

# Towards a Polymer-Brush-Based Friction Modifier for Oil

**Tobias A. Gmür**

ETH-Bereich Hochschulen

**Joydeb Mandal**

ETH-Bereich Hochschulen

**Juliette Cayer-Barrioz**

Ecole Centrale de Lyon

**Nicholas D. Spencer** (✉ [spencer@mat.ethz.ch](mailto:spencer@mat.ethz.ch))

Swiss Federal Institute of Technology <https://orcid.org/0000-0002-7873-7905>

---

## Research Article

**Keywords:** lubricant additive, friction-reduction, RAFT polymerization, block-copolymer, oil-compatibility

**Posted Date:** June 10th, 2021

**DOI:** <https://doi.org/10.21203/rs.3.rs-587082/v1>

**License:** © ⓘ This work is licensed under a Creative Commons Attribution 4.0 International License.

[Read Full License](#)

---

**Version of Record:** A version of this preprint was published at Tribology Letters on August 25th, 2021. See the published version at <https://doi.org/10.1007/s11249-021-01496-w>.

# Abstract

In the search for new, oil-compatible friction-modifier additives that can significantly reduce energy consumption by reducing the friction in the boundary-lubrication regime, a macromolecular-design approach has been taken. This involved the synthesis of a series of readily functionalizable block copolymers carrying an oleophilic poly(lauryl methacrylate) block and a functionalizable poly(pentafluorophenyl methacrylate) block of various lengths by means of reversible addition-fragmentation chain-transfer (RAFT) polymerization. The poly(pentafluorophenyl methacrylate) block was used to attach surface-active nitro-catechol anchoring groups to the polymer. The friction-reduction properties of these polymers were assessed using 0.5 wt.% solutions in hexadecane using rolling-sliding macroscopic tribological tests. Block copolymers with roughly equal block lengths and moderate molecular weights were significantly more effective at friction reduction than all other architectures investigated. They also displayed lower friction coefficients than glycerol monooleate, a commercially used additive. The film formation ability of these polymers was examined using a quartz-crystal microbalance with dissipation (QCM-D), by monitoring their adsorption onto an iron-oxide coated QCM crystal. The polymer with highest lubrication efficiency formed a thin film of  $\sim 17$  nm thickness on the iron-oxide coated QCM crystal, consistent with the formation of a polymer brush. Interferometric rolling-sliding experiments with the same polymer showed a separating film thickness of  $\sim 20$  nm, which is consistent with the QCM-D value, bearing in mind the compression of the adsorbed layers on the two sliding surfaces during tribological testing.

## Highlights

- An oil-compatible, polymeric additive has been synthesized, which significantly lowers friction under boundary conditions at room temperature
- The additive, a block copolymer consisting of an oil-soluble block and a surface-anchoring block, can be readily synthesized via RAFT polymerization
- QCM-D and film-thickness measurements during tribological testing indicate that the additive functions by forming a polymer brush
- Nitrocatechol groups appear to be highly effective at anchoring the additive to the sliding surfaces

## Introduction

We are living in a world in which both the sources and the uses of energy are rapidly changing, with a significant impact on our needs for lubricants. The advent of electric vehicles on the one hand reduces the demand for thermally activated lubricants, but it also presents new requirements: compatibility towards copper, for example, and extremely low viscosity at speeds higher than 20,000 rpm [1]. Internal combustion and hybrid vehicles will be with us for decades yet, and among the measures proposed [2] have been self-healing ultrathin tribofilms to increase energy efficiency and wear-resistance under boundary-lubrication conditions in reduced-viscosity lubricants [3]. Wind turbines have rapidly ascended

in importance, but their effective lubrication remains a significant challenge [4]. In short, the development of lubricant additives is more important than ever, in order to solve the new challenges that present themselves.

New approaches are needed to improve upon the current state of the art, in which a variety of different compounds is already being employed as friction modifiers, including small organic molecules, organomolybdenum compounds, and, the focus of this study, polymeric additives [5]. Polymers have been found to be beneficial for friction and wear properties of engine oils for many decades [6]. In general, however, their use has been motivated by their viscosity-modification [7] or dispersing [8] properties. The friction-reduction properties of polymeric friction modifiers (PFMs) in commercial engine-oils was extensively investigated in the 1990s [9–11]. The beneficial properties were ascribed [12] to a surface enrichment of the polymeric species that led to a local increase in viscosity. Later investigations [13–16] reiterated the potential of PFMs, but the precise chemical makeup of the investigated additives was generally undisclosed. A notable exception to this trend has been the work from the group of Spikes at Imperial College, [17, 18], in which a broad range of poly(alkyl methacrylate)-based copolymers with a multitude of different polar groups, serving as surface-active moieties, was investigated. Polymer architectural effects were highlighted by showing the superior friction-reduction properties of a block copolymer compared to a random copolymer.

The synthesis and friction/wear properties of novel viscosity modifiers have also been precisely described in recent years [19–21]. However, in general their effect on friction reduction under boundary-lubrication conditions is somewhat limited and requires relatively high polymer loadings.

Modern methods of surface science have recently been brought to bear on the frictional properties of viscosity-modifying polymers. In [22] the synthesis of star-shaped organic-inorganic hybrid copolymers is detailed, and they were analyzed with a high-speed surface forces apparatus in conjunction with quartz crystal microbalance with dissipation (QCM-D). A higher degree of branching was found to lead to thicker films and improved frictional performance. An atomic force microscopy-based study [23] was conducted on functionalized olefinic copolymers (developed by a lubricant company for viscosity-modification purposes). They were found to adhere to surfaces strongly, but in the given setup resulted in high friction due to contact bridging.

The quartz crystal microbalance (QCM), a very common tool in biomedical research [24], has been used to a lesser extent for the study of organic friction modifiers in oil [25–29]. Lundgren et al. [25, 26] studied the adsorption behavior of a series of unsaturated fatty acids with this technique, and showed that multilayer physisorption can be observed—contrary to the classical Hardy model—with highly unsaturated chains in the presence of water. Nalam [27] and Zachariah [28] studied the organic friction modifier, glycerol monooleate (GMO) and novel amine- and sugar-derived anchoring units and assessed their adsorption properties with QCM, correlating them with tribological performance. In their analysis, a high adsorption rate constant was the relevant factor for boundary-lubrication performance (as measured in an AFM). Fry et al. [29] on the other hand assessed different OFMs related to GMO with QCM and

ellipsometry and determined that a minimum film thickness is required for macroscopic friction reduction to occur.

The idea for the present study brought together two previous developments from our group. On the one hand oleophilic polymer brushes grown from a silicon surface were shown to display excellent lubricious properties in a range of common base oils [30]. On the other hand, in aqueous environments it was found that a dilute solution of the graft-copolymer poly(L-lysine)-*graft*-poly(ethylene glycol) (PLL-*g*-PEG) could reduce friction dramatically, -NH<sub>2</sub> groups on the PLL backbone acting as anchors to the surface, and statistically grafted PEG chains forming a lubricious polymer brush [31]. In light of this, an initial study focused on the use of newly synthesized graft-copolymers as schematically illustrated in Fig. 1 (a) to reduce friction in oil, this time using oleophobic chains to form brushes and statistically distributed anchors that would form covalent bonds with the surface. The effectiveness of such an approach appeared to be very limited, however (see Sect. 1 in the Supporting Information for details). Previous investigations on graft copolymers such as PLL-*g*-PEG have shown experimentally [32] and through computational models [33], that in aqueous solutions the long-range electrostatic force is crucial for the graft-copolymers to attach to the surface in a brush-like configuration, overcoming the steric hindrance of the polymer chains (e.g. the conformational transition from Fig. 1 (a) to (c)). In oil, the surfaces are not intrinsically charged, and so this mechanism is not an option. The use of alternative anchoring strategies, such as the formation of covalent bonds, requires a closer approach of the anchor to the surface than is feasible in the presence of lengthy co-grafted polymer side chains.

One of the ways in which such a steric effect of the oleophilic side chains can be minimized is by designing block copolymers carrying an oil-soluble, brush-forming block and a surface-active block as depicted in Fig. 1 (b). This allows free access of the anchoring groups to the surface without impediment from the brush-forming chains. Clearly there is a balance to be achieved between the length of the two kinds of blocks (i.e. polymer architectural parameters), and many anchoring group chemistries that could be explored. This paper describes the synthesis of novel block-copolymer PFMs whose molecular structures have been designed to allow for facile exploration of both architecture and anchoring chemistry. We focus here on the investigation of block-copolymer architecture, the anchoring moieties being limited to nitrocatechol, which is designed to interact strongly with iron- and/or chromium-containing surfaces [34, 35], in contrast to the weaker, polar interactions that have been generally relied upon for PFMs to date. The influence of alternative anchoring chemistries will be reported in detail elsewhere. The PFMs were evaluated for their frictional performance in rolling-sliding macroscale contacts in low-viscosity oils, and their adsorption properties were studied with QCM.

## Materials And Methods

### Materials

The synthetic pathway is summarized in Fig. 2 (the details of raw materials used and synthesis conditions are given in Sect. 2 of the Supporting information). At first, an oleophilic block is produced by

RAFT polymerization of an oleophilic monomer to yield a polymer with an active chain end. This is used in a second polymerization as a macro chain-transfer agent (CTA). A block of functional units is added to the polymer, which is modified with nitrodopamine in a final step to yield a poly(lauryl methacrylate)-block-poly(nitrodopamine acryl amide) (PLMA-b-PNDACrAm).

Five different polymer structures are discussed here, with differing degrees of polymerization  $m$  and  $n$  (as derived from  $^1\text{H-NMR}$  conversion measurements) being presented in Table 1. The motivation for the choice of synthesized structures was to start off at what is reported to work in the literature: block-copolymers with an overall molecular weight of roughly 25kDa [36] and a functionalization percentage of 10 mol% [18]. This was achieved with PFM A. The other structures were designed to investigate the effects of the different size parameters. While B contained a larger anchoring block, D and E were supposed to take structure A to a higher molecular weight with constant relative and absolute anchoring block sizes, respectively. Polymer C is a larger version of B and was synthesized in light of the promising early results of the latter.

The additives were dissolved at 0.5 wt.% in either hexadecane (Acros Organics), PAO2 or PAO6 (both kindly donated by Blaser Swisslube) at 80°C under stirring overnight. All solutions were subsequently left to reach room temperature, centrifuged at 4000 rpm for 10 min, decanted and only the supernatant liquid used.

## Methods

### Rheometry:

Rheological measurements in an Anton Paar MCR302 Rheometer with double-wall accessory were used to quantify the effect of PFM additive addition to the bulk dynamic viscosity of hexadecane. For PAO2 and PAO6, the measurements were carried out in a cone/plane rheometer with a 60 mm diameter cone and a shear rate of  $10\text{ s}^{-1}$  and  $0.1\text{ s}^{-1}$ , respectively covering the range 15–60°C.

## QCM-D:

Quartz-crystal-microbalance measurements were conducted on a QCM-D E4 (Biolin Scientific AB, Sweden) at 25°C. To obtain reproducible results, the iron oxide (QSX 326,  $\text{Fe}_3\text{O}_4$ ) coated sensors were only used freshly out of the box. They were sonicated for 20 min in ethanol, rinsed with ultrapure water and blown dry with filtered nitrogen. The rest of the measurement setup was sonicated in isopropanol and hexane prior to assembly. Each of the four cells was connected in parallel to a peristaltic pump and rinsed with hexadecane for 4 h at a constant flow rate of  $2.5\text{ }\mu\text{L} / \text{s}$  through each sensor to achieve a flat baseline. The subsequent measurement consisted of 20 min of further equilibration, after which the lubricant solution was flowed through the cells for 20 min, and finally the cells were purged with pure hexadecane again for 20 min.

The adsorbed masses of the polymers (including trapped solvent) were calculated using the Sauerbrey equation [37], as described in the Supporting Information. Measurements were carried out using four sensors simultaneously, although only for overtones 5, 7, and 9 was the signal-to-noise ratio deemed sufficient for further processing. The presented derived quantities are the averages of those 12 different values with standard deviations.

#### Tribology:

The mini-traction-machine (MTM) measurements were performed on a MTM2 (PCS Instruments, UK) with the standard specimen pack (100Cr6 balls and disks,  $R_a < 20$  nm) as received and sonicated in isooctane. The temperature was set to 30°C and the normal load maintained at 2 N if not mentioned otherwise, resulting in an average pressure of 256 MPa. Stribeck curves were obtained repeatedly with increasing and decreasing speed ramps from 1 to 2000 mm/s. The slide-to-roll ratio, as defined by  $SRR = U_{\text{sliding}} / U_{\text{entrainment}}$  with  $U_{\text{entrainment}} = 2 \cdot |U_b - U_d| / (U_b + U_d)$  was maintained at 50% throughout, where  $U_b$  and  $U_d$  correspond to speeds of the ball and disk, respectively, with respect to the contact. Running-in effects made the first measurement incomparable to the rest of the set, which is why it was omitted. The data presented for the Stribeck curve measurements are averages, together with their 95% confidence intervals from 4 repetitions. Comparative measurements were performed in pure hexadecane and with 0.5.wt% glycerol monooleate (GMO), which is a commercially used organic friction modifier.

#### IRIS:

The IRIS tribometer, developed in LTDS, Ecole centrale de Lyon, is described in detail elsewhere [38]. In short, a 100Cr6 steel ball and a silica disk (sonicated in heptane and isopropanol, and then dried under nitrogen flow) are brought into contact and rotated independently under controlled kinematic conditions. The polished ball and the disk had a rms roughness of 5 nm respectively, measured with a Bruker Contour GT-K interferometer. The silica disk was coated with a 6-nm thick semi-transparent chromium layer that allowed for visualization of the tribocontact and simultaneous interferometric determination of the absolute distance between the two. The normal force was fixed at 5 N (resulting in an average pressure of 212 MPa) and continually monitored on the ball, while the torque on the disk assembly allowed for the direct calculation of friction forces. These conditions (metallic surfaces and contact pressures) were selected, in order to monitor film formation under similar conditions as in the MTM experiments. The actual measurement started with an initial pure rolling period at 10 mm/s. After this, the SRR was set to 50% and the entrainment velocity was decreased to 2 mm/s, increased to 200 mm/s and decreased to 10 mm/s again stepwise. The first pure rolling step was used to calculate the frictional force offset, later pure rolling steps served as a measure to check for instrumental drift. The traction coefficient reported at any given entrainment velocity is the average between positive and negative SRR ratios (i.e. only Couette friction is considered and the Poiseuille term is neglected), while the error bars represent the aggregated 95 % confidence interval. The measurements were conducted under ambient conditions (i.e. 27.5°C and 40 RH%).

The film thickness and its distribution in the high-pressure zone were measured using two independent methods: *in-situ* during the experiment, using the color of the steel/chromium contact with an appropriate calibration, and post-experiment, using a spacer-layer-coated disk. The first method gave a comparative, order-of-magnitude estimate of the evolution of the film thickness with the entrainment velocity, averaged over 6 images with low resolution (about 10 nm) while the second method gave a more accurate and absolute value of the adsorbed film thickness on the steel ball after the experiment with a resolution of few nanometers.

In parallel, these experimental values were compared to the calculated hexadecane film thickness. The pressure-viscosity coefficient of hexadecane was deduced from the data presented by Meng *et al.*[39] fitted with Roelands' equation[40] and a viscosity of 3 mPa.s. The resultant value,  $\alpha = 10 \text{ GPa}^{-1}$ , was low, leading to the use of Moes-Venner prediction[41] to calculate the hexadecane film thickness.

## Results And Discussion

### Friction behavior (MTM)

The efficacy of the developed PFMs was examined in MTM experiments by measuring their friction behavior, plotting the coefficient of traction (COT) against entrainment speed. A comparison of all synthesized PFMs as well as results for pure hexadecane and the GMO solution is shown in Fig. 3a. When the entrainment speed is higher than  $1000 \text{ mm.s}^{-1}$ , all the measurements overlap at very low friction values, corresponding to the onset of hydrodynamic lubrication. The results for the decreasing speed ramps are omitted for clarity, since no indication of hysteresis was observed.

In the mixed/boundary regime the results fall into three categories: a) Pure hexadecane shows extremely high friction, reaching 0.3 with a large scatter, b) most of the polymers appear to be as effective as GMO, with a friction coefficient of about 0.17, and c) PFM-B, which exhibits an exceptionally low friction coefficient ( $\sim 0.06$ ) throughout the measured speed range of  $1$  to  $100 \text{ mm s}^{-1}$ , resembling the previously observed friction behavior for "grafted-from" poly(lauryl methacrylate) brushes in oil [30].

To have a better understanding of the efficacy of PFM B, similar MTM experiments were performed in different base oils such as hexadecane, PAO2 and PAO6. The results are plotted in Fig. 3 (b), where the viscosity of the base oil was factored on the X-axis. As expected, PFM-B consistently shows greater friction reduction, especially in the boundary regime, compared to GMO. Hardly any influence of the viscosity was detected in the boundary regime, confirming that a surface effect was being measured. Finally, the low-friction behavior of PFM B can be further examined by examining Stribeck curves that were obtained upon increasing normal load, as shown in Fig. 3 (c). No significant differences are seen here, even though the maximum contact pressure reaches 960 MPa.

### Existence of an adsorbed film under unperturbed conditions (QCM-D)

Film formation by PFM B was examined using the quartz crystal microbalance with dissipation (QCM-D). The results are summarized in Fig. 4. As expected from the tribological results, the lubricant containing PFM B exhibits significantly different behavior compared to the others.

In Fig. 4a, the adsorbed masses are shown on the left axis, with film-thickness on the right axis, a conversion having been performed into an adsorbed film thickness of the polymer and incorporated solvent, assuming a density of  $0.93 \text{ g cm}^{-3}$  (LMA in bulk). For PFM B in hexadecane, the resulting thickness is  $16.4 \pm 0.7 \text{ nm}$ , the highest of all samples measured. Assuming an all-trans zigzag conformation of the backbone chain, one would expect between 10.5 nm (for the oleophilic block only) and 19.5 nm for the entire polymer. GMO in hexadecane shows an equilibrium thickness of 1.3 nm, which corresponds to what has been reported using other techniques [42], which supports the validity of our experimental conditions and modelling used for the determination of film thickness.

These estimated thicknesses here are mainly for comparison, and are to be considered as approximations, especially since the Sauerbrey equation assumes only a solid adsorbed slab of material. The layer whose thickness we are measuring also incorporates an unknown amount of hexadecane as solvent, some of which may be partially protruding from the polymer layer. Finally, the polydispersity of the polymer leads to a fraction of longer chains protruding from the surface, leading to an overestimation of the adsorbed mass. In view of these caveats, it is likely that we are overestimating the thickness of the polymer layer for PFM B. We are within a thickness range consistent with the LMA chains being upright in a brush-like configuration, the space between them being filled with solvent (hexadecane) molecules. Potentially, some of the adjacent anchoring groups are also constituting part of the brush-forming chains.

The deduced thicknesses for all other PFMs are much lower, indicating unoriented, “mushroom” monolayer adsorption and neither brush nor multilayer formation. Additional *ex-situ* ellipsometry measurements of the additives adsorbed on Cr surfaces from hexadecane yielded dry thickness values corresponding to a packing density of  $\approx 0.2 \text{ chains.nm}^{-2}$  for PFMs A and B, which would be consistent with the formation of a polymer brush (see Supporting Information).

The raw data from QCM-D experiments are shown in the Supporting Information. Briefly, the adsorption of GMO (Figure S15 (f)) is distinguishable from that of the polymers in that the adsorbed film seems to be in dynamic equilibrium and is removed from the surface by rinsing with hexadecane. For PFM A (Figure S15 (a)) significant mass is adsorbed irreversibly, i.e. remains upon rinsing. The decrease in dissipation upon rinsing indicates, however, that a rearrangement of the film occurred. PFM B (Figure S15 (b)) has a visibly faster adsorption rate than the other polymers, and the thick film resulting after a few minutes shows no signs of rearrangement upon rinsing. Figure S15 (c) highlights the extremely slow adsorption kinetics of PFM C, which can be attributed to its high molecular weight.

### **Correlation between the presence of an adsorbed film and low friction (IRIS)**

In order to confirm the role of the adsorbed film on the low friction behavior in the mixed/boundary lubrication regimes, solutions of PFMs A, B and C in hexadecane were investigated here. The results of



the IRIS measurements, in which film thickness and friction coefficient are measured simultaneously, are summarized in Fig. 5.

For all polymers, the film thickness was large compared to that calculated for hexadecane, especially at low entrainment velocity, indicating that hydrodynamic effects alone could not explain the film formation mechanisms. Contact visualization, during and after friction experiments showed that a boundary film was adsorbed on the surfaces. This was also confirmed by the shape of the meniscus in the outlet zone at low entrainment velocity, a signature of a modification of surface properties. The thickness and heterogeneity of the adsorbed film and its capacity to withstand shear were dependent on the polymer architecture (see Figures S18, S19 and S20).

The friction measurement for PFM A shows a significant hysteresis for entrainment velocities larger than 20 mm/s. This hysteresis was concomitant with that seen in the film evolution. The point of highest measured friction coincides with visible onset of wear of the chromium coating of the disk (see also Figure S18). The measured film thickness is only approaching the regime expected for hexadecane at high entrainment speeds. In the lower speed range, however, a speed-independent film in the range of 7 nm was visible, which again was consistent with both the post-friction adsorbed film measurement and the QCM results.

PFM B shows the lowest friction coefficient, consistent with the MTM measurements, despite the different surface roughness and substrate chemistry in the IRIS measurements. Negligible hysteresis was observed in friction or film thickness, highlighting the robustness of the adsorbed polymer film. The low friction coincided with the presence of a measured adsorbed film in the range of 20 nm. This corresponds reasonably well with what was measured in QCM, keeping in mind that we expect an adsorbed film on each surface that is under significant compression ( $P_{av}=212$  MPa). The film distribution was homogeneous, uniformly covering the surface, regardless of the entrainment velocity, confirming the strong anchoring of the polymers on metallic surfaces and the absence of contact bridging.

PFM C exhibited a continuous increase in measured film thickness while performing the IRIS experiment. At the end of the measurements, the film was patchy and thickness increased to 100 nm (Figure S20) compared to the thickness of 6 nm measured at the beginning of the experiment. The initially measured 6 nm thickness was consistent with the thickness derived from QCM-D experiment while the 100 nm thicknesses measured at the end of the IRIS measurement is comparable with the large PFM C molecule in a brush configuration. This increase in film thickness was not observed during the initial pure rolling step at constant velocity, indicating that shear in the contact might be favoring the formation of the adsorbed film. A possible interpretation is that the shearing at the inlet zone of the contact and/or in the high-pressure contact zone allows for re-arrangements of the polymer molecules and a densification of the formed film. The formation of multilayers of polymer aggregates could also be a reason of the thick adsorbed film. The friction trends show a hysteresis, where the largest difference between decreasing and increasing speed is at 100 mm/s—the same speed at which the film-thickness measurements start to show large deviations. The absolute friction values in the final measurement stages are in a similar range

to those measured with MTM. This seemed to confirm the existence of a run-in phase in the film formation/friction evolution.

## Conclusions

A series of polymeric friction modifiers (PFM) was synthesized with a range of precisely chosen structures and a specific chemistry. The chosen synthesis route allowed for the decoupling of effects due to polymer structure and anchoring chemistry (the latter being the topic of a subsequent study). Additionally, it opened the route for novel anchoring concepts to be explored in the field of oil-based polymeric friction modifiers.

A combination of a structure with an unusually large nitrodopamine anchoring block and moderate molecular weight (PFM B) showed unparalleled friction-reduction performance in rolling-sliding measurements, while other structures (some resembling the architecture of the published state-of-the-art, PFM A) showed a smaller effect—comparable to that of reference organic friction modifiers.

In QCM-D measurements all polymers adsorbed irreversibly onto the iron oxide surfaces, while glycerol monooleate was shown to adsorb reversibly. The film formed from the best-performing PFM (B) showed the highest adsorbed mass. The derived thickness of approximately 17 nm is comparable to the polymer size, implying a brush-like structure, firmly anchored to the surface by the block of nitrodopamine groups.

IRIS measurements indicate various reasons for the less effective friction-reduction behavior of some of the PFMs. For PFM B, a uniformly adsorbed film was measured that was of comparable thickness to that measured in QCM-D, and it was stable under the applied contact-pressure and shear conditions, resulting in a drastic friction reduction in the boundary regime.

Thus, it appears that the use of a block of nitrodopamine anchors is a very promising approach to anchoring blocks of brush-forming chains on ferrous surfaces in oil, and that the architecture of the polymer plays an important role in its effectiveness as a boundary lubricant. Overall molecular weight and relative sizes of anchoring and brush-forming blocks appear to be crucial parameters.

## Declarations

**Funding:** N/A

**Conflicts of Interest:** Patent filed on similar topic

**Availability of Data:** N/A

**Code Availability:** N/A

**Authors' Contributions:** All authors involved at all stages

# References

1. Farfan-Cabrera, L.I.: Tribology of electric vehicles: A review of critical components, current state and future improvement trends. *Tribol. Int.* **138**, 473–486 (2019)
2. Carpick, R.W., Jackson, A., Lee, P., Argibay, N., Garcia, P., Sawyer, A., Bennett, G.: K.: Tribology Opportunities or Enhancing America's Energy Efficiency. (2017)
3. Ishizaki, K., Nakano, M.: Reduction of CO2 Emissions and Cost Analysis of Ultra-Low Viscosity Engine Oil. *Lubricants*. **6**, 102 (2018). <https://doi.org/10.3390/lubricants6040102>
4. Dhanola, A., Garg, H.C.: Tribological challenges and advancements in wind turbine bearings: A review. *Eng. Fail. Anal.* **118**, 104885 (2020)
5. Spikes, H.: Friction Modifier Additives. *Tribol. Lett.* **60**, (2015). <https://doi.org/10.1007/s11249-015-0589-z>
6. Okrent, E.H.: The effect of lubricant viscosity and composition on engine friction and bearing wear. *ASLE Trans.* **4**, 97–108 (1961). <https://doi.org/10.1080/05698196108972423>
7. Martini, A., Ramasamy, U.S., Len, M.: Review of Viscosity Modifier Lubricant Additives. *Tribol. Lett.* **66**, 1–14 (2018). <https://doi.org/10.1007/s11249-018-1007-0>
8. Burrington, J.D., Pudelski, J.K., Roski, J.P.: Challenges in Detergents and Dispersants for Engine Oils. In: *Practical Advances in Petroleum Processing*, pp. 579–595. New York, Springer (2007)
9. Cann, P.M., Spikes, H.A.: The behavior of polymer solutions in concentrated contacts: Immobile surface layer formation. *Tribol. Trans.* **37**, 580–586 (1994). <https://doi.org/10.1080/10402009408983332>
10. Smeeth, M., Spikes, H.A., Gunsel, S.: The formation of viscous surface films by polymer solutions: Boundary or elastohydrodynamic lubrication? *Tribol. Trans.* **39**, 720–725 (1996). <https://doi.org/10.1080/10402009608983589>
11. Gunsel, S., Smeeth, M., Spikes, H.: Friction and wear reduction by boundary film-forming viscosity index improvers. *SAE Tech. Pap.* (1996). <https://doi.org/10.4271/962037>
12. Guangteng, G., Smeeth, M., Cann, P.M., Spikes, H.A.: Measurement and Modelling of Boundary Film Properties of Polymeric Lubricant Additives. *Proc. Inst. Mech. Eng. Part J J. Eng. Tribol.* **210**, 1–15: (1996). [https://doi.org/10.1243/PIME\\_PROC\\_1996\\_210\\_473\\_02](https://doi.org/10.1243/PIME_PROC_1996_210_473_02)
13. Tohyama, M., Ohmori, T., Murase, A., Masuko, M.: Friction reducing effect of multiply adsorptive organic polymer. *Tribol. Int.* **42**, 926–933 (2009). <https://doi.org/10.1016/j.triboint.2008.12.012>
14. Aoki, S., Yamada, Y., Fukada, D., Suzuki, A., Masuko, M.: Verification of the advantages in friction-reducing performance of organic polymers having multiple adsorption sites. *Tribol. Int.* **59**, 57–66 (2013). <https://doi.org/10.1016/j.triboint.2012.06.001>
15. Hobday, I., Eastwood, J.: Friction Modifiers for Next Generation Engine Oils. *Lube Mag.* **92**, (2014)
16. Guegan, J., Southby, M., Spikes, H.: Friction Modifier Additives, Synergies and Antagonisms. *Tribol. Lett.* **67**, 1–12 (2019). <https://doi.org/10.1007/s11249-019-1198-z>

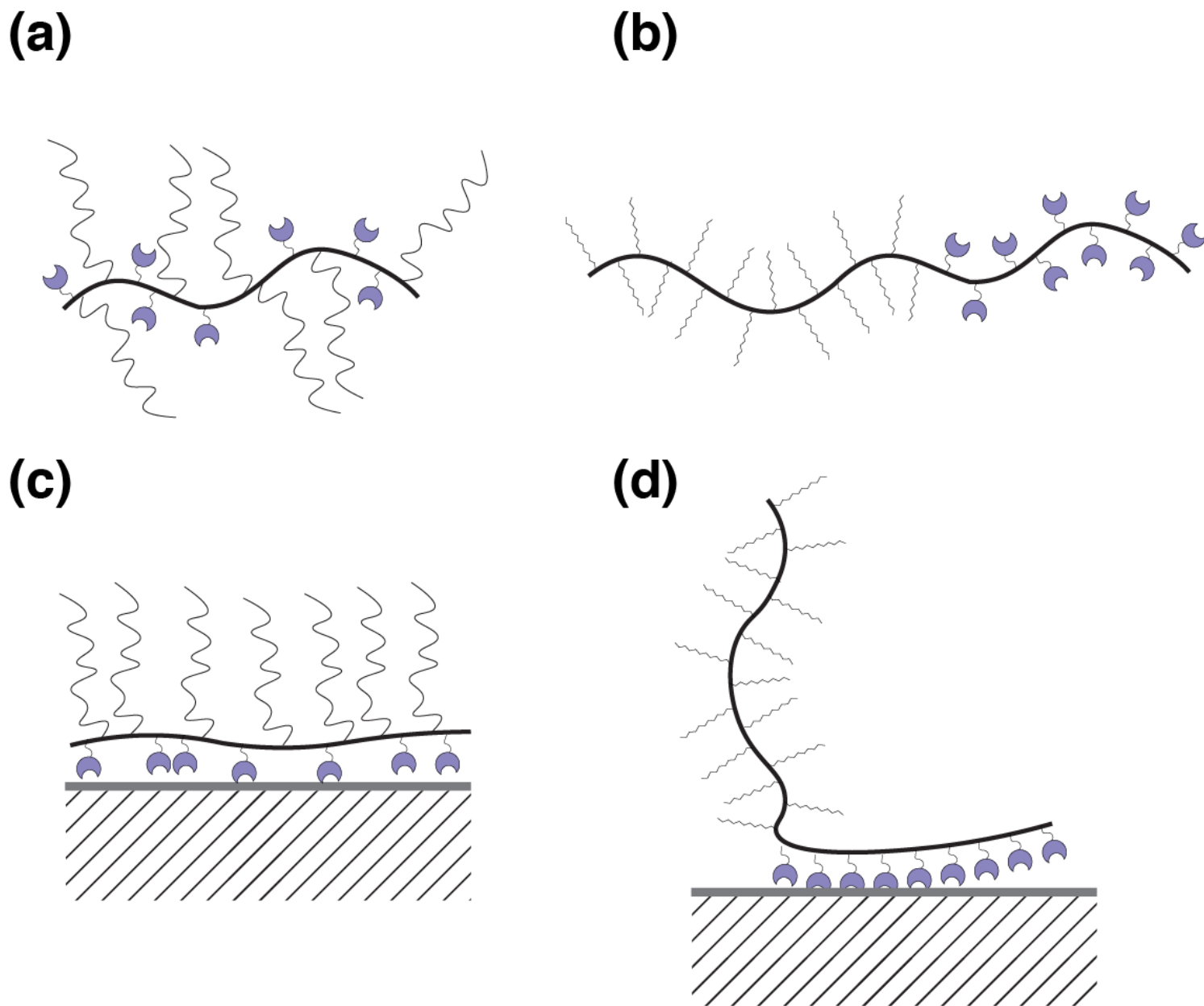
17. Müller, M., Topolovec-Miklozic, K., Dardin, A., Spikes, H.A.: The design of boundary film-forming pma viscosity modifiers. *Tribol. Trans.* **49**, 225–232 (2006).  
<https://doi.org/10.1080/05698190600614833>
18. Fan, J., Müller, M., Stöhr, T., Spikes, H.A.: Reduction of friction by functionalised viscosity index improvers. *Tribol. Lett.* **28**, 287–298 (2007). <https://doi.org/10.1007/s11249-007-9272-3>
19. Cosimbescu, L., Vellore, A., Ramasamy, U.S., Burgess, S.A., Martini, A.: Low molecular weight polymethacrylates as multi-functional lubricant additives. *Eur. Polym. J.* **104**, 39–44 (2018).  
<https://doi.org/10.1016/j.eurpolymj.2018.04.029>
20. Bapat, A.P., Erck, R., Seymour, B.T., Zhao, B., Cosimbescu, L.: Lipophilic polymethacrylate ionic liquids as lubricant additives. *Eur. Polym. J.* **108**, 38–47 (2018).  
<https://doi.org/10.1016/j.eurpolymj.2018.08.026>
21. Campbell, K.B., Erck, R., Swita, M., Cosimbescu, L.: Multifunctional Tunable Polymethacrylates for Enhanced Shear Stability and Wear Prevention. *ACS Appl. Polym. Mater.* (2020).  
<https://doi.org/10.1021/acsapm.0c00389>
22. Van Ravensteijn, B.G.P., Bou Zerdan, R., Seo, D., Cadirov, N., Watanabe, T., Gerbec, J.A., Hawker, C.J., Israelachvili, J.N., Helgeson, M.E.: Triple Function Lubricant Additives Based on Organic-Inorganic Hybrid Star Polymers: Friction Reduction, Wear Protection, and Viscosity Modification. *ACS Appl. Mater. Interfaces.* **11**, 1363–1375 (2019). <https://doi.org/10.1021/acsami.8b16849>
23. Murdoch, T.J., Pashkovski, E., Patterson, R., Carpick, R.W., Lee, D.: Sticky but Slick: Reducing Friction using Associative and non-Associative Polymer Lubricant Additives. *ACS Appl. Polym. Mater.* (2020).  
<https://doi.org/10.1021/acsapm.0c00687>
24. Reviakine, I., Johannsmann, D., Richter, R.P.: Hearing What You Cannot See and Visualizing What You Hear: Interpreting Quartz Crystal Microbalance Data from Solvated Interfaces. *Anal. Chem.* **83**, 8838–8848 (2011). <https://doi.org/10.1021/ac201778h>
25. Lundgren, S.M., Persson, K., Kronberg, B.T., Claesson, P.M.: Adsorption of fatty acids from alkane solution studied with quartz crystal microbalance. *Tribol. Lett.* **22**, 15–20 (2006).  
<https://doi.org/10.1007/s11249-005-9000-9>
26. Lundgren, S.M., Persson, K., Mueller, G., Kronberg, B., Clarke, J., Chtaib, M., Claesson, P.M.: Unsaturated fatty acids in alkane solution: Adsorption to steel surfaces. *Langmuir.* **23**, 10598–10602 (2007). <https://doi.org/10.1021/la700909v>
27. Nalam, P.C., Pham, A., Castillo, R.V., Espinosa-Marzal, R.M.: Adsorption Behavior and Nanotribology of Amine-Based Friction Modifiers on Steel Surfaces. *J. Phys. Chem. C.* **123**, 13672–13680 (2019).  
<https://doi.org/10.1021/acs.jpcc.9b02097>
28. Zachariah, Z., Nalam, P.C., Ravindra, A., Raju, A., Mohanlal, A., Wang, K., Castillo, R.V., Espinosa-Marzal, R.M.: Correlation Between the Adsorption and the Nanotribological Performance of Fatty Acid-Based Organic Friction Modifiers on Stainless Steel. *Tribol. Lett.* **68**, (2020).  
<https://doi.org/10.1007/s11249-019-1250-z>

29. Fry, B.M., Moody, G., Spikes, H.A., Wong, J.S.S.: Adsorption of Organic Friction Modifier Additives. *Langmuir*. **36**, 1147–1155 (2020). <https://doi.org/10.1021/acs.langmuir.9b03668>
30. Bielecki, R.M., Crobu, M., Spencer, N.D.: Polymer-brush lubrication in oil: Sliding beyond the stribek curve. *Tribol. Lett.* **49**, 263–272 (2013). <https://doi.org/10.1007/s11249-012-0059-9>
31. Lee, S., Müller, M., Heeb, R., Zürcher, S., Tosatti, S., Heinrich, M., Amstad, F., Pechmann, S., Spencer, N.D.: Self-healing behavior of a polyelectrolyte-based lubricant additive for aqueous lubrication of oxide materials. *Tribol. Lett.* **24**, 217–223 (2006). <https://doi.org/10.1007/s11249-006-9121-9>
32. Serrano, Â: Novel Polymer-Brush Based Coatings for Regulating Bioadhesion, PhD Thesis, ETH Zürich: (2014) <https://doi.org/10.3929/ethz-a-010295870>
33. Feuz, L.: On the conformation of graft-copolymers with polyelectrolyte backbone in solution and adsorbed on surfaces, PhD Thesis, E.T.H., Zürich, (2006) <https://doi.org/10.3929/ethz-a-010025751>
34. Zürcher, S., Wäckerlin, D., Bethuel, Y., Malisova, B., Textor, M., Tosatti, S., Gademann, K.: Biomimetic surface modifications based on the cyanobacterial iron chelator anachelin. *J. Am. Chem. Soc.* **128**, 1064–1065 (2006). <https://doi.org/10.1021/ja056256s>
35. Amstad, E., Gillich, T., Bilecka, I., Textor, M., Reimhult, E.: Ultrastable iron oxide nanoparticle colloidal suspensions using dispersants with catechol-derived anchor groups. *Nano Lett.* **9**, 4042–4048 (2009). <https://doi.org/10.1021/nl902212q>
36. Dardin, A., Mueller, M., Eisenberg, B.: Lubricating oil composition with good frictional properties. US Patent No **8**(288), 327 B2 (2012)
37. Sauerbrey, G.: Verwendung von Schwingquarzen zur Wägung dünner Schichten und zur Mikrowägung. *Zeitschrift für Phys.* **155**, 206–222 (1959). <https://doi.org/10.1007/BF01337937>
38. Ernesto, A., Mazuyer, D., Cayer-Barrioz, J.: The Combined Role of Soot Aggregation and Surface Effect on the Friction of a Lubricated Contact. *Tribol. Lett.* **55**, 329–341 (2014). <https://doi.org/10.1007/s11249-014-0365-5>
39. Meng, X.Y., Sun, Y.K., Cao, F.L., Wu, J.T., Vesovic, V.: Reference Correlation of the Viscosity of n - Hexadecane from the Triple Point to 673 K and up to 425 MPa. *J. Phys. Chem. Ref. Data.* **47**, 33102 (2018). <https://doi.org/10.1063/1.5039595>
40. Roelands, C.J.A.: Correlational Aspects of the Viscosity–Temperature–Pressure Relationship of Lubricating Oils. Ph.D. thesis, Technische Hogeschool te Delft: (1966)
41. Chevalier, F.: Modélisation des Conditions d'Alimentation dans les Contacts Elastohydrodynamiques Ponctuels. PhD thesis, INSA Lyon, France: (1996) (in French)
42. Crespo, A., Mazuyer, D., Morgado, N., Tonck, A., Georges, J.M., Cayer-Barrioz, J.: Methodology to Characterize Rheology, Surface Forces and Friction of Confined Liquids at the Molecular Scale Using the ATLAS Apparatus. *Tribol. Lett.* **65**, (2017). <https://doi.org/10.1007/s11249-017-0921-x>

## Tables

Due to technical limitations, table 1 is only available as a download in the Supplemental Files section.

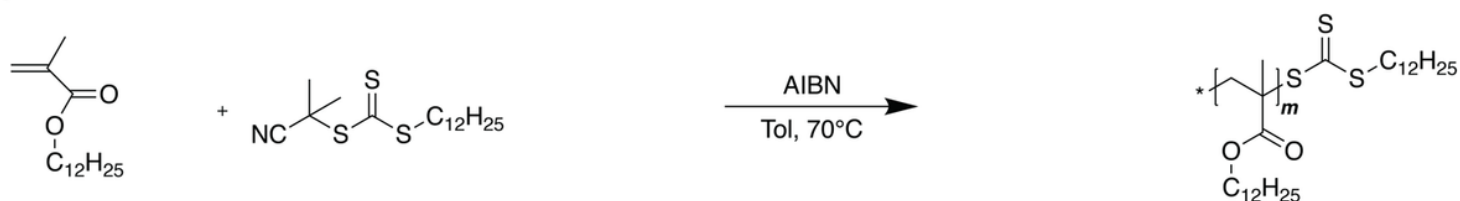
## Figures



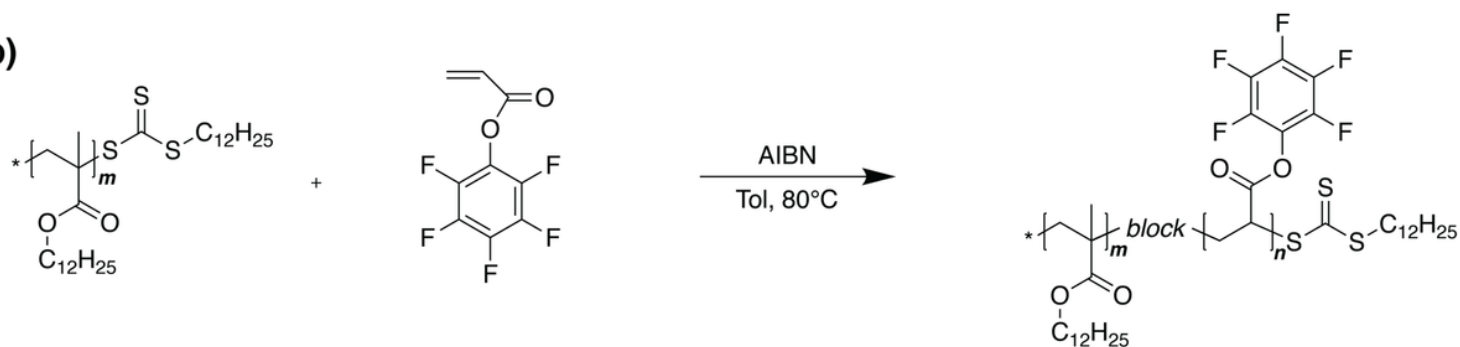
**Figure 1**

Schematic depiction of the polymeric friction modifiers synthesized. (a) Graft-copolymer and (b) block-copolymer. (c) and (d) hypothesized attachment configurations.

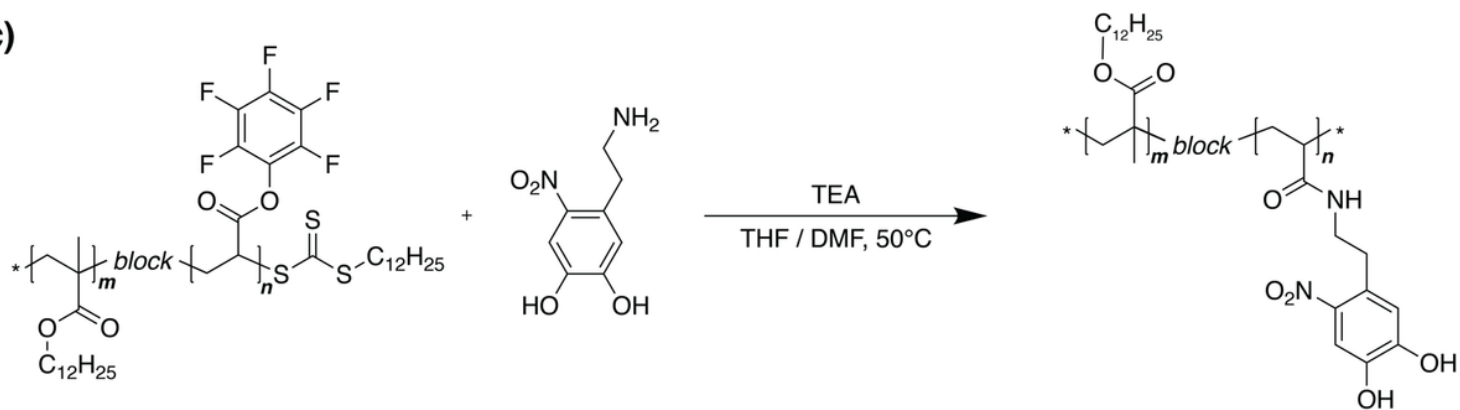
(a)



(b)

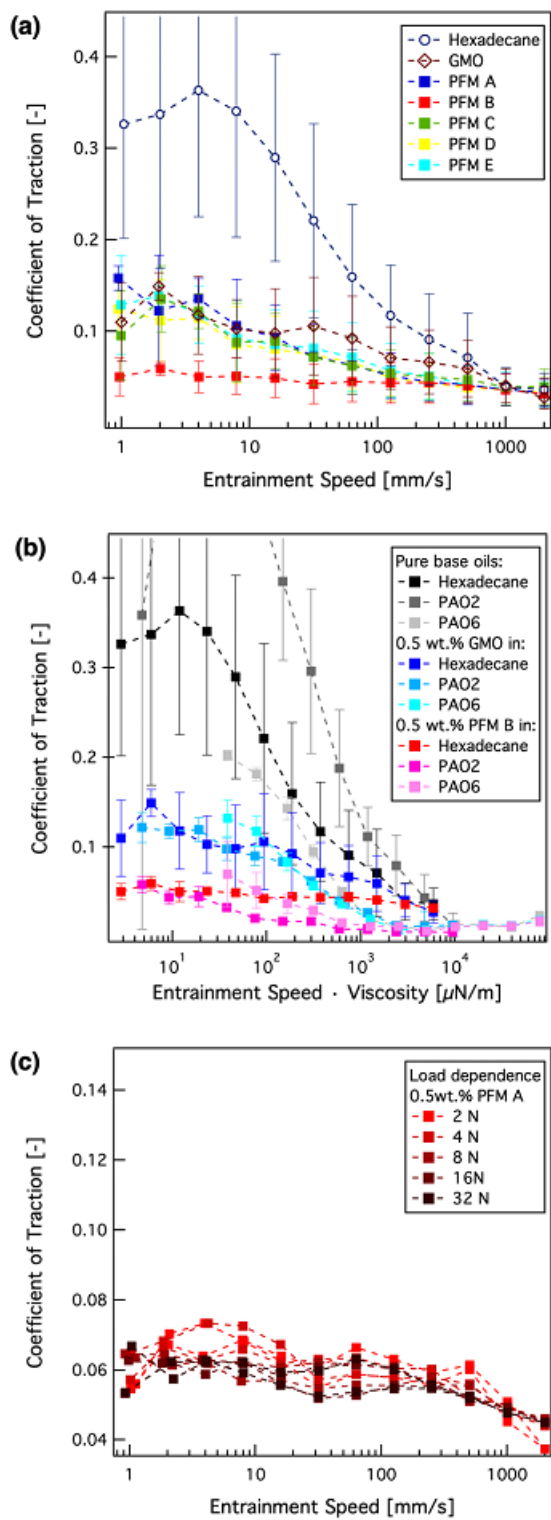


(c)



**Figure 2**

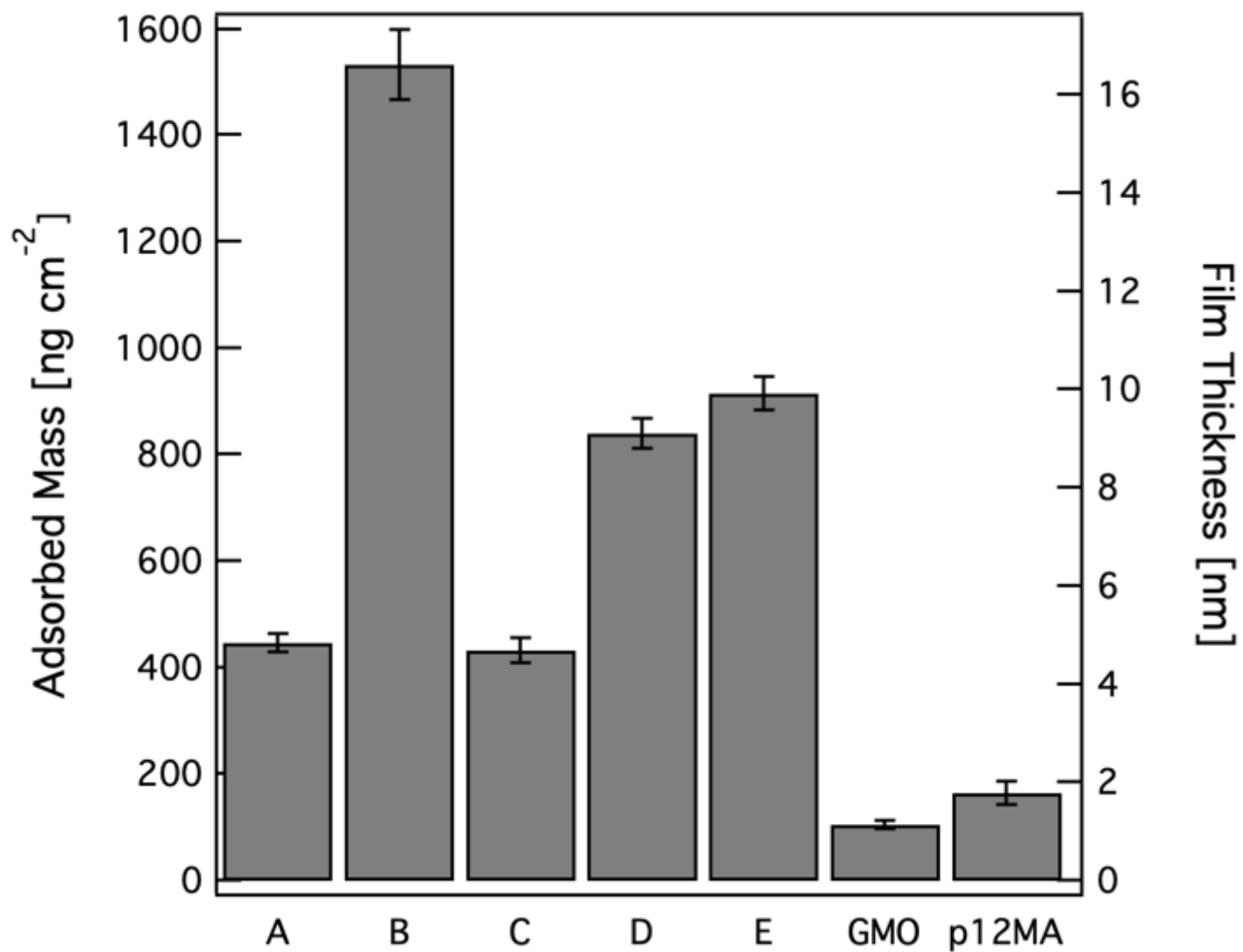
Synthesis route of the PLMA-b-PNDACrAm PFMs investigated. (a) Polymerization of the oleophilic block. (b) Functionalizable block-copolymer synthesis. (c) post-polymerization modification reaction.



**Figure 3**

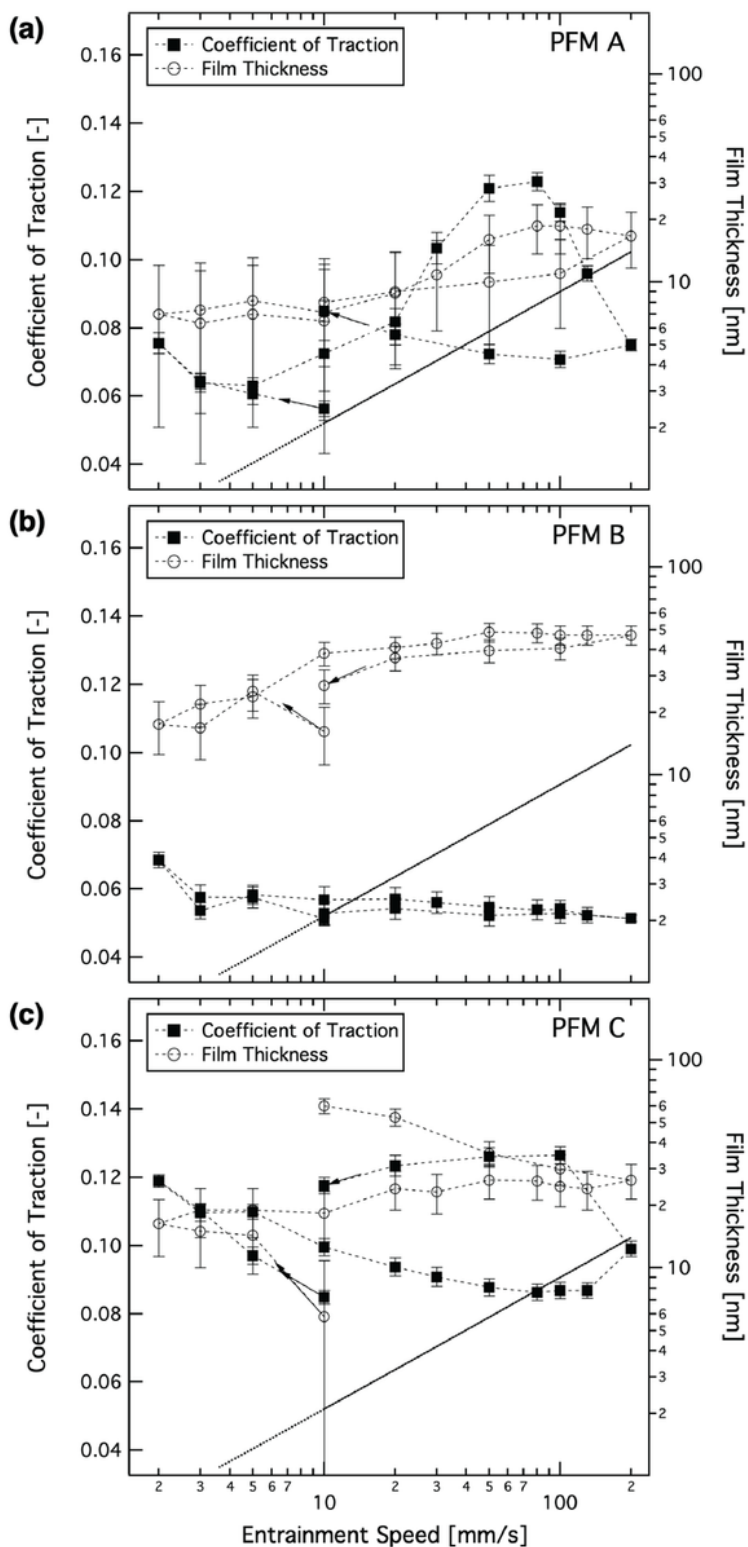
(a) MTM results for the investigated PFMs. (b) Performance assessment of PFM-B in different base oils at 30°C. (c) Load-dependent measurements with 0.5 wt.% PFM B in hexadecane.





**Figure 4**

Adsorbed masses and approximated thicknesses derived from QCM measurements



**Figure 5**

IRIS measurement results. The first and last measurement steps are indicated with arrows, and the dotted lines indicate the chronological evolution. (a) – (c): PFM A – C, respectively. The straight dotted line is the expected hydrodynamic film thickness of pure hexadecane (Moes-Venner [41])

## Supplementary Files

This is a list of supplementary files associated with this preprint. Click to download.

- [Table1.docx](#)
- [TAGPaperTowardsSIsubmitted.docx](#)