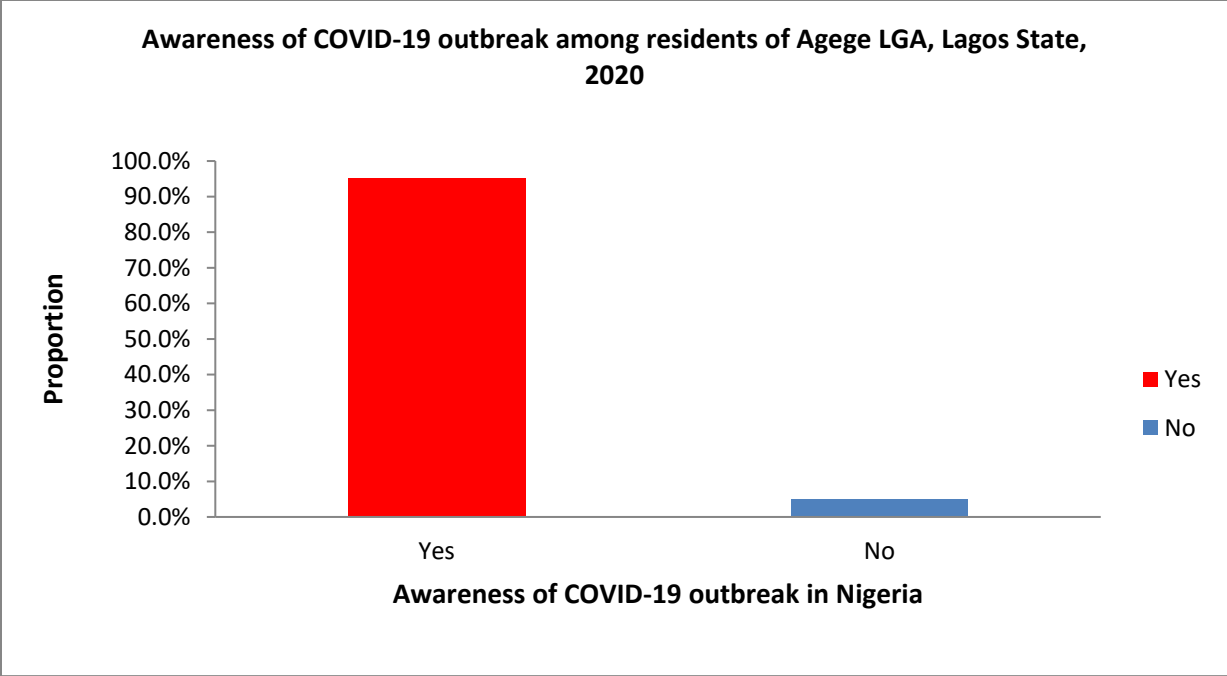


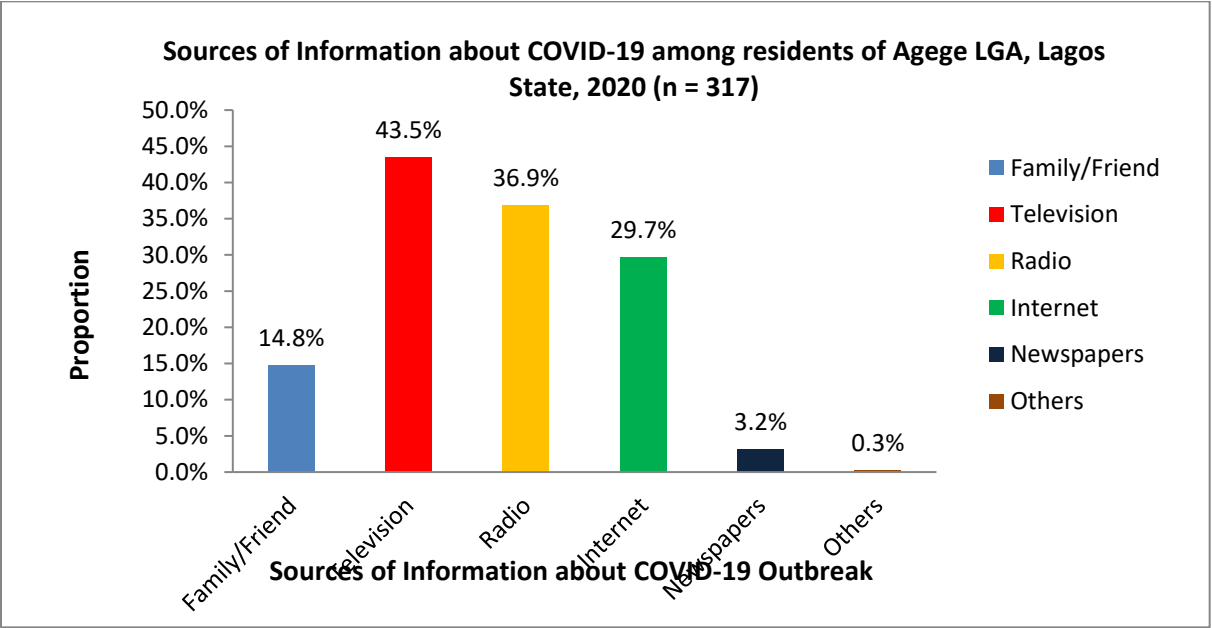
Supplementary Materials

Socio-demographic characteristics of the residents of Agege LGA, Lagos, 2020

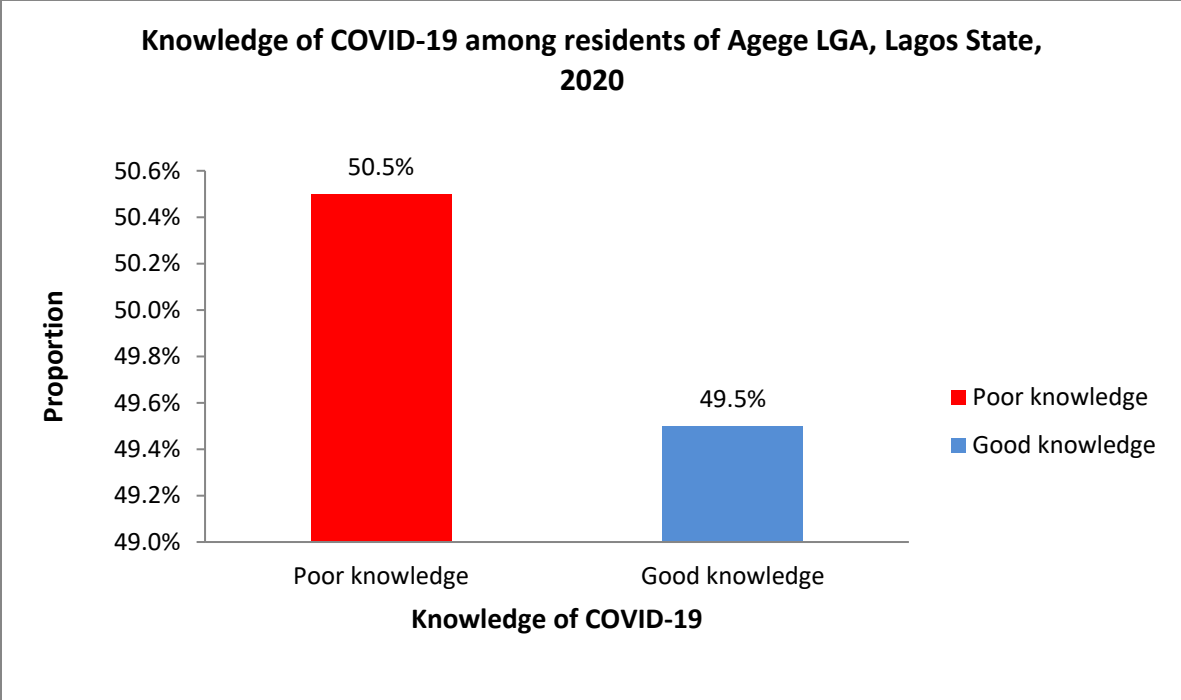
Socio-demographic variables	Frequency	Percentage
Age (in years)		
< 25	76	22.8
25-49	199	59.8
≥50	58	17.4
Sex		
Male	189	56.8
Female	144	43.2
Marital status		
Single	112	33.6
Married	172	51.7
Separated	25	7.5
Divorced	15	4.5
Widowed/Widower	9	2.7
Religion		
Christianity	188	56.5
Islam	116	34.8
Traditionalist	27	8.1
Others	2	0.6
Tribe		
Yoruba	177	53.2
Hausa/Fulani	39	11.7
Igbo	83	24.9
Others	34	10.2
Highest Education		
Informal	13	4.5
Primary	46	13.8
Secondary	162	48.6
Tertiary	112	33.6
Occupation		
Unemployed	71	21.3
Trading/Farming	124	37.3
Government employee	16	4.8
Private employee	95	28.5
Others	27	8.1
Average Monthly Income(n= 181)		
<30,000	66	36.5
≥30,000	115	63.5



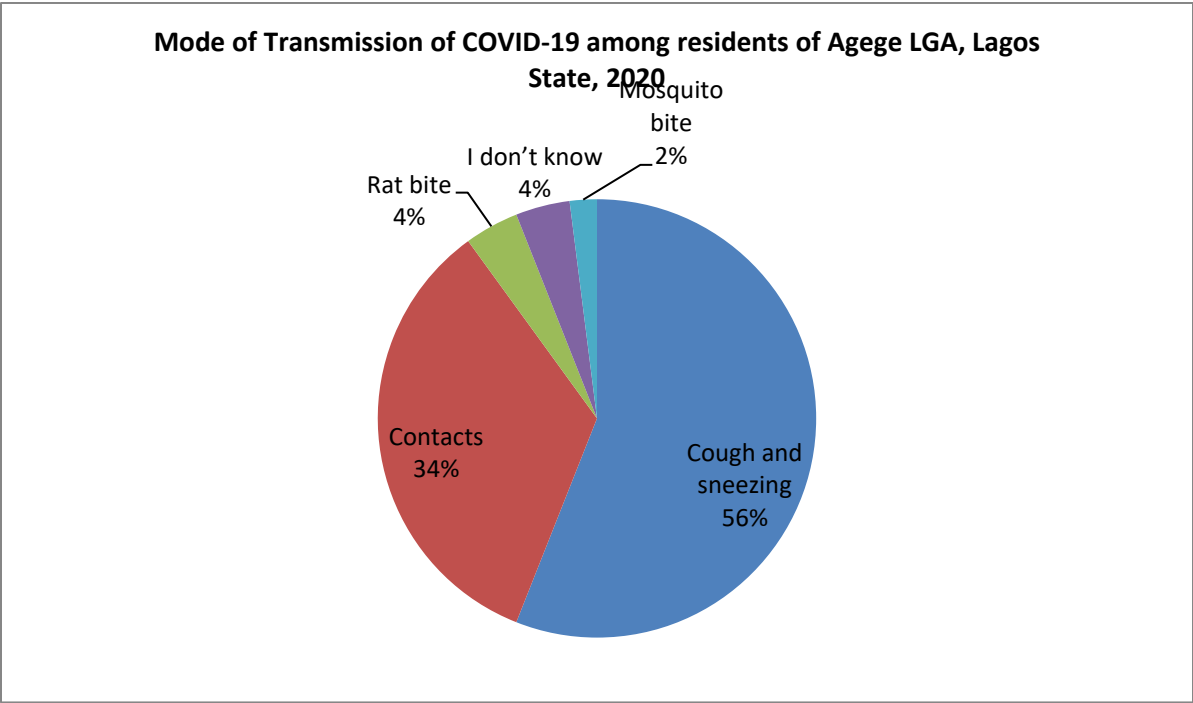
Awareness of COVID-19 Outbreak among residents of Agege LGA, Lagos State, 2020



Sources of information about COVID-19 among residents of Agege LGA, Lagos State, 2020



Knowledge of COVID-19 among residents of Agege LGA, Lagos State, 2020



Mode of Transmission of COVID-19 among residents of Agege LGA, Lagos State, 2020

Association between awareness, source of information, knowledge and perceived stigmatization of COVID-19 survivors among the respondents

Variables	Perceived Stigmatization (%)		P value
	Yes	No	
Awareness of COVID-19 outbreak			
Yes	155 (97.5)	162 (93.1)	0.056
No	4 (2.5)	12 (6.9)	
*Source of Information			
Friends/Families	21 (13.5)	26 (16.0)	0.050
Television	82 (52.9)	56 (34.6)	
Radio	53 (34.2)	64 (39.5)	
Internet	38 (24.5)	56 (34.6)	
Newspapers	6 (3.9)	4 (40.0)	
Knowledge of COVID-19			
Poor	87(54.7)	81 (46.6)	0.137
Good	72 (45.3)	93 (53.4)	

*** Multiple responses**