

Experimental Study on Rheological Disturbance Effect of Gas-Bearing Coal Rock

Bo Wang

North China Institute of Science and Technology

Zikang Huang (✉ 1041733596@qq.com)

North China Institute of Science and Technology <https://orcid.org/0000-0001-8146-228X>

Shiyu Hu

North China Institute of Science and Technology

Changliang Lu

North China Institute of Science and Technology

Peiji Yang

North China Institute of Science and Technology

Ling Wang

North China Institute of Science and Technology

Wanpeng Huang

Shandong University of Science and Technology

Research Article

Keywords: gas bearing coal rock, strength limit neighborhood, rheological deformation, different confining pressure, impact disturbance

Posted Date: April 19th, 2021

DOI: <https://doi.org/10.21203/rs.3.rs-397615/v1>

License:   This work is licensed under a Creative Commons Attribution 4.0 International License.

[Read Full License](#)

Abstract

In view of the dynamic phenomenon that coal and rock are susceptible to external impact disturbance in the mining process, combined with the rheological hypothesis mechanism of coal and gas outburst, the RLSS-II type triaxial loading creep test system of gas-containing coal and rock developed by ourselves is used to carry out the conventional triaxial rheological test of gas-containing coal and rock and the rheological disturbance effect test of gas-containing coal and rock under impact disturbance. The strength limit neighborhood of gas-containing coal and rock is determined, and the gas-containing coal and rock entering the strength limit neighborhood are subjected to different impact disturbances. The experimental results show that : (1) Under the confining pressure of 0MPa, 2.5MPa and 5MPa, the longitudinal deformation of gas-bearing coal and rock are 32mm, 27mm and 22mm, respectively, indicating that the deformation of coal and rock will be affected by confining pressure, and with the increase of confining pressure, the deformation will decrease. (2) In the test, the deformation of coal and rock in the late stage of uniform creep stage can be regarded as a strain threshold. Before this threshold, the strain of coal and rock is not obvious, and the deformation is only 1.1mm. After exceeding a threshold, the deformation of coal and rock is 9mm, and the deformation increases significantly. Then, it enters the accelerated creep stage quickly and finally damages. The vicinity of this threshold is called the strength limit neighborhood of coal and rock containing gas. (3) The gas-bearing coal and rock without entering the strength limit neighborhood and entering the strength limit neighborhood are changed by confining pressure and different impact disturbance respectively. It is found that whether in the strength limit neighborhood or outside the strength limit neighborhood, the confining pressure has an effect on the strain, but the influence is not large ; Under different impact disturbance, the deformation of coal and rock within and outside the strength limit neighborhood is 8mm and 0.4mm, respectively, and the deformation changes obviously, indicating that the impact disturbance has a great influence on the deformation of coal and rock within the strength limit neighborhood, and the coal and rock with large impact disturbance is destroyed before the coal and rock with small impact disturbance, indicating that the greater the impact disturbance, the shorter the time required for destruction.

1. Introduction

With the increase of mining depth of coal resources, the risk of coal and gas outburst increases, which poses a serious threat to the personal safety of underground staff. Relevant studies suggest that coal and gas outburst is a rheological process of coupling ground stress and pore gas after the coal containing gas is affected by mining^[1-2]. Moreover, the closer the load value is to the yield limit of coal containing gas, the greater the influence of external impact disturbance load on the rheological process is. Therefore, the study on the dynamic response of external impact load to the creep state of coal containing gas when the external load value is close to the yield limit of coal containing gas can enrich the rheological hypothesis of coal containing gas and further supplement the rheological mechanism of coal and gas outburst.

For a long time, many scholars have conducted extensive and in-depth research on rheological test, mechanical properties of coal and rock, mechanical model construction and rheological properties of coal and rock under various conditions. Professor Gao Yan^[3-7] first proposed the concepts of ' rock rheological disturbance effect ' and ' rock strength limit neighborhood ', and led the research group to carry out a series of rheological disturbance effects. Wu Lixin, Wang Jinzhuang^[8] explored the influence of coal rock internal damage on coal rock strength through coal rock rheological test, and determined the rheological coefficient of coal ; Wang et al.^[9] studied the loading and unloading tests of briquette under different gas pressures, and found that the influence of gas on the mechanical properties of coal samples decreased with the increase of confining pressure. Li Xiangchun^[10] studied the triaxial loading creep law of coal rock under low gas pressure, found that with the increase of gas pressure, the creep deformation of coal rock increased, and put forward the viewpoint of creep inflection point. Jiang and Yin^[11] carried out the gas seepage test of gas-bearing coal under unloading confining pressure by using the self-developed three-axis servo seepage test device of heat flow-solid coupling of gas-bearing coal, and obtained that the deformation of coal and rock was closely related to permeability and confining pressure. Lu Zhanjin and Li Shengzhou^[12] studied the permeability and volumetric strain of briquette specimens under different gas pressures by using the heat-fluid-solid coupling test system of gas-bearing coal. It is concluded that the peak strength of coal samples decreases with the increase of gas pressure. Yin and Qin^[13] explored the failure characteristics of gas-bearing coal rock under different stress paths through the permeability characteristics and acoustic emission tests of coal rock under conventional triaxial path and unloading confining pressure path. Li Zhiqiang, Xian Xuefu^[14] through the coal permeability test found that temperature and coal permeability is not a single linear relationship, but there is a turning point ; Jiang Changbao and Duan Kemin^[15] studied the loading and unloading variation law of gas-bearing raw coal under different water content conditions, and concluded that with the increase of water content, the deformation and failure degree of coal samples increased. Zhang Zunguo, Zhao Dan and so on^[16] studied the influence of moisture on isothermal adsorption characteristics and swelling deformation characteristics of coal. It is concluded that the existence of moisture can inhibit the adsorption swelling deformation of coal and the relationship between adsorption swelling deformation and adsorption amount of coal samples with different moisture content does not show a single rule. Changang Du^[17] studied the damage characteristics of various gases in the instantaneous pressure relief of briquette adsorption by using the self-developed instantaneous pressure relief test system of gas-bearing coal adsorption, and quantitatively characterized the adsorption swelling deformation and instantaneous pressure relief deformation of coal. The results show that under the same temperature and pressure conditions, the adsorption swelling deformation capacity of different gases is $\text{CO}_2 > \text{CH}_4 > \text{N}_2$, and the damage of coal tends to be obvious with the increase of pressure relief pressure. Zhao Bin^[18] obtained the creep curves of coal rock under different stress levels by graded loading triaxial creep test, and established the creep constitutive equation of coal rock under different stress levels. Xian Xuefu^[19-20] obtained the creep state equation of coal rock under the condition of gas containing considering the effect of coal seam gas, and constructed the mathematical analysis model of gas containing coal solid-gas coupling. He Feng^[21] established the criterion of coal rock creep rupture through theoretical analysis

and applied it to numerical simulation. Zhang Baoyong and Yu Yang^[22] established the multiple linear regression equation of the coupling effect of saturation and confining pressure on the duration of stress platform in coal containing gas hydrate, and tested the equation, and obtained high fitting degree. Gang Xu^[23] established a fluid-solid coupling model of coalbed methane by using elastic mechanics, fluid mechanics of porous media and effective stress principle based on the theory of coalbed methane migration under multi-physical field coupling, and simulated the gas seepage behavior under different initial pressure. Liu Kaide^[24] studied triaxial compression mechanical properties of gas-bearing raw coal under high stress. Most of the previous studies directly study the mechanical properties of raw coal without gas, or study the mechanical properties of coal and rock under water, temperature and other external conditions in the case of gas. However, there are few studies on the rheological properties of coal and rock containing gas under impact disturbance, especially those close to the yield limit.

In view of the shortcomings of the above research, this paper carries out the rheological disturbance effect test of gas-bearing coal rock under impact disturbance, and obtains the dynamic response of external impact load to gas-bearing coal rock in creep state when the external load value is close to the yield limit of gas-bearing coal rock. The research results can enrich the rheological dynamics theory of gas-bearing coal rock and provide theoretical basis for preventing coal and gas outburst.

2. Test Equipment And Test Scheme

2.1 Preparation and selection of specimens

The coal sample was selected as a standard cylinder specimen with a diameter of about 50 mm and a height of about 100 mm. Before the test, the size, density and acoustic wave of the coal sample were measured, and the specimens with similar measurement results were selected for the test. The installed coal sample is shown in Fig.1.

2.2 Test instruments

This test instrument mainly adopts RRTS-IV rock rheological disturbance effect test system and RLSS-2 coal rock rheological disturbance effect seepage test device.

(1) RRTS-IV rock rheological disturbance effect test system

It mainly includes the test host, loading device, pressure sensor, impact weight, data acquisition system, etc., as shown in Fig.2. The sensitivity of the data acquisition system is set to 1.8mV/mm.

(2) RLSS-2 coal-rock rheological disturbance effect seepage test device

It mainly includes coal sample holder, confining pressure loading system, stress-strain measurement extensometer, intake system, data acquisition and control system, etc., as shown in Fig.3. Among them, the coal sample holder can withstand the maximum confining pressure loading pressure is 20MPa, the maximum axial loading pressure is 35MPa, see Fig.4. The confining pressure loading system adopts

imported servo motor with programmable controller and intelligent display screen, which can accurately control the inlet, outlet, constant pressure and constant speed of the loading pump, and can automatically compensate the confining pressure. The compensation error is ± 0.01 MPa. The confining pressure loading interface is shown in Fig.5. The axial displacement range of stress-strain extensometer is 0~150mm.

2.3 Test scheme

Before the rheological disturbance effect test of gas-bearing coal sample under impact disturbance, the conventional rheological test of gas-bearing coal rock was carried out to determine the strength limit and rheological state of gas-bearing coal rock under confining pressure of 0MPa, 2.5MPa and 5MPa. Then the impact disturbance of gas-bearing coal rock entering the rheological state was carried out to analyze the rheological disturbance law of gas-bearing coal rock under rheological state. The specific test steps are as follows:

(1) The coal sample specimen *A-1-1* is installed in the pressure chamber. After the specimen was installed, the vacuum pump was used for vacuuming for 3h to eliminate the interference of other gases. After the vacuum is completed, the gas is injected into the specimen, and the gas and the coal sample specimen are placed for a period of time to achieve adsorption equilibrium. The specimens were subjected to axial compression, and the specimens were subjected to axial compression 3MPa, 6MPa, 9MPa... until the specimen is completely destroyed. Repeat the above test steps for specimens *A-1-2* and *A-1-3*.

(2) The specimen *A-2-1~A-3-3* is also vacuumed, after the vacuum is completed, the same content of gas is injected into the specimen, and the gas and coal samples are placed for a period of time to achieve adsorption equilibrium. Then the confining pressure loading system was used to apply the confining pressure of 2.5MPa to the specimen *A-2-1~A-2-3*, and the confining pressure of 5MPa to the specimen *A-3-1~A-3-3*, and the test steps in (1) were repeated. The strength limit and rheological state of gas-bearing coal and rock under different confining pressures were determined by the above three groups of specimens, and this was used as the classification standard of impact disturbance load.

(3) Repeat the test steps of (2) for specimen *B-1*. After the axial compression is applied to the preset value until the rheological stability, the impact disturbance is carried out. The impact weight is 1 kg, the impact height is 10 cm, and the impact is once every 3 minutes, a total of 10 times ; After the impact is completed, wait for 10 minutes for the impact disturbance of the next load, and then load to the final load level until the specimen is completely destroyed.

(4) Repeat the test steps of (3) for specimen *B-2* and *B-3*, adjust the weight of impact weight to 2kg, 3kg and impact height to 20cm, 30cm, until the specimen is completely destroyed. The stress-strain data of each specimen were recorded throughout the test. Fig.6 is part of the coal rock specimen that is damaged.

3. Test Equipment And Test Scheme

3.1 Rheological test results and analysis of coal rock containing gas under different confining pressures

The rheological tests of coal and rock containing gas under different confining pressures were carried out on three groups of specimens A-1/A-3, and the failure load and strength limit of specimens under different confining pressures were obtained. The relevant data are shown in Table.1.

Table 1

Rheological test results and analysis of coal rock containing gas under different confining pressures

Specimen number	Diameter /mm	Height /mm	Confining pressure /MPa	Failure load /kN	Strength limit /MPa
A-1-1	50.02	100.03	0	30.14	15.06
A-1-2	50.06	99.97	0	29.72	15.1
A-1-3	49.99	100.1	0	30.01	15.29
A-2-1	50.08	100.1	2.5	40.81	20.72
A-2-2	50.02	100.2	2.5	41.05	20.89
A-2-3	50.05	99.98	2.5	40.61	20.64
A-3-1	49.96	100.5	5	49.24	25.12
A-3-2	50.04	100.06	5	49.60	25.22
A-3-3	50.03	100.12	5	49.26	25.06

It can be seen from Table.1 that when the confining pressure is fixed, the test results of each group of coal and rock specimens are basically the same. Therefore, the test data of specimens A-1-2, A-2-1 and A-3-2 are selected as the reference data for subsequent tests. The full-range graded loading rheological curves of these three coal and rock specimens are shown in Figs.7–9.

It can be seen from the analysis in Fig.7 that in the whole loading process, the longitudinal deformation of the coal-rock specimen is about 32mm, and the transverse deformation is about 22mm. The longitudinal deformation of the coal-rock specimen is significantly different from the transverse deformation. From the point of view of strain under all levels of load, in the early rheological stage, when the first stage load (about 3MPa) is applied, there is a small deformation stage similar to the straight line. With the increase of time, the deformation of the specimen is also increasing, and finally tends to be stable. The longitudinal deformation of coal and rock under the first stage load is about 4.3mm, and the transverse deformation is about 2.6mm. When the second load (about 6MPa) is applied, it is obvious that

the curve will show the characteristics of leap change when the load is just applied, and then the strain will tend to be stable with the increase of time. The longitudinal deformation of coal and rock under this first load is about 2.5mm, and the transverse deformation is about 2.7mm; The deformation of coal and rock under the third stage load (about 9MPa) is similar to that under the second stage load. The longitudinal deformation of coal and rock under this stage load is about 2.8mm, and the transverse deformation is about 2.3 mm. When applied to the fourth load (about 12MPa), the rheological curve has a trend of elevation, the longitudinal deformation of the specimen under the first load is about 7mm, the transverse deformation is about 5mm, the deformation is significantly higher than that under the second and third load levels. When applied to the fifth load, the deformation of coal rock specimen increases sharply until the specimen is destroyed. For the above changes, the author makes the following explanation: in the initial creep stage, the coal-rock specimen is in the range of elastic deformation, and the deformation increases linearly. Then, with the increase of time, the coal-rock specimen gradually enters the uniform creep stage from the initial creep stage, and the coal-rock specimen is mainly plastic deformation in this stage. Therefore, with the increase of time, the deformation tends to be flat. Due to the sudden increase of external load on the coal-rock specimen in the uniform creep stage, the deformation will suddenly increase, showing a sudden leap in the curve. However, since it does not exceed the plastic limit of the coal-rock specimen itself, the deformation will become stable over time. When the fourth stage load is applied, the applied load is more and more close to the plastic limit of the coal rock specimen itself, so the deformation will have a significant upward trend, but there is still no big change in the curve. When the fifth-order load is applied, the load has exceeded the plastic limit of the coal rock specimen itself. The deformation of the coal rock specimen increases rapidly in a short period of time until it is destroyed. The curve shows an obvious acceleration increase. This stage is the accelerated creep stage.

Comparing Fig.7 to Fig.9, it can be found that the variation characteristics of coal and rock under different confining pressures have the above variation characteristics, but the final deformation of each specimen under different confining pressures is obviously different : the final longitudinal deformation of coal and rock specimen under confining pressure 0MPa is about 32mm, and the transverse deformation is about 21mm; The final longitudinal deformation of coal-rock specimen under confining pressure of 2.5MPa is about 27mm, and the lateral deformation is about 15mm. The final longitudinal deformation of coal-rock specimen under confining pressure of 5MPa is about 22mm, and the lateral deformation is about 12mm. From the above changes, it can be concluded that with the increase of confining pressure, the total deformation of coal rock specimens will be reduced. For this change, the author believes that when the axial compression is applied to the specimen, due to the existence of confining pressure, the internal pores of coal rock specimens will be gradually compressed, the gas between pores will be gradually reduced, and the pore pressure will be reduced. According to the principle of effective stress:

$$\sigma' = \sigma - \mu$$

σ' — Effective stress

σ — Total stress

μ — Pore pressure

It can be seen that when the total stress (σ) is constant, with the increase of confining pressure, the internal pores of the coal-rock specimen are gradually compacted, and the gas in the internal free state is gradually reduced. Since the pore pressure is mainly generated by the free gas, the pore pressure (μ) is gradually reduced, and the effective stress (σ') in the specimen is gradually increased. The bearing capacity of the coal-rock specimen will gradually increase, and the deformation ability to resist the external load will naturally increase, showing that the deformation of the coal rock decreases with the increase of confining pressure.

3.2 Test results and analysis of gas - bearing coal rock under step loading

The above analysis shows that the longitudinal deformation is more obvious than the transverse deformation, so the following analysis adopts longitudinal deformation. Table 2 is the loading deformation of specimen A-3-2 under confining pressure 5MPa. Fig.10 is the longitudinal deformation of coal rock under confining pressure 5MPa.

Table 2

The deformation of specimen A-3-2 under different levels of confining pressure 5MPa

Load grade /MPa	Longitudinal initial strain	Longitudinal end strain	Amount of deformation /mm
5	0	0.023	2.3
10	0.044	0.048	0.4
15	0.064	0.071	0.7
20	0.08	0.11	3
25	0.13	0.22	9

Combined with Fig.10 and table 2, it is obvious that under the confining pressure of 5MPa, the coal rock under the axial compression of 5MPa, 10MPa, 15MPa and 20MPa is in the uniform creep stage for most of the time. Under the axial compression of 5MPa, the coal rock has entered the uniform creep stage from the initial creep stage. Under the axial compression of 10MPa and 15MPa, the coal rock is in the early and middle stage of uniform creep stage, the deformation of the specimen is not obvious, the total deformation is only 1.1mm. When the axial pressure is loaded to 20MPa, it is temporarily called that the coal rock is in the late stage of uniform creep. The deformation of coal rock during this period is more obvious than that of the early and middle stages of uniform creep. The deformation is 3mm. The rheological curve has a tendency to rise with time, but the deformation rate is still relatively flat. When the axial pressure was loaded to 25MPa, the coal rock entered the accelerated creep stage. During this period,

the deformation rate of the specimen increased, and the specimen was quickly destroyed. The rheological curve was significantly increased, and the deformation reached 9mm during this period, which was significantly greater than that in the later stage of uniform creep.

From the above analysis, it can be concluded that the deformation of coal rock specimens in the late stage of uniform creep has a significant upward trend, and the strain is significantly higher than that in the early and middle stages of uniform creep, but the total deformation remains unchanged. The deformation of coal rock in the accelerated creep stage is significantly higher than that in the later stage of uniform creep, and the deformation is significantly increased. In this regard, we can regard the deformation of coal and rock in the late stage of uniform creep as a strain threshold. When it is lower than this threshold, coal and rock will not undergo large deformation, and once it is higher than this threshold, coal and rock will undergo obvious deformation and damage quickly. The vicinity of this threshold is called the strength limit neighborhood of gas-bearing coal rock.

3.3 Experimental results and analysis of rheological disturbance effect of gas-bearing coal rock under impact disturbance

Fig.11 shows the stress-strain curves of coal and rock containing gas under different confining pressures and the same impact disturbance (impact weight $M=1\text{kg}$, impact height $h=10\text{cm}$). It can be seen that with the increase of stress, the strain growth gradually bends downward, and then tends to be stable, and the three lines gradually change from dense to sparse, but the three curves do not have a large span in the whole process, which indicates that although the rheological state of coal and rock containing gas under the impact disturbance is affected by the confining pressure, the change of confining pressure does not have a great influence on the deformation of coal and rock. Fig.12 shows the rheological curve of gas-bearing coal rock at the late stage of uniform creep stage. It is obvious that the strain increases with time from the trend of the curve. The author believes that the coal rock specimen enters the strength limit neighborhood described in 2.2 in this period. Once the coal rock enters the strength limit neighborhood, it will soon enter the accelerated creep stage and change greatly until the specimen is destroyed. The deformation difference of # three curves is about 1 mm, indicating that confining pressure has an impact on the rheology of gas-bearing coal rock, but the impact is not large.

Fig.13 is the stress-strain curves of gas-bearing coal and rock obtained by different impact disturbance under confining pressure 5MPa. It can be seen that the three curves also gradually move from dense to sparse, but compared with the rheological curves of gas-bearing coal and rock under the same confining pressure, the span of the three curves is larger. When the same deformation occurs, the greater the impact pressure, the smaller the required stress. At the same stress level, the greater the impact disturbance, the greater the deformation. This shows that the impact disturbance has a great influence on the rheology of coal and rock containing gas, and the greater the disturbance amplitude is, the greater the influence on the rheology of coal and rock containing gas is. The rheological curves of gas-bearing coal and rock in the early and late stage of uniform creep stage are given in Fig.14 and Fig.15 respectively. It can be found that under axial compression of 10MPa, the deformation trend of the three curves in the

early stage of uniform creep stage is basically synchronous. Under the action of impact disturbance, the strain of the three curves increases, but the strain rate decreases gradually. At this time, the coal and rock has not entered the neighborhood of strength limit, and the impact disturbance has little effect on the deformation of coal and rock. However, when the axial pressure is 25MPa, the coal rock enters into the late stage of uniform creep stage and enters into the neighborhood of the strength limit. The two coal rock specimens subjected to large impact disturbance have entered into the neighborhood of the strength limit in advance and have been damaged, and the strain reaches the maximum and remains near the deformation of the damage. Therefore, there are two flat linear characteristics on the curve. The coal rock specimens subjected to small impact disturbance are in the neighborhood of the strength limit, and the strain has been accelerating, showing a concave feature on the curve. In addition, the deformation gap of the three coal rock specimens is about 0.4mm under the axial compression of 10MPa, and the deformation gap of the coal rock specimens is about 8mm under the axial compression of 25MPa. It can be seen that the impact disturbance on the coal rock containing gas in the strength limit neighborhood is far greater than the influence outside the strength limit neighborhood.

For the above experimental results, the author believes that at the initial stage of loading, under the combined action of external load and gas, the internal gas and coal rock are in a stable solid-gas equilibrium state. Due to the adsorption and free state of gas in coal rock, the gas in the free state generates pore pressure on the surface of coal rock fracture. At this time, the effective stress in coal rock is small. When the external impact disturbance is applied, the coal rock skeleton, gas adsorption force and pore pressure jointly resist the external impact load, and the resistance is strong. Therefore, the deformation of coal rock does not change greatly. At this time, the coal rock has not entered the strength limit neighborhood described in 2.2. When loading to 25MPa, the effective stress inside the coal rock increases, and the pore pressure no longer resists deformation, but accelerates the crack propagation inside the coal rock. At the same time, due to the increase of external load, the pores inside the coal rock are gradually compressed, and the adsorbed gas is gradually reduced. At this time, only the coal rock skeleton and a small part of the adsorbed gas resist deformation, and the coal rock skeleton, the adsorbed gas and the free gas are in a very unstable fragile equilibrium state. When the impact disturbance is applied to it, the impact disturbance will accelerate the expansion of the internal cracks in the coal rock and produce a large number of new cracks in a short time. At the same time, the unstable fragile equilibrium state is broken instantly. The coal rock specimen reaches the yield limit in a short time and is destroyed. At this time, the coal rock specimen has entered the strength limit neighborhood described in 2.2. At the same time, it can be seen from the experimental results obtained in Fig.15 that the larger the external impact disturbance is, the faster the propagation speed of internal cracks in coal rock will be, and the time required for failure time will be reduced.

4. Conclusion

Under three different confining pressures of 0MPa, 2.5MPa and 5MPa, the longitudinal deformation of gas-bearing coal and rock are 32mm, 27mm and 22mm, respectively. The deformation decreases with the increase of confining pressure. Due to the existence of external load and confining pressure, the internal

pores of coal and rock are gradually compressed, and the cracks between the coal and rock skeleton are gradually compacted. With the increase of confining pressure, the internal pore pressure of coal and rock is gradually reduced due to the decrease of free gas, and the effective stress is gradually increased. The ability to resist external deformation is increasing, and the deformation is reduced.

The step-by-step loading test of gas-bearing coal and rock under different load levels was carried out. It was found that the rheological curve of gas-bearing coal and rock in the late stage of uniform creep had a tendency to rise, and the deformation of coal and rock in this period was 3mm, which was significantly greater than the total deformation of 1.1mm in the early and middle stages of uniform creep, but it was also significantly less than that of 9mm in the accelerated creep stage. The deformation of coal rock in the later stage of uniform creep is regarded as a strain threshold, which is called the strength limit neighborhood of coal rock containing gas. Determining the strength limit neighborhood of coal and rock can provide important theoretical value for coal and gas outburst, and has effective practical guiding significance for preventing coal and gas outburst in practical engineering.

It is found that the deformation of gas-bearing coal and rock within and outside the strength limit is 8mm and 0.4mm, respectively, and the difference is 20 times. It shows that when the gas-bearing coal and rock enters the strength limit neighborhood, the external shock disturbance accelerates the expansion of the internal cracks of the gas-bearing coal and rock, and the expansion of the internal cracks will break the original dynamic equilibrium state of the coal and rock in a short time, resulting in large deformation of the coal and rock, and then the ultimate failure. And for the coal rock in the neighborhood of the strength limit, the greater the amplitude of the impact disturbance, the faster the crack propagation in the coal rock, and the shorter the time required for failure. This conclusion provides important practical guidance for preventing coal and gas outburst.

5. Declarations

Competing interests

The authors declare that there is no conflict of interests regarding the publication of this article.

Acknowledgements

The authors appreciate the financial support of the National Natural Science Foundation of China (Grant No.51774195) and Natural Science Foundation of Hebei Province (Grant No.E2019508088).

6. References

1. Zhou, Shining, He Xueqiu. Rheological hypothesis of coal and gas outburst mechanism [J]. Journal of China University of mining and technology, 1990 (02): 4–11
2. He Xueqiu (1995) Rheological dynamics of coal and rock containing gas [M]. China University of mining and Technology Press, Xuzhou

3. Yanfa GAO, Qingzhong FAN, Xihai CUI et al. Experimental study on rock the perturbation effect of rock rheology [M]. Beijing Science Press, 2007
4. Gao Y,Xiao Huaqiang,Wang Bo,et al.Rheological test of sandstone with perturbation effect and its constitutive relationship study[J]. Chinese Journal of Rock Mechanics and Engineering,2008,27(1): 3180–3185
5. Cui Xihai,Fu Zhiliang (2006) Experimental study on rheology properties and long-term strength of rocks [J]. Chinese Journal of rock Me-chanics Engineering 25(5):1021–1024
6. Qingzhong F,Gao Yanfa.Experimental study on creep properties of rocks under stepwise loading [J]. Chinese Journal of Geotechnical Engineering,2005,27(11):1273– 1276
7. Wang B,Gao Yanfa,Wang Jun,et al.Evolution law analysis on sur-rounding rock stress field by rheology disturbed effects [J].Journal of China Coal Society,2010,35(9):1446–1450
8. Lixin Wu, Wang Jinzhuang. Preliminary study on rheological properties and microscopic influence of coal and rock[J].Journal of rock mechanics and engineering,1996(04):25–29
9. Wang Jiachen S, Taisheng Z (2011) Hongbao. Experimental study on influence of gas on mechanical properties of coal outburst[J]. Journal of mining safety engineering 28(03):391–394 + 400
10. Li Xiangchun, Z Liang,Li (2018) Zhongbei, et al. Creep law and model of coal and rock under triaxial loading under different gas pressure[j]. Journal of Coal Studies 43(02):473–482
11. Jiang Changbao Y, Guangzhi H, Qixiang et al. Unloading confining pressure deformation characteristics of gas-bearing coal and gas seepage test[J].Journal of Coal Industry,2011,36(05):802–807
12. Lu Zhanjin L (2020) Shengzhou. Experimental study on permeability strain characteristics of gas bearing coal [J]. Coal mine safety 51(06):1–4
13. Wan K, Hu Q (2013) Huang Gun. Experimental study on seepage and acoustic emission characteristics of gas-bearing coal under different stress paths[j]. Journal of rock mechanics engineering 32(07):1315–1320
14. Li, Zhiqiang (2009) Xian Xuefu, long Qingming. Experimental study on coal permeability under different temperature stress conditions[j]. Journal of China University of Mining technology 38(04):523–527
15. Jiang Changbao D, Minke Y, Guangzhi et al (2016) Experimental study on loading and unloading of gassy raw coal under different water-cut conditions[j]. Journal of Coal Studies 41(09):2230–2237
16. Zhang Zunguo Z, Dan C Yi. Isothermal adsorption characteristics and swelling deformation characteristics of soft coal under different moisture content conditions [J / OL]. Acta coal Sinica: 1–8 [2020-11-14]. <https://doi.org/10.13225/j.cnki.jccs.2019.1318>
17. Du C, Sun L, Guo Y et al. Experimental Study on the Coal Damage Characteristics of Adsorption-Instantaneous Pressure Relief in Coal Containing Gases with Different Adsorption Characteristics. 2019,9(23)

18. Zhao Bin W, Zhiyin Wu Jinpeng. Creep and failure characteristics of coal and rock under different stress levels[j].Proceedings of the China University of Petroleum: Natural Science,2013,37(4):140–144
19. Xian Xuefu L, Xiaohong, Jiang Deyi, etc. Study on time prediction of creep instability of exposed surface of gas seam[j]. Geomechanics,2005(06):841–844
20. Shugang C, Xuefu X. Rheological mechanical analysis of solid-gas coupling in coal[j].Journal of China University of Mining and technology, 2001(04):42–45
21. He Feng W, Laigui, Zhao Na, etc. Criteria and application of creep fracture of coal[j].Journal of coal,2011,36(1):39–42
22. Zhang Baoyong Yu, Yang G, Xia et al. Experimental study on stress-strain characteristics of coal containing gas hydrate under unloading confining pressure [J / OL]. Acta coal Sinica: 1–12 [2020-11-14]. <https://doi.org/10.13225/j.cnki.jccs.2020.0863>
23. Gang Xu M, Hao, Hongwei Jin. Study on Fluid-solid Coupling Mathematical Models and Numerical Simulation of Coal Containing Gas. 2018, 113(1)
24. Liu Kaide. Study on mechanical properties of gas-bearing raw coal under high-stress triaxial compression[J].Journal of rock mechanics and engineering,2017,36(02):380–393

Figures




Figure 1

Coal rock specimens installed



(a)



(b)



(c)

Figure 2

(a) Testing host machine (b) Data acquisition system (c) Impact weights



Figure 3

RLSS-2 seepage test device for coal-rock rheological disturbance effect

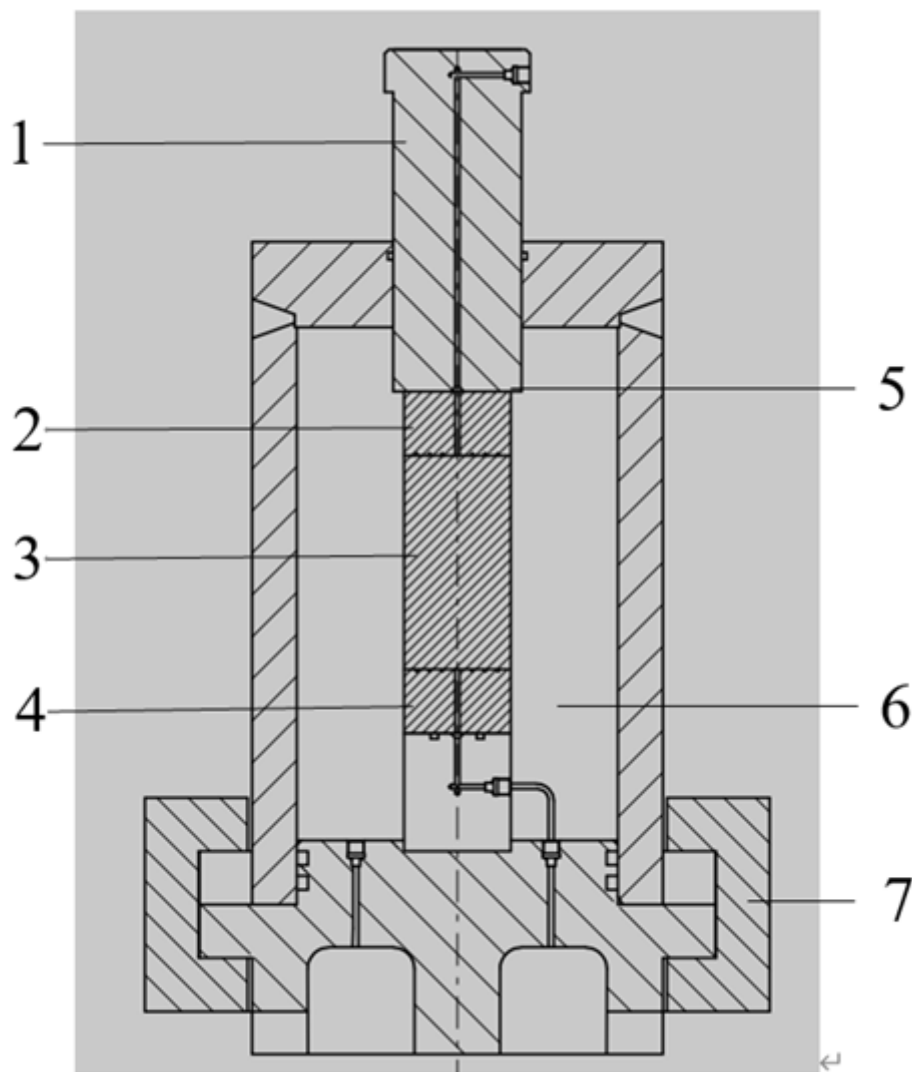


Figure 4

Coal sample holder

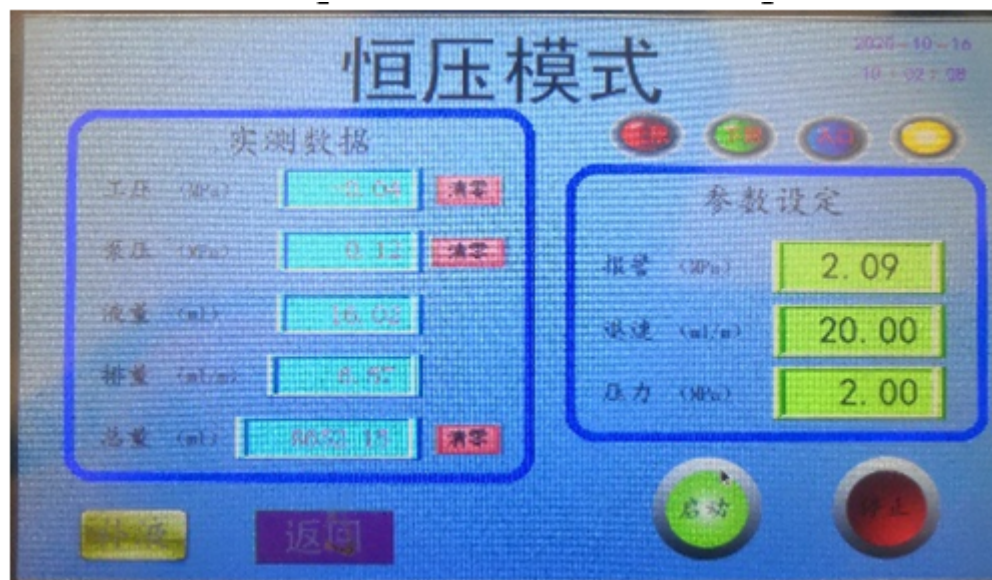


Figure 5

Confining pressure loading interface



Figure 6

Partial coal-rock specimens damaged occurs

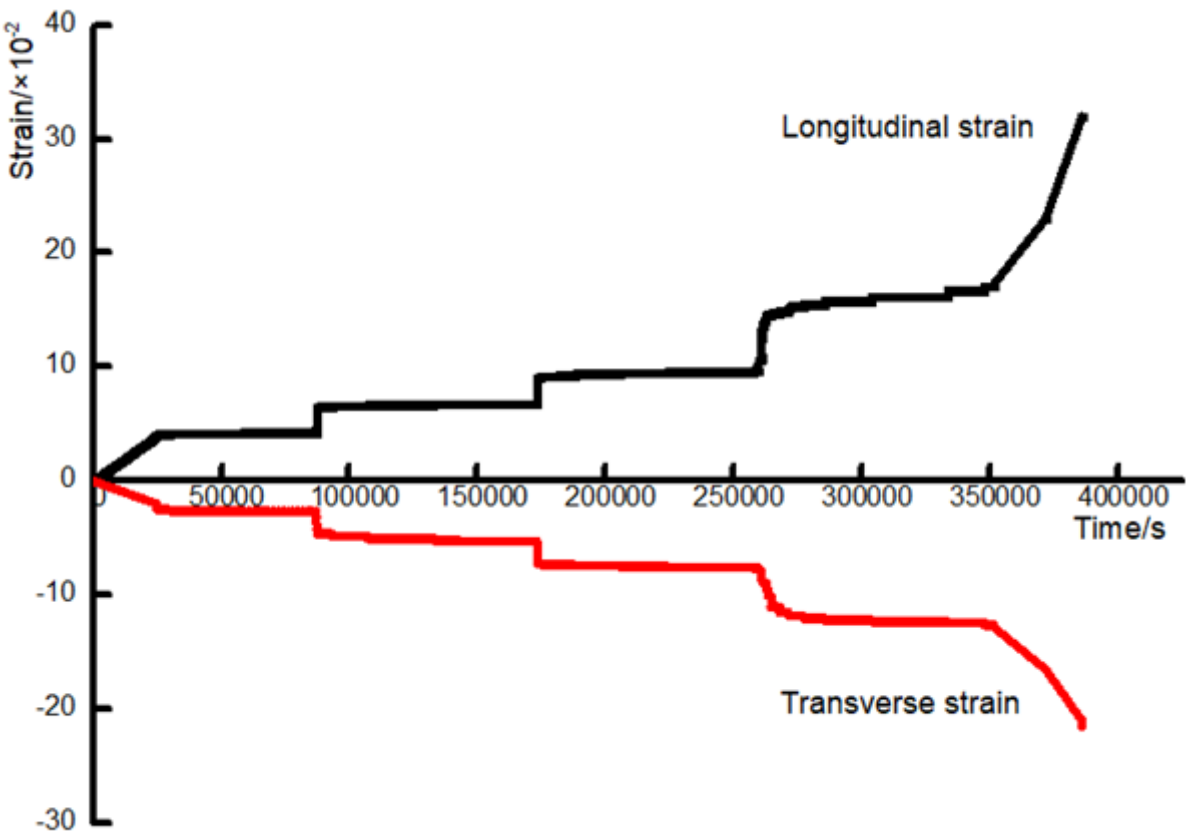


Figure 7

Rheological curves of specimen A-1-2 under full loading (confining pressure 0MPa)

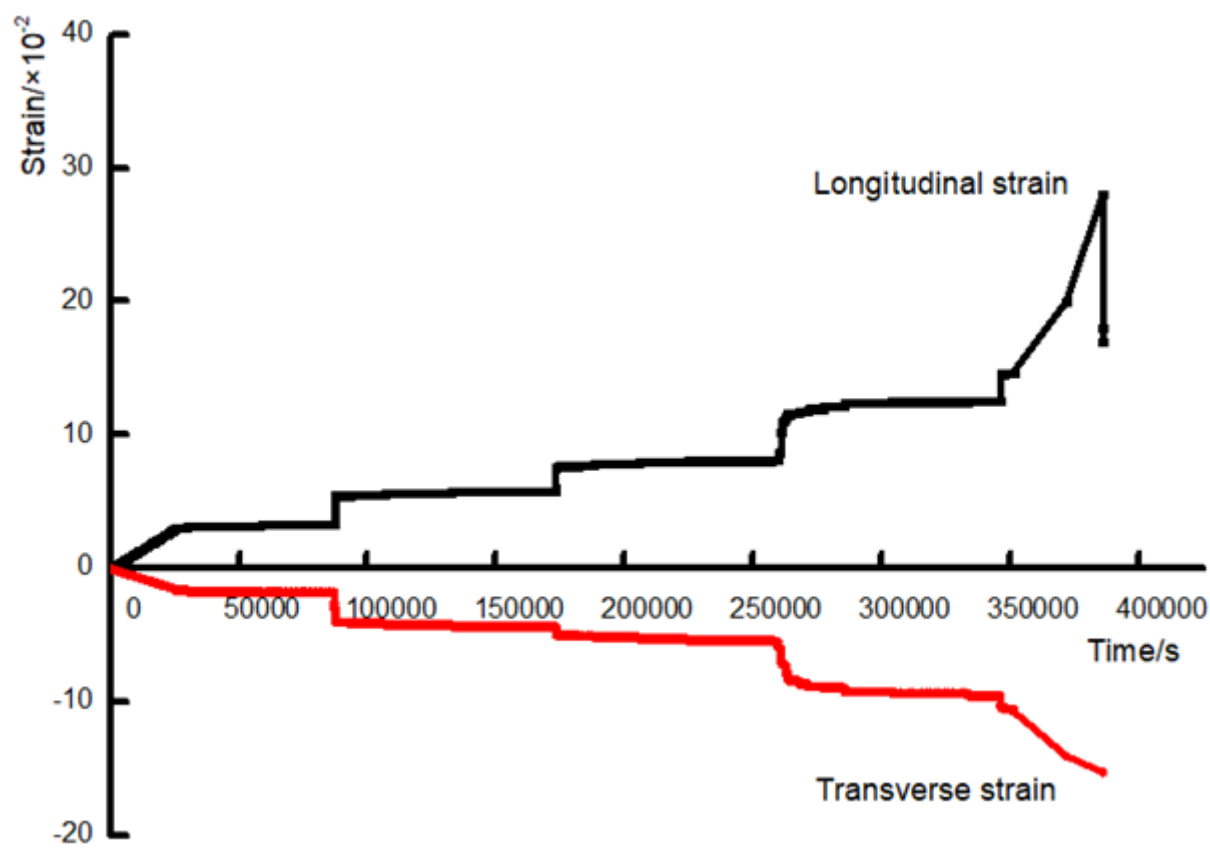


Figure 8

Rheological curve of specimen A-2-1 under full grade loading (confining pressure 2.5MPa)

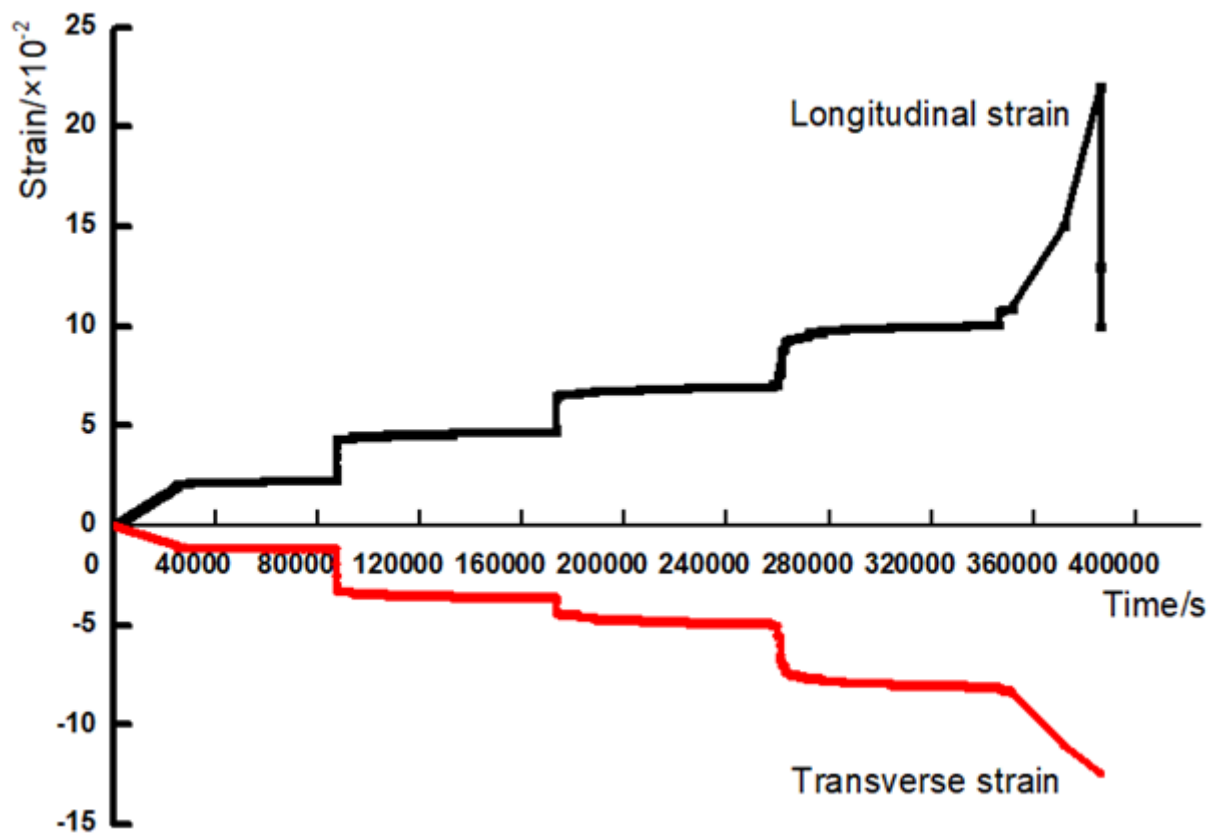


Figure 9

Rheological curve of specimen A-3-2 under full grade loading (confining pressure 5MPa)

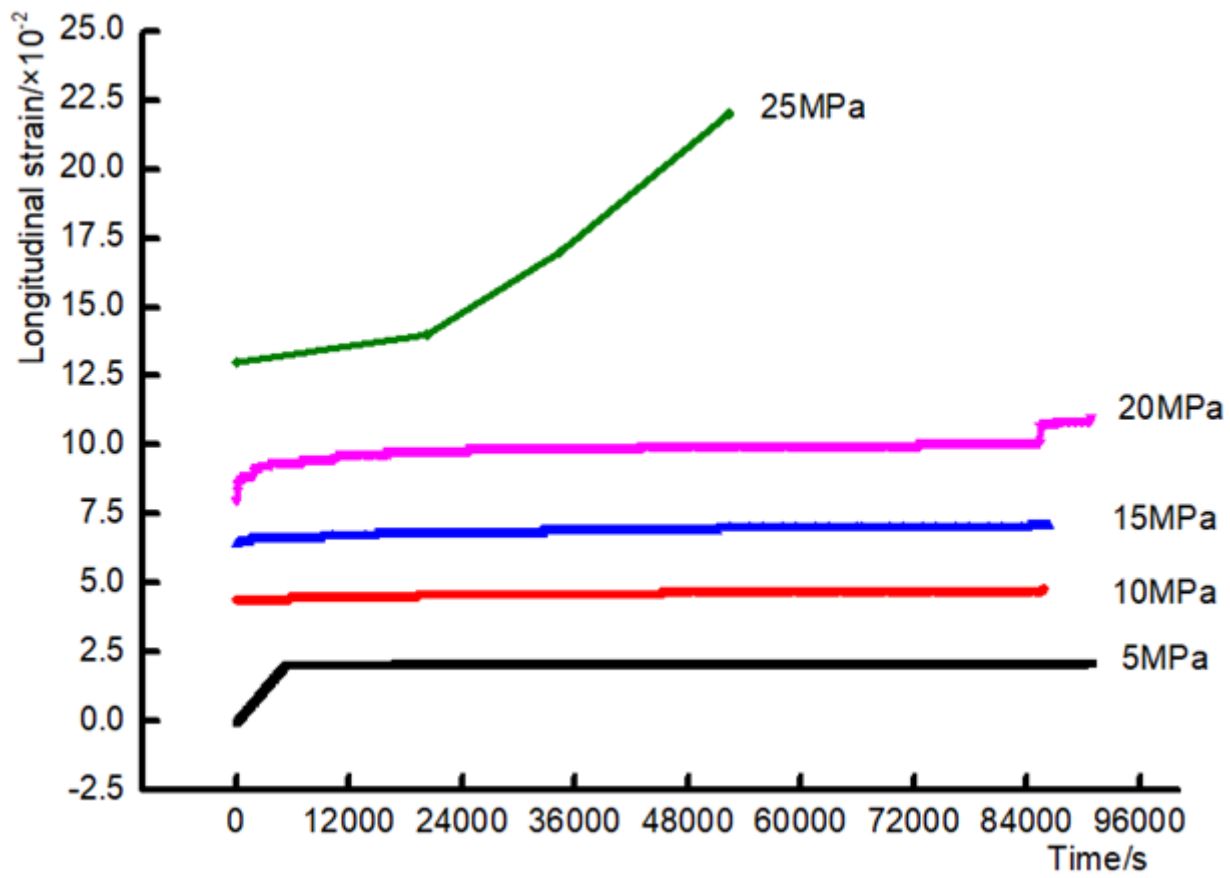


Figure 10

Rheological curves of coal and rock specimens under different loading levels under confining pressure of 5MPa (specimen A-3-2)

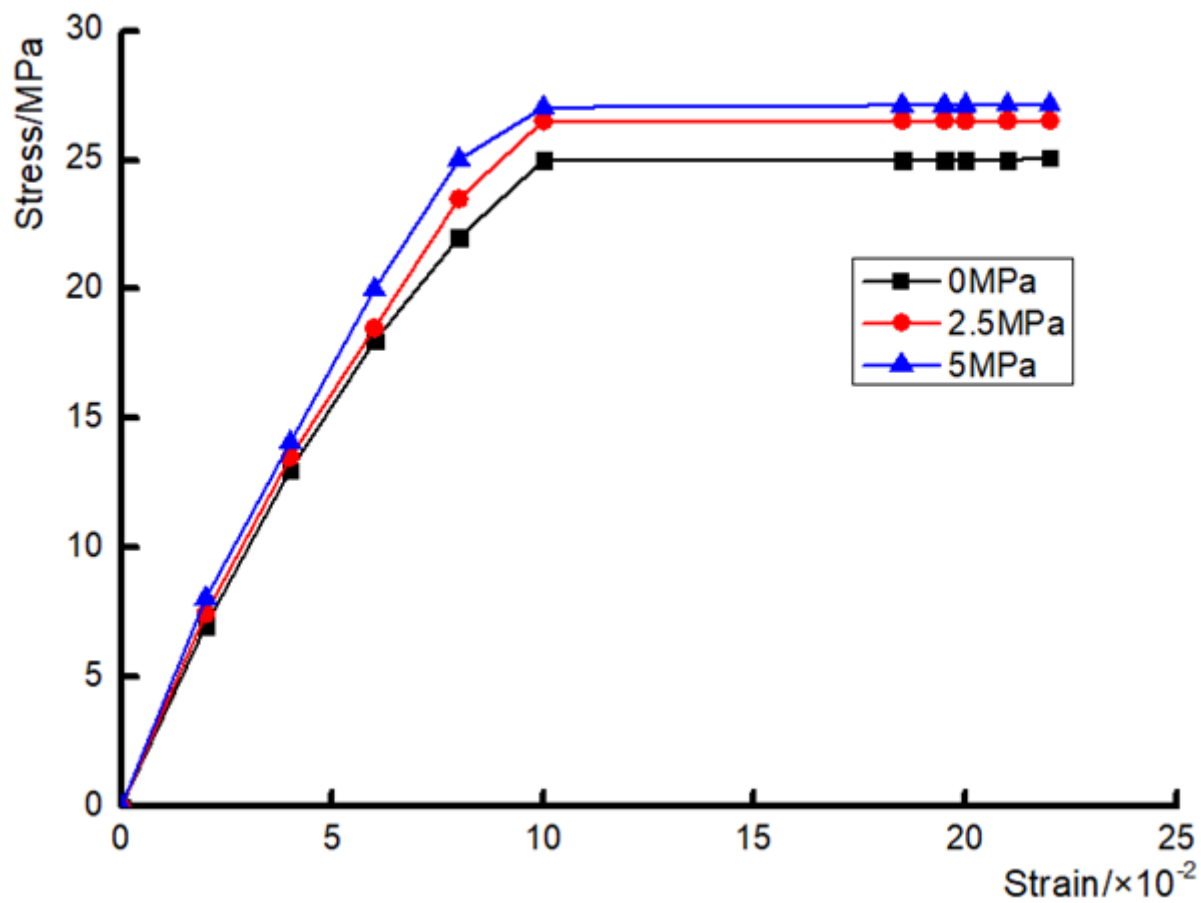


Figure 11

Stress-strain curve of coal rock containing gas under different confining pressure and same impact disturbance

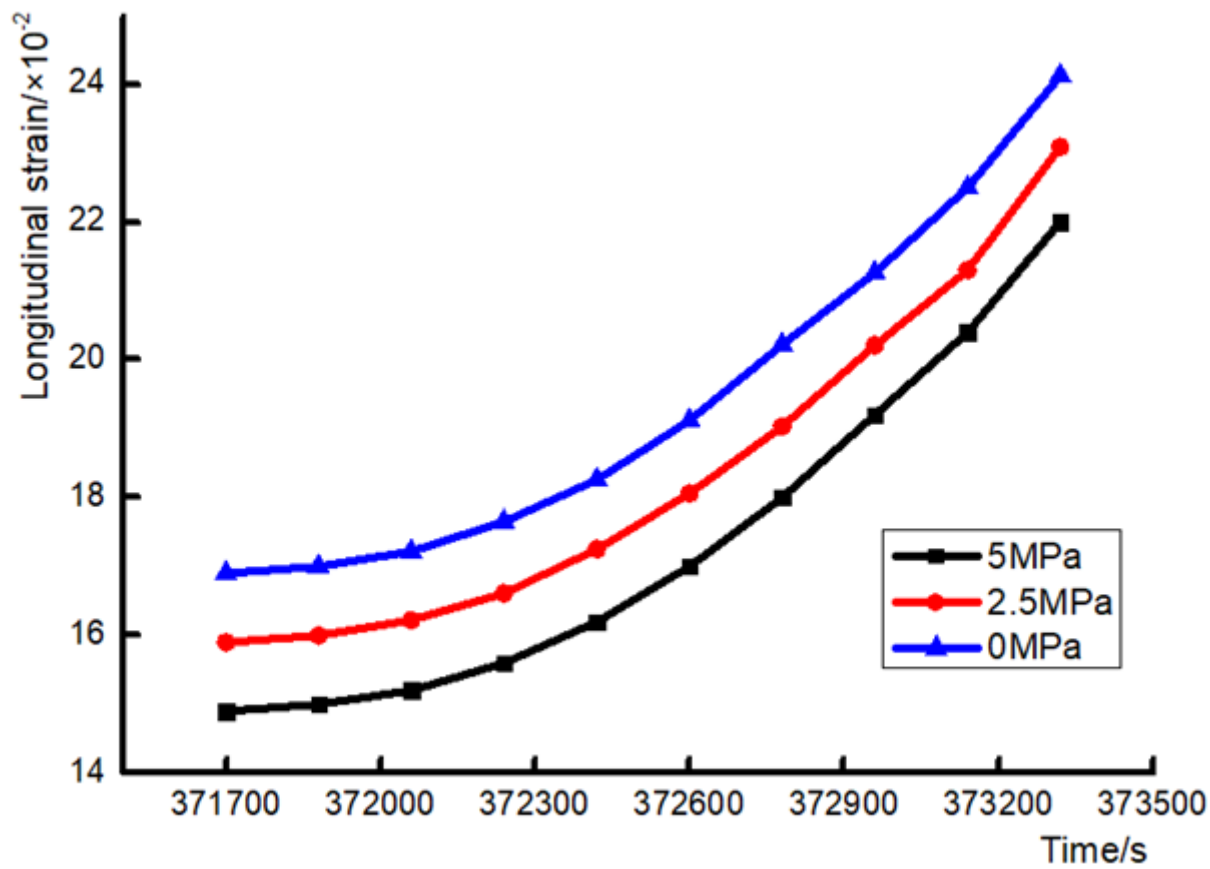


Figure 12

Rheological curves of gas-bearing coal rock under different confining pressures and the same impact disturbance under axial pressure of 25MPa (after entering the neighborhood of strength limit)

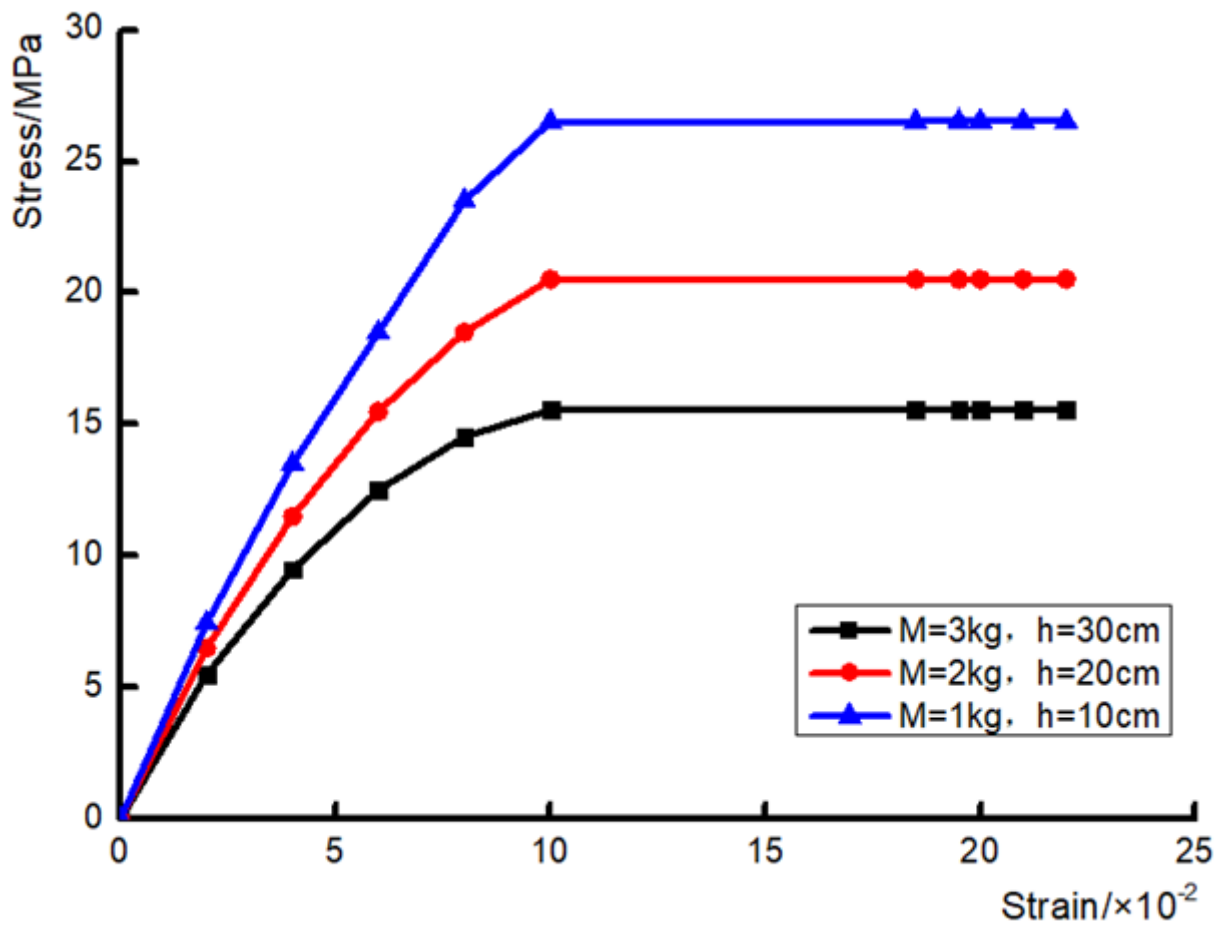


Figure 13

Stress - strain curve of coal rock containing gas under the same confining pressure (5MPa) and different impact disturbance

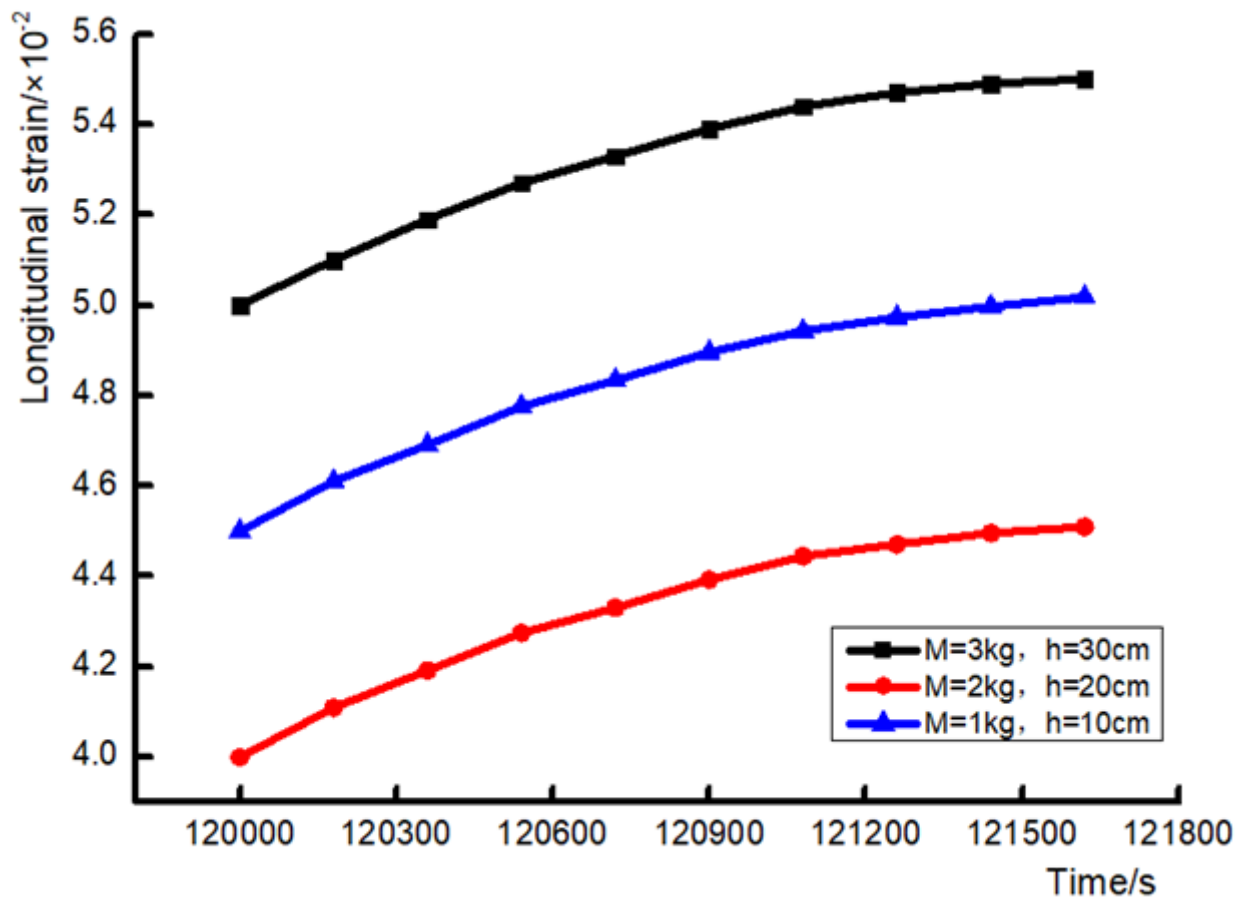


Figure 14

Rheological curves of gas-bearing coal and rock under the same confining pressure and different impact disturbance under axial compression of 10MPa (without entering the neighborhood of strength limit)

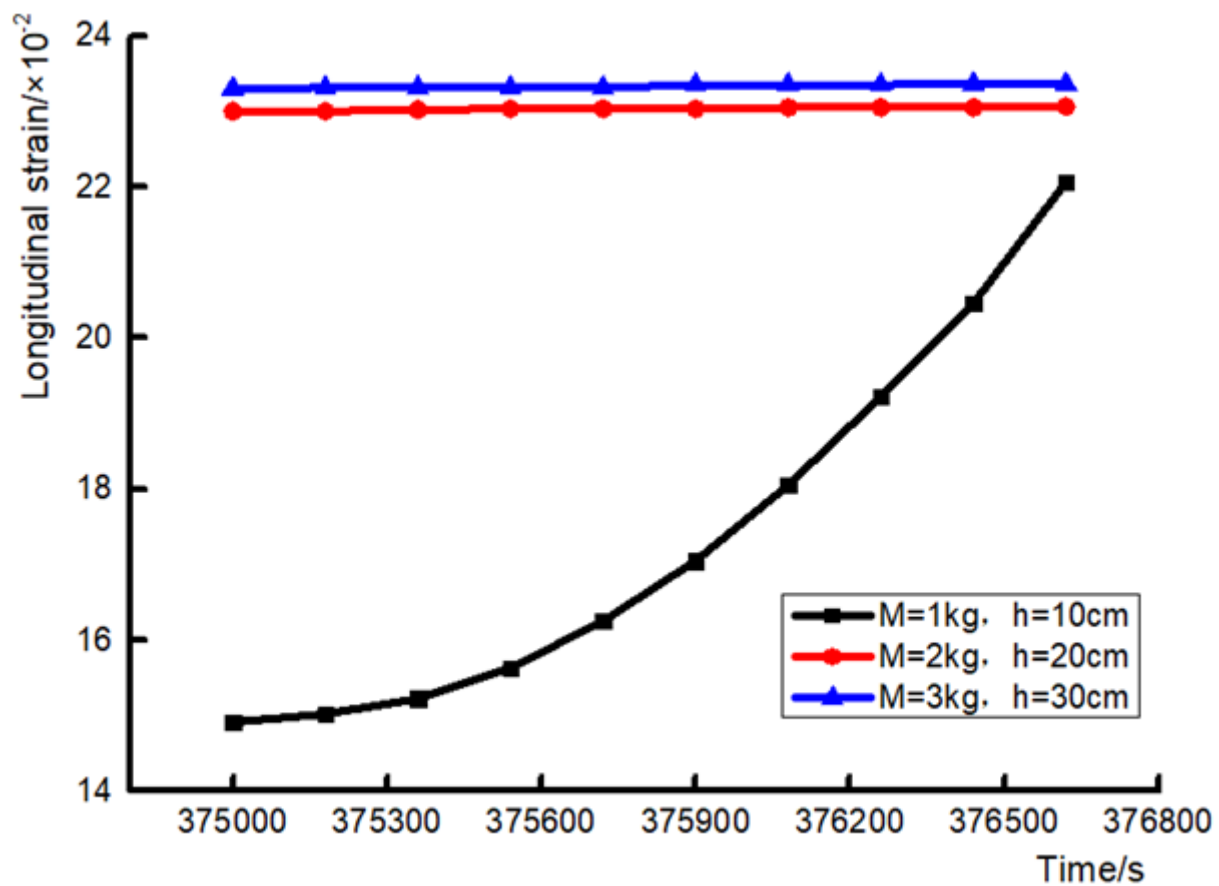


Figure 15

Rheological curves of gas-bearing coal rock under different confining pressures and the same impact disturbance under axial pressure of 25MPa (after entering the neighborhood of strength limit)