

Covid-19 Related Poor Mental Health and Sleep Disorders in Rheumatic Patients: a Citizen Science Project.

Francesca Ingegnoli (✉ francesca.ingegnoli@unimi.it)

University of Milan

Massimiliano Buoli

University of Milan

Cristina Posio

University of Milan

Raffaele Di Taranto

University of Milan

Alessandro Lo Muscio

University of Milan

Enrico Cumbo

University of Milan

Silvia Ostuzzi

ALOMAR Lombard Association for Rheumatic Diseases

Roberto Caporali

University of Milan

Research Article

Keywords: rheumatic diseases, perceived stress, post-traumatic stress disorders, COVID-19, anxiety, depressive symptoms, quarantine, inflammatory arthritis, connective tissue diseases

Posted Date: April 7th, 2021

DOI: <https://doi.org/10.21203/rs.3.rs-381954/v1>

License: © ⓘ This work is licensed under a Creative Commons Attribution 4.0 International License.

[Read Full License](#)

Version of Record: A version of this preprint was published at BMC Psychiatry on August 3rd, 2021. See the published version at <https://doi.org/10.1186/s12888-021-03389-7>.

Abstract

BACKGROUND Patients with chronic rheumatic diseases (RDs) are more vulnerable and the containment measures related to COVID-19 pandemic might have severe psychological consequences. We investigated the presence of and risk factors associated with poor mental health, sleep disorders among RDs during the pandemic.

METHODS This cross-sectional Italian citizen science project evaluated the psychological impact of the COVID-19 pandemic in patients with RDs. Between May and September 2020, eleven RD patients' associations sent the survey by using their mailing list and the related webpage and social network. 507 RD patients completed an ad-hoc anonymous online survey including the Perceived Stress Scale (PSS) and Impact Event Scale-Revised (IES-R).

RESULTS The mean scores on the PSS-10 and the IES-R were 18.1 and 29.7, respectively. Higher PSS scores were associated with younger age ($p<0.01$), female gender ($p<0.01$), overweight/obesity ($p=0.01$), psychiatric pharmacotherapy ($p<0.01$), and anxiety for loss of income ($p<0.01$). Higher IES-R scores were associated with female gender ($p<0.01$), intestinal diseases ($p=0.03$), anxiety ($p<0.01$), and health concern ($p<0.01$). Among 375 of patients with inflammatory arthritis, 246 (65.6%) had trouble staying asleep, 238 (63.5%) in falling asleep, and 112 (29.9%) had dreams about the pandemic. Older age (OR= 1.038, CI 1.002-1.076), psychiatric pharmacotherapy (OR = 25.819, CI 11.465-58.143), and COVID infection (OR = 2.783, CI 1.215-6.372) were predictive of insomnia during the pandemic.

CONCLUSIONS A considerable COVID-19 related psychosocial burden has been detected in RDs. Different factors were predictive of poor mental health and sleep disorders in these patients. Focused supportive strategies should be implemented to improve the psychological well-being of fragile patients during pandemics.

Introduction

The coronavirus diseases 2019 (COVID-19) pandemic has spread rapidly worldwide. In early 2020, the main European epicenter was in Lombardy (Italy) with more than 600,000 confirmed cases and 30,600 deaths to date, on nearly 10,000.000 inhabitants. Italian Government had to apply unprecedented mitigation policies proclaiming a national lockdown from 9th March to 4th May, leading to significant social and lifestyle changes that affected nearly every aspect of daily life.

Moreover, during the first wave of pandemic,, the health-care system was overwhelmed by the ongoing outbreak of COVID-19, and this emergence led to unprecedented changes in the clinical management of chronic patients with rheumatic diseases (RDs) [1–4]. RD patients are more vulnerable and sleep disturbance, pain and mood appear to be linked in a cyclical pattern; indeed, disease activity, increased pain, fatigue and psychological factors such as depression and anxiety may negatively affect daily-life activities leading to sleep disorders [5–7], which in turn contribute to pain sensitivity, mood symptoms and functional impairments creating a dysfunctional cascade [7–10].

Additionally, a short- and long-term psychosocial burden is one of the relevant consequences of the COVID-19 pandemic [11, 12]. Based on lockdown experiences that were recorded in response to previous epidemics, quarantine measures might have negative psychological effects, including symptoms of post-traumatic stress disorders (PTSD), stress, anxiety, and depression [13, 14]. Besides, decreased levels of physical activity and exposure to daylight, as well as changes in routines and mental health concerns, have led to increased incidence of sleep disorders [15].

The present study was conducted to establish the COVID-19 related self-reported mental health symptoms, sleep disorders and to identify potential factors associated with these concerns. To our knowledge, this study is the first Italian nationwide citizen science project with the active and voluntary participation of associations of patients with chronic rheumatic conditions. The results will be useful to identify RD patients at risk to develop psychiatric symptoms and to implement prevention strategies that can avoid poor mental health in these subjects.

Methods

Study Design

The current citizen science cross-sectional study was conducted online to evaluate the psychological impact of the COVID-19 pandemic in patients with RDs.

A structured meeting between a patient representative from the Lombardy Association of patients with RDs (ALOMAR) and medical specialists (rheumatologist and psychiatrist) was convened to discuss the psychological burden related to the pandemic in RDs. Based on support requests received by patients' association, this online survey called INSIEME, meaning “together” in English was designed. The ethical committee of the University of Milan approved this study (07.05.20–47/20). The survey was anonymous, and information could not be verified.

The survey was composed of three parts (supplementary materials). Firstly, participants were all explicitly asked if they were willing to complete the survey and they were informed that their consent would permit to evaluate the psychological impact of the current pandemic. Then, patients were also asked to self-report demographic, disease characteristics, comorbidities, COVID-19 infection (confirmed by nasal-pharyngeal swab, probable, absent), and their major sources of anxiety. Participants also were asked to indicate the presence of anxiety, depression, or sleep disturbance and related treatment before and after the lockdown period.

In the second part, RD patients were asked to complete the 10-item Perceived Stress Scale (PSS) [16]. It is a validated self-administered questionnaire widely used to assess stress perception during the previous month. Responses to each question are categorized on a 5-point Likert scale from 0 (never) to 4 (very often). The positively worded items of the PSS-10 (4, 5, 7, and 8) were reverse scored. The total scores range from 0 (no stress) to 40 (high stress). Thresholds used in the literature consider the stress level low for scores between 0 and 13; moderate, between 14 and 26; and high, greater than 26 [17, 18].

The last section of the survey contained the 22-item of the Impact of Event Scale-Revised (IES-R). IES-R is a screening measure used to measure the individual response to a specific traumatic event. It has three subscales (intrusion, avoidance, and hyperarousal), and a total subjective stress score. Participants rate the extent to which each item applies to their experiences during the preceding 7 days, from 0 to 4. The total score ranges from 0 to 88. Threshold established in the literature is the following: a total score ≥ 33 indicates the probable presence of PTSD [19]. Moreover, we considered items about sleep quality: question 2 (trouble staying asleep), question 15 (trouble falling asleep), and question 20 (dreams about it).

The results of the study were summarized using absolute numbers and percentages and reported according to the GRIPP2 checklist [20, 21].

Patient involvement and data collection

A call for this web-based survey completion was sent using the ALOMAR mailing list and the related webpage and social network, and eleven National patients' associations of RDs among which the National Association of People with RDs (ANMAR) and National Association of People with Rheumatologic and Rare Diseases (APMARR) contributed in the survey dissemination.

Completion was voluntary, anonymous and participants were not remunerated. The measurement interval took place between May and September 2020, after the first pandemic wave. It was conducted using an internet-based program supported for data protection by the IT service of the Università degli Studi di Milano (UNIMI). The IT service also collected all data and provided a database for the analysis.

The way of collecting data with the dissemination of the questionnaire through social networks and the creation of a specific platform place this project in the field of citizen science studies.

Statistical Analysis

Results were summarized by descriptive statistics using mean, standard deviations, absolute numbers, and percentages. As all replies were mandatory, no missing data were present. Due to the method of dissemination (mailing list, social network, and website), the response rate cannot be determined. Based on the respondents' diagnosis, patients were stratified according to three main groups of RDs (*i.e.* inflammatory arthritis, connective tissue disease –CTDs-, and primary fibromyalgia). Five patients were excluded, as their diagnosis did not fit the above-mentioned groups

A linear regression analysis was firstly performed to verify the association between IES-R and PSS total scores. PSS and IES-R total score was compared between groups defined by qualitative variables through one-way analyses of variance (ANOVA) with Bonferroni's posthoc analyses in case of three or more groups; correlation analyses (Pearson's correlation) was performed to analyse the relation between PSS total score and quantitative variables. Subsequently, three linear multivariable regression models for each rating scale were performed considering the statistical significance of the previous analysis: 1) demographic and clinical variables: diagnostic group, age, gender, Lombardy as a region of residency

yes/no, disease duration; 2) medical comorbidity variables: COVID-19 symptoms yes/no, hypertension, gastritis, bowel diseases, overweight/obesity; 3) mental health variables: sources of anxiety, depressive symptoms, assumption of medication for psychiatric symptoms before COVID-19, presence of anxiety, current prescription of psychiatric drugs, prescription of psychiatric therapies before COVID-19. These factors were the independent variables while PSS and IES-R scores were the dependent ones. The variables that resulted statistically significant in these three models were inserted in a further final multivariate regression model. The validity of all models was verified by the Durbin-Watson test. The level of statistical significance for all the statistical analyses was set at $p \leq 0.05$.

Concerning sleep disorders, we chose to analyze only the group of patients with inflammatory arthritis as more homogeneous and larger. According to IES-R item (2-15-20) scores, we considered poor sleepers those who reported scores ≥ 1 ; moreover, according to patients' answers, we created a new qualitative variable about the presence of sleep disturbances during the pandemic (Yes or No). The two groups identified by this variable were compared by independent-sample t-tests about quantitative variables, while qualitative variables were compared by chi-square tests [χ^2]. A binary logistic regression model was then performed considering the presence or absence of sleep disorders during the pandemic as a dependent variable and statistically significant variables in the univariate analyses (t and χ^2 tests) as independent ones. All analyses were performed using SPSS version 26.

Results

Sample characteristics

In total, 507 RD patients completed the survey (Table 1). 375 (73.9%) patients had inflammatory arthritis (243 rheumatoid arthritis, 76 psoriatic arthritis, 49 ankylosing spondylitis, and 7 Still's disease). 96 (18.9%) patients had CTDs or systemic vasculitis (22 undifferentiated CTDs, 6 mixed CTDs, 1 polymyositis, 27 systemic sclerosis, 10 Sjögren's syndrome, 23 systemic lupus erythematosus, 5 vasculitis, 2 primary antiphospholipid syndrome). 31 (6.1%) patients had primary fibromyalgia and 5 osteoarthritis or crystal arthropathies. The RD population was mainly composed of women (417 [82.3%]), the median (IQR) age was 54 (44–63) years and the median (IQR) disease duration was 10 (5–20) years. Results were obtained from survey responses; no medical records were reviewed. The most frequent comorbidity was gastroesophageal reflux disease, reported by 85 (16.8%) of patients (Table 1).

Table 1
Characteristics of 507 respondents.

	Total (n = 507)
Gender Female n (%)	417 (82.2%)
Age yrs, median (Q1, Q3)	54 (44–63)
Disease duration yrs, median (Q1, Q3)	10 (5–20)
Diagnosis , n (%)	
- inflammatory arthritis	375 (73.9%)
- connective tissue diseases	96 (18.9%)
- primary fibromyalgia	31 (6.1%)
- miscellaneous	6 (1.1%)
Comorbidities , n (%)	
Arterial hypertension	95 (18.7%)
Diabetes	17 (3.4%)
Cardiovascular disease	16 (3.2%)
Overweight/obesity	54 (10.7%)
Gastritis	45 (8.9%)
Gastroesophageal reflux disease	85 (16.8%)
Intestinal diseases	36 (7.1%)
Thyroiditis	70 (13.8%)
Ocular diseases	42 (8.2%)
Resident in Lombardy n (%)	412 (81.3%)
COVID-19 Infection n (%)	63 (12.4%)

Among the participants, 412 (81.3%) lived in Lombardy, the region with the highest rates of infection. 63 (12.4%) reported an infection of COVID-19 confirmed by positive laboratory test and/or swab or probable (*i.e.* symptoms compatible with COVID-19).

The severity of Mental Health Outcomes and Associated Factors

A small proportion of participants reported psychiatric symptoms before pandemic: depressive symptoms (30, 5.9%), anxiety (32, 6.3%), and insomnia (31, 6.1%). The self-reported use of medication for

these symptoms increased from pre- to post-lockdown period: antidepressants (31 [6.1%] vs 33 [6.5%]), anxiolytics (27 [5.3%] vs 33 [6.5%]) and hypnotics (43 [8.5%] vs 44 [8.7%]). As shown in Fig. 1, the major sources of anxiety were related to personal and relatives' health (282 [55.6%]), social isolation (70 [13.8%]), and financial issues (58 [11.4%]).

The mean (SD) scores on the PSS-10 for perceived stress and the IES-R for distress for all respondents were 18.1 ± 8.1 and 29.7 ± 17.5 , respectively. The scores of the two rating scales were significantly associated ($\beta = 0.65$, $P < 0.01$). Concerning the IES-R subscale scores, the total sample did not show the prominence of one of the three main domains (intrusion, avoidance, and hyperarousal). Patients with fibromyalgia had higher scores in all scales, and subscales compared with other rheumatic diseases (Table 2).

Table 2
Total scores and severity categories of rating scale scores according to diagnostic groups.

	Inflammatory arthritis (n = 375)	CTDs/vasculitis (n = 96)	Primary fibromyalgia (n = 31)	Total (n = 502)*
IES-R score^Δ				
Total, mean ± SD	28.7 ± 17.7	30.5 ± 17.3	38.0 ± 16.1	29.7 ± 17.5
Normal, n (%)	234 (62.4%)	51 (53.1%)	11 (35.5%)	296 (59.0%)
Probable PTSD, n (%)	141 (37.6%)	45 (46.9%)	20 (64.5%)	206 (41.0%)
IES-R Subscale mean ± SD				
• intrusion	10.03 ± 7.20	11.26 ± 7.23	12.77 ± 7.02	10.4 ± 7.2
• avoidance	10.24 ± 6.31	10.25 ± 5.84	13.06 ± 6.27	10.4 ± 6.2
• hyperarousal	8.48 ± 5.94	8.98 ± 6.15	12.23 ± 5.38	8.8 ± 5.9
PSS-10 score[◇]				
Total, mean ± SD	17.4 ± 8.3	19.8 ± 7.6	21.6 ± 6.5	18.1 ± 8.1
Low (≤ 13), n (%)	126 (33.6%)	23 (24.0%)	3 (9.7%)	152 (30.3%)
Moderate (14–26) n (%)	184 (49.1%)	58 (60.4%)	19 (61.3%)	261 (52.0%)
High (≥ 27) n (%)	65 (17.3%)	15 (15.6%)	9 (29.0%)	89 (17.7%)
*5 of 507 patients had a diagnosis that did not fit with any of the diagnostic groups and were excluded from the analysis				
Δ IES-R score ≥ 33 is indicative of probable Post Traumatic Stress Disorder (PTSD). Difference between diagnostic groups: $X^2 = 10.25$, df = 2, p = 0.006				
◇ Difference between diagnostic groups: $X^2 = 11.93$, df = 4, p = 0.02				

Factors Associated With Mental Health Outcomes

The final multivariate regression model showed that independent variables associated with a higher PSS-10 total score were: female gender ($\beta = 0.12$, $P < 0.01$), younger age ($\beta = -0.23$, $P < 0.01$), residence outside Lombardy ($\beta = -0.09$, $P = 0.03$), presence of overweight/obesity ($\beta = 0.11$, $P = 0.01$), on-going therapy with

psychiatric compounds ($\beta = 0.26$, $P < 0.01$) and anxiety related to loss of incomes ($\beta = 0.19$, $P < 0.01$), see Table 3.

Table 3

Factors significantly associated with mental health outcomes (at least one of the two rating scales) identified by multivariate regression analysis.

	PSS-10		IES-R	
	β	p	β	p
Gender*	0.12	< 0.01	0.14	< 0.01
Age	-0.23	< 0.01	-0.09	0.06.
Region of residence ^Δ	-0.09	0.03	-0.10	0.02
Comorbidities				
Overweight/obesity [◇]	0.11	0.01	0.07	0.12.
Intestinal diseases [◇]	0.05	0.19	0.10	0.03
Anxiety disorder [◇]	0.08	0.07.	0.19	< 0.01
After lockdown				
Psychopharmacology [◇]	0.26	< 0.01	0.12	0.22.
Sources of anxiety ^ω	0.19	< 0.01	0.13	< 0.01
*The variable was codified as female = 2; male = 1				
^Δ The variable was codified as 0 = living in a region different from Lombardy; 1 = living in Lombardy				
[◇] The variable was codified as 0 = no; 1 = yes				
^ω The variable was codified as 0 = no source of anxiety; 1 = health; 2 = work and finances; 3 = social isolation				
β = standardized regression coefficient				
IES-R: Impact of Event Scale – Revised; PSS-10: Perceived Stress Scale; ns: not significant				
In bold statistically significant p				

Regarding IES-R (Table 3), the multivariate regression model highlighted that independent variables associated with a higher IES-R total score were: female gender ($\beta = 0.14$, $p < 0.01$), living in Lombardy ($\beta = -0.01$, $p = 0.02$), intestinal diseases ($\beta = 0.10$, $p = 0.03$), anxiety ($\beta = 0.19$, $p < 0.01$) and anxiety related to worries about health ($\beta = 0.13$, $p < 0.01$).

Sleep disorders and insomnia predictors in patients with inflammatory arthritis

Finally we focused on patients with inflammatory arthritis. Results of questions about sleep are shown in Fig. 2. Patients reporting insomnia had older age [$t = 2.844$, $p = .005$] and higher PSS total score [$t = 3.114$, $p = .003$]. In addition, patients with insomnia had: more comorbidities ($\chi^2 = 7.416$, $df = 1$, $p = .009$), cardiovascular diseases ($\chi^2 = 5.721$, $df = 1$, $p = .039$), depressive symptoms ($\chi^2 = 2.778$, $df = 1$, $p = .002$), gastritis ($\chi^2 = 4.140$, $df = 1$, $p = .053$), bowel diseases ($\chi^2 = 6.603$, $df = 1$, $p = .022$), history of treatment for a psychiatric disorder ($\chi^2 = 53.907$, $df = 1$, $p < .001$), more medications for psychiatric symptoms before COVID-19 ($\chi^2 = 101.446$, $df = 1$, $p < .001$) and a more frequent COVID-19 diagnosis ($\chi^2 = 6.284$, $df = 1$, $p = .018$).

The goodness-of-fit test results (Hosmer and Lemeshow Test: $\chi^2 = 8.078$, $df = 8$, $p = .426$) showed that the binary logistic regression model was reliable, allowing for a correct classification of 90.7% of the cases. In addition, the model was overall significant (Omnibus test: $\chi^2 = 87.068$, $df = 10$, $p < .001$). Age (OR = 1.038, $p = .040$), assumption of medication for psychiatric symptoms before COVID-19 (OR = 25.819, CI 11.465–58.143) and the presence of COVID infection (OR = 2.783, CI 1.215–6.372) resulted to be predictors of insomnia during the pandemic.

Discussion

This study revealed a consistent psychological burden among rheumatic patients after confinement during the COVID-19 pandemic in Italy in terms of the high impact of self-reported distress, anxiety, perceived stress, and sleep disorders. Among the identified risk factors, having female gender, younger age, living outside Lombardy, having overweight/obesity, or intestinal diseases, having a history of psychiatric symptoms (*e.g.* anxiety), and having to experience anxiety for financial or health issues were associated with poor mental health.

According to self-reported psychiatric symptoms and related therapy pre- and post-lockdown, we observed a worsening of symptoms and an increase in the assumption of psychiatric drugs in this vulnerable population. Our results are consistent with data reported in other cohorts of rheumatic patients during the initial stage of the COVID-19 epidemic [22, 23]. In addition, the impact of trauma was found to significantly influence the severity of stress perceived by patients in agreement with previous reports [24].

In particular, stress and PTSD were perceived more by females. This is not surprising as females and males react to stressful events differently in terms of coping strategies, psychological and biological mechanisms [25–27]. These results are also confirmed by data on the psychological impact of the COVID-19 pandemic on the Italian population [28–30] and Turkish RDs [22].

Moreover, younger adults were found to have higher levels of stress. This is in line with other Italian studies during the COVID-19 outbreak [28, 29, 31], and also with previous studies highlighting that older

adults present greater self-control, emotional self-regulation, and better-coping strategies compared to younger adults [32, 33]. A further potential explanation is that younger people might experience higher stress levels because they increased the use of the Internet and social media during the lockdown period [34–36].

The current study found a significant association between overweight/obesity and higher levels of perceived stress, while the presence of intestinal diseases and anxiety disorders were related to PTSD. A recent meta-analysis reported that body mass index is directly associated with perceived stress [37]. Thus, the COVID pandemic might have been perceived as more stressful in the light of poor outcomes associated with the infection in subjects affected by overweight or obesity [38]. Previous studies found PTSD both in inflammatory and functional intestinal diseases [39, 40].

In the context of the COVID-19 pandemic in Italy, the first wave was much more serious in Lombardy than in the other regions. By contrast, our results showed that patients living in regions different from Lombardy had higher PSS-10 and PTSD scores after lockdown. This supports the hypothesis that psychological impact was not only related to direct COVID-19 exposure but also to the media storm that provided a general sense of threat [41]. Furthermore, Lombardy is a highly urbanized region, while in rural areas patients may experience greater difficulty in accessing health facilities in case of emergency [42].

As expected, specific sources of anxiety were related to PSS-10 and PTSD scores. Notably, our data showed that worries about loss of employment and incomes had a greater impact on perceived stress levels after lockdown. These results are consistent with data reported by an Italian study assuming that higher incomes are associated with lower levels of stress [30], while health concern is related to psychological distress. The same sources of anxiety were reported in other studies during a pandemic [43–45]. Moreover, these results are consistent with those during quarantines showing that patients with chronic diseases perceived more stress as access to regular medical care and prescriptions were problematic [13].

In the context of the post lockdown phase of the pandemic, while there was a gradual restoration of outpatient services, PTSD was found in 41% of participants. This appears particularly important for the interpretation of the high rate of severe self-reported distress symptoms. Therefore, it appears to support the concern about the risk of PTSD as the second tsunami of the COVID-19 pandemic [46]. In our data, the main PTSD cluster of symptoms (intrusion, avoidance, and hyperarousal) were balanced without prominence of none of the domains.

Moreover, sleep disturbances were a relevant concern in patients with inflammatory arthritis, with higher rates of poor sleepers compared to the general Italian population, suggesting that people affected by inflammatory arthritis are more vulnerable to COVID psychological aftermaths [7, 14].

Furthermore, our results showed that older patients who had coronavirus infection and were previously treated for psychiatric disorders were at higher risk of developing sleep disorders. Concerning age, this could be explained by age-related changes in circadian rhythms and consequent higher prevalence of

insomnia among older people [47]. The previous use of psychiatric compounds in subjects affected by insomnia during the pandemic is not surprising as sleep disturbances are generally observed in patients affected by mental disorders, particularly depression and anxiety [48]. Besides, complaints such as difficulty falling or staying asleep, unsatisfying sleep, irritability, and nightmares are well documented in some anxiety disorders, such as generalized anxiety disorder and PTSD. Finally, our study confirmed COVID-19 infection to be an important contributing factor to the development of insomnia. Indeed, several studies proved that survivors after SARS-CoV-2 had

negative psychosocial aftermaths; notably, it seems that both immune activation towards the virus and pandemic related stressors (e.g. isolation, concerns about infecting relatives, financial difficulties) can induce detrimental effects on patients' mental health including poor sleep quality.

It is well established that sleep disruption may worsen arthritis, leading to joint stiffness, pain, weakness, anxiety, depression, and poor outcome [8, 49]. Moreover, impaired sleep may affect work productivity, social functioning, and daily activities, proving to be a considerable psychosocial burden [50].

Some limitations should be considered in the interpretation of these results. First, although the number of respondents is quite large, it represents a part of the RD patients, and self-selection bias may have influenced the results. Second, the cross-sectional design of the study prevents drawing any cause-effect conclusion and the response rate cannot be calculated. Third, although the survey had nationwide dissemination, the respondents were mainly from Lombardy, probably because it was the Italian region most hit during the first wave of the pandemic.

Despite limitations, our findings may support present and post-pandemic interventions related to the COVID-19 pandemic that could be useful for mitigating the psychological impact on more vulnerable patients. Moreover, both stress and PTSD are known triggers for relapse autoimmune diseases; thus, there is a concern about potential disease flares. Besides, the present findings will be of help to patients' associations that may implement measures for psychological support.

Declarations

- ***Ethics approval and consent to participate***. The survey including the informed consent to participate for patients was approved by the ethical committee of the University of Milan (07.05.20-47/20). Informed consent was obtained from all the participants at the beginning of the survey, and all methods were carried out in accordance with relevant guidelines and regulations.
- ***Consent for publication***: not applicable.
- ***Availability of data and materials***: the data that support the findings of this study are available from the corresponding author upon reasonable request.
- ***Competing interests***: The authors report no conflicts of interest.
- ***Funding***: this research was supported in part by a Bando Straordinario per Progetti Interdipartimentali (SEED 2019) from the Università degli Studi di Milano.

- **Authors' contributions.** FI, MB – Conceptualization; Formal analysis; Funding acquisition; Methodology; Project administration; Supervision; Writing – original draft; CP, RDT, ALM, EC – Formal analysis; writing original draft– review & editing. SO, RC – Conceptualization; Supervision; review & editing. All authors read and approved the final manuscript.
- **Acknowledgements.** We wish to thank the IT service of the University of Milan for their contributions to survey and database integrity, the Lombard Association of Rheumatic Diseases (ALOMAR) for its invaluable contribution to the planning and dissemination the survey, all the Italian associations among which the National Association of People with Rheumatic and Rare Diseases (APMARR) and National Association of People with Rheumatic Diseases (ANMAR) that disseminated the survey through social media. The authors are grateful to all patients for contributing to this project.

References

1. Favalli EG, Ingegnoli F, Cimaz R, Caporali R: **What is the true incidence of COVID-19 in patients with rheumatic diseases?** *Annals of the rheumatic diseases* 2021, **80**(2):e18.
2. Favalli EG, Monti S, Ingegnoli F, Balduzzi S, Caporali R, Montecucco C: **Incidence of COVID-19 in patients with rheumatic diseases treated with targeted immunosuppressive drugs: what can we learn from observational data?** *Arthritis & rheumatology* 2020, **72**(10):1600-1606.
3. Maldonado D, Tu E, Mahmood S, Wahezi D, Darapaneni R, Sima N, Curiel-Duran L, Pattison LM, Gabbay V, Bauman LJ *et al*: **Medication access difficulty and COVID-related distress are associated with disease flares in rheumatology patients during the COVID-19 pandemic.** *Arthritis care & research* 2020.
4. Antony A, Connelly K, De Silva T, Eades L, Tillett W, Ayoub S, Morand E: **Perspectives of Patients With Rheumatic Diseases in the Early Phase of COVID-19.** *Arthritis care & research* 2020, **72**(9):1189-1195.
5. Wolfe F, Michaud K, Li T: **Sleep disturbance in patients with rheumatoid arthritis: evaluation by medical outcomes study and visual analog sleep scales.** *The Journal of rheumatology* 2006, **33**(10):1942-1951.
6. Westhovens R, Van der Elst K, Matthys A, Tran M, Gilloteau I: **Sleep problems in patients with rheumatoid arthritis.** *The Journal of rheumatology* 2014, **41**(1):31-40.
7. Ingegnoli F, Schioppo T, Ubiali T, Ostuzzi S, Bollati V, Buoli M, Caporali R: **Patient Perception of Depressive Symptoms in Rheumatic Diseases: A Cross-sectional Survey.** *Journal of clinical rheumatology : practical reports on rheumatic & musculoskeletal diseases* 2020.
8. Sariyildiz MA, Batmaz I, Bozkurt M, Bez Y, Cetincakmak MG, Yazmalar L, Ucar D, Celepkolu T: **Sleep quality in rheumatoid arthritis: relationship between the disease severity, depression, functional status and the quality of life.** *Journal of clinical medicine research* 2014, **6**(1):44-52.
9. Hughes M, Chalk A, Sharma P, Dahiya S, Galloway J: **A cross-sectional study of sleep and depression in a rheumatoid arthritis population.** *Clinical rheumatology* 2020.

10. Morf H, da Rocha Castelar-Pinheiro G, Vargas-Santos AB, Baerwald C, Seifert O: **Impact of clinical and psychological factors associated with depression in patients with rheumatoid arthritis: comparative study between Germany and Brazil.** *Clinical rheumatology* 2020.
11. Ettman CK, Abdalla SM, Cohen GH, Sampson L, Vivier PM, Galea S: **Prevalence of Depression Symptoms in US Adults Before and During the COVID-19 Pandemic.** *JAMA network open* 2020, **3**(9):e2019686.
12. Galea S, Merchant RM, Lurie N: **The Mental Health Consequences of COVID-19 and Physical Distancing: The Need for Prevention and Early Intervention.** *JAMA internal medicine* 2020.
13. Brooks SK, Webster RK, Smith LE, Woodland L, Wessely S, Greenberg N, Rubin GJ: **The psychological impact of quarantine and how to reduce it: rapid review of the evidence.** *Lancet* 2020, **395**(10227):912-920.
14. Casagrande M, Favieri F, Tambelli R, Forte G: **The enemy who sealed the world: effects quarantine due to the COVID-19 on sleep quality, anxiety, and psychological distress in the Italian population.** *Sleep medicine* 2020, **75**:12-20.
15. Werneck AO, Silva DR, Malta DC, Lima MG, Souza-Júnior PRB, Azevedo LO, Barros MBA, Szwarcwald CL: **The mediation role of sleep quality in the association between the incidence of unhealthy movement behaviors during the COVID-19 quarantine and mental health.** *Sleep medicine* 2020, **76**:10-15.
16. Cohen S, Kamarck T, Mermelstein R: **A global measure of perceived stress.** *Journal of health and social behavior* 1983, **24**(4):385-396.
17. Alharbi H, Alshehry A: **Perceived stress and coping strategies among ICU nurses in government tertiary hospitals in Saudi Arabia: a cross-sectional study.** *Ann Saudi Med* 2019, **39**(1):48-55.
18. Kim DS, Sung HH, Lee JW, Cho EK: **The relationship between Perceived Stress Scale and carotid intima-media thickness using ultrasonography in university students.** *Korean J Clin Lab Sci* 2017, **49**:308-315.
19. Creamer M, Bell R, Failla S: **Psychometric properties of the Impact of Event Scale - Revised.** *Behaviour research and therapy* 2003, **41**(12):1489-1496.
20. Staniszewska S, Brett J, Simera I, Seers K, Mockford C, Goodlad S, Altman DG, Moher D, Barber R, Denegri S *et al*: **GRIPP2 reporting checklists: tools to improve reporting of patient and public involvement in research.** *Research involvement and engagement* 2017, **3**:13.
21. Staniszewska S, Brett J, Simera I, Seers K, Mockford C, Goodlad S, Altman DG, Moher D, Barber R, Denegri S *et al*: **GRIPP2 reporting checklists: tools to improve reporting of patient and public involvement in research.** *Bmj* 2017, **358**:j3453.
22. Seyahi E, Poyraz BC, Sut N, Akdogan S, Hamuryudan V: **The psychological state and changes in the routine of the patients with rheumatic diseases during the coronavirus disease (COVID-19) outbreak in Turkey: a web-based cross-sectional survey.** *Rheumatology international* 2020, **40**(8):1229-1238.
23. Picchianti Diamanti A, Cattaruzza MS: **Psychological Distress in Patients with Autoimmune Arthritis during the COVID-19 Induced Lockdown in Italy.** 2020, **8**(11).

24. McAlonan GM, Lee AM, Cheung V, Cheung C, Tsang KW, Sham PC, Chua SE, Wong JG: **Immediate and sustained psychological impact of an emerging infectious disease outbreak on health care workers.** *Canadian journal of psychiatry* 2007, **52**(4):241-7.
25. Verma R, Balhara YP, Gupta CS: **Gender differences in stress response: Role of developmental and biological determinants.** *Industrial psychiatry journal* 2011, **20**(1):4-10.
26. Kajantie E, Phillips DI: **The effects of sex and hormonal status on the physiological response to acute psychosocial stress.** *Psychoneuroendocrinology* 2006, **31**(2):151-178.
27. Kelly MM, Tyrka AR, Price LH, Carpenter LL: **Sex differences in the use of coping strategies: predictors of anxiety and depressive symptoms.** *Depression and anxiety* 2008, **25**(10):839-846.
28. Mazza C, Ricci E, Biondi S, Colasanti M, Ferracuti S: **A Nationwide Survey of Psychological Distress among Italian People during the COVID-19 Pandemic: Immediate Psychological Responses and Associated Factors.** 2020, **17**(9).
29. Rossi R, Socci V, Talevi D, Mensi S, Niolu C, Pacitti F, Di Marco A, Rossi A, Siracusano A, Di Lorenzo G: **COVID-19 Pandemic and Lockdown Measures Impact on Mental Health Among the General Population in Italy.** *Frontiers in psychiatry* 2020, **11**:790.
30. Salfi F, Lauriola M, Amicucci G, Corigliano D, Viselli L, Tempesta D, Ferrara M: **Gender-related time course of sleep disturbances and psychological symptoms during the COVID-19 lockdown: A longitudinal study on the Italian population.** *Neurobiology of stress* 2020, **13**:100259.
31. Flesia L, Monaro M: **Predicting Perceived Stress Related to the Covid-19 Outbreak through Stable Psychological Traits and Machine Learning Models.** 2020, **9**(10).
32. Aldwin CM, Sutton KJ, Lachman M: **The development of coping resources in adulthood.** *Journal of personality* 1996, **64**(4):837-871.
33. Cohen S, Janicki-Deverts D: **Who's Stressed? Distributions of Psychological Stress in the United States in Probability Samples from 1983, 2006, and 2009.** *J App Soc Psychol* 2012, **42**(6):1320-1334.
34. Stijelja S, Mishara BL: **COVID-19 and Psychological Distress-Changes in Internet Searches for Mental Health Issues in New York During the Pandemic.** *JAMA internal medicine* 2020.
35. Cellini N, Canale N: **Changes in sleep pattern, sense of time and digital media use during COVID-19 lockdown in Italy.** 2020, **29**(4):e13074.
36. Gualano MR, Lo Moro G, Voglino G: **Monitoring the impact of COVID-19 pandemic on mental health: a public health challenge? Reflection on Italian data.** 2020:1-3.
37. Tenk J, Mátrai P, Hegyi P, Rostás I, Garami A, Szabó I, Hartmann P, Pétervári E, Czopf L, Hussain A *et al*: **Perceived stress correlates with visceral obesity and lipid parameters of the metabolic syndrome: A systematic review and meta-analysis.** *Psychoneuroendocrinology* 2018, **95**:63-73.
38. Sanchis-Gomar F, Lavie CJ, Mehra MR, Henry BM, Lippi G: **Obesity and Outcomes in COVID-19: When an Epidemic and Pandemic Collide.** *Mayo Clinic proceedings* 2020, **95**(7):1445-1453.

39. Taft TH, Bedell A, Craven MR, Guadagnoli L, Quinton S, Hanauer SB: **Initial Assessment of Post-traumatic Stress in a US Cohort of Inflammatory Bowel Disease Patients.** *Inflammatory bowel diseases* 2019, **25**(9):1577-1585.
40. Loke W, Venkatanarayanan N, Lim DY, Yeo WS: *Journal of gastroenterology and hepatology.*
41. Di Giuseppe M, Zilcha-Mano S, Prout TA, Perry JC, Orrù G, Conversano C: **Psychological Impact of Coronavirus Disease 2019 Among Italians During the First Week of Lockdown.** *Frontiers in psychiatry* 2020, **11**:576597.
42. Newgard CD, Fu R, Bulger E, Hedges JR, Mann NC, Wright DA, Lehrfeld DP, Shields C, Hoskins G, Warden C *et al*: **Evaluation of Rural vs Urban Trauma Patients Served by 9-1-1 Emergency Medical Services.** *JAMA surgery* 2017, **152**(1):11-18.
43. Michaud K, Wipfler K, Shaw Y: **Experiences of Patients With Rheumatic Diseases in the United States During Early Days of the COVID-19 Pandemic.** 2020, **2**(6):335-343.
44. Wang C, Pan R, Wan X, Tan Y, Xu L, Ho CS, Ho RC: **Immediate Psychological Responses and Associated Factors during the Initial Stage of the 2019 Coronavirus Disease (COVID-19) Epidemic among the General Population in China.** *International journal of environmental research and public health* 2020, **17**(5):1729.
45. Ziadé N, El Kibbi L, Hmamouchi I, Abdulateef N, Halabi H, Hamdi W: **Impact of the COVID-19 pandemic on patients with chronic rheumatic diseases: A study in 15 Arab countries.** *International journal of rheumatic diseases* 2020, **23**(11):1550-1557.
46. Dutheil F, Mondillon L, Navel V: **PTSD as the second tsunami of the SARS-Cov-2 pandemic.** 2020:1-2.
47. Demartini B, Nisticò V, D'Agostino A, Priori A, Gambini O: **Early Psychiatric Impact of COVID-19 Pandemic on the General Population and Healthcare Workers in Italy: A Preliminary Study.** *Frontiers in psychiatry* 2020, **11**:561345.
48. Mazza MG, De Lorenzo R, Conte C, Poletti S, Vai B, Bollettini I, Melloni EMT, Furlan R, Ciceri F, Rovere-Querini P *et al*: **Anxiety and depression in COVID-19 survivors: Role of inflammatory and clinical predictors.** *Brain, behavior, and immunity* 2020, **89**:594-600.
49. Irwin MR, Olmstead R, Carrillo C, Sadeghi N, Fitzgerald JD, Ranganath VK, Nicassio PM: **Sleep loss exacerbates fatigue, depression, and pain in rheumatoid arthritis.** *Sleep* 2012, **35**(4):537-543.
50. Rosekind MR, Gregory KB, Mallis MM, Brandt SL, Seal B, Lerner D: **The cost of poor sleep: workplace productivity loss and associated costs.** *Journal of occupational and environmental medicine* 2010, **52**(1):91-98.

Figures

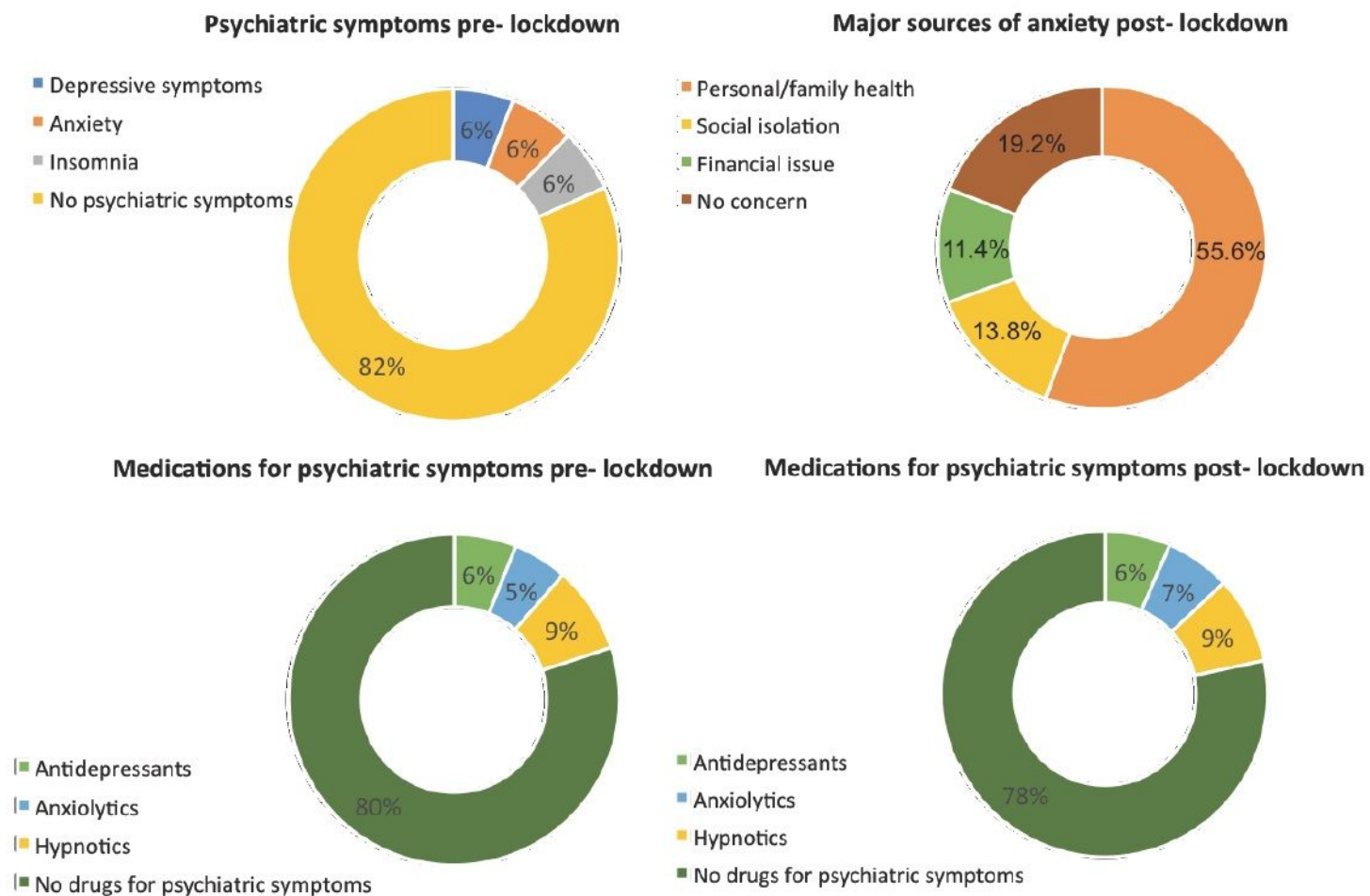


Figure 1

Self-reported major sources of anxiety pre- and post-lockdown period among 507 patients with rheumatic diseases.

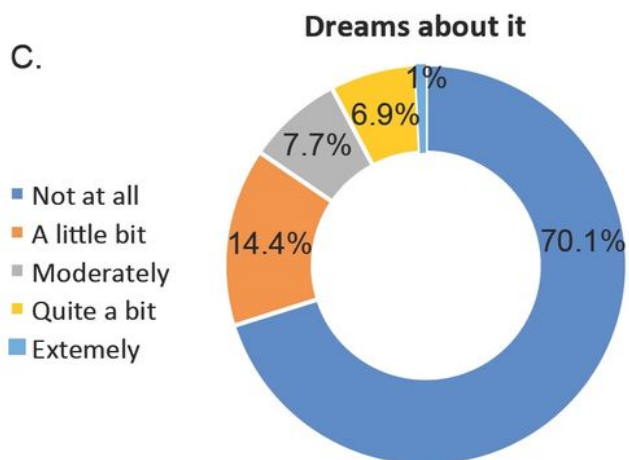
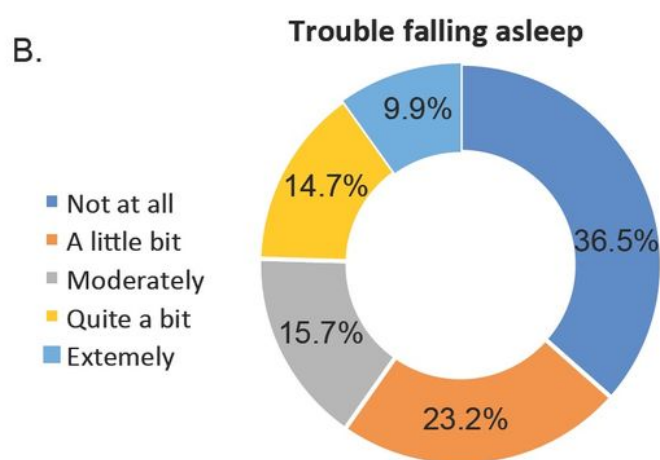
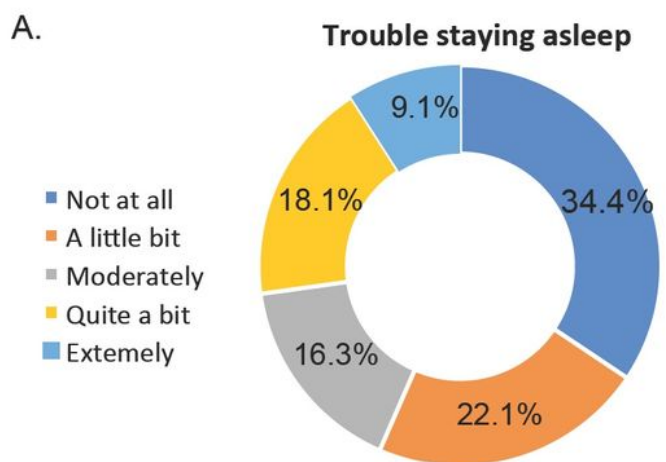


Figure 2

Self-reported sleep disorders after COVID-19 lockdown period by patients with inflammatory arthritis: (A) trouble staying asleep, (B) trouble falling asleep, and (C) dreams about the pandemic.

Supplementary Files

This is a list of supplementary files associated with this preprint. Click to download.

- [Supplementarymaterial4421.docx](#)