

# Enhancement of Photo-bromination of Phenol by Anthraquinone-2-sulphonate and Benzophenone: Implication for Photo-production of Organic Brominated Compounds by Dissolved Organic Matter in Marine Environment

Hui Liu (✉ [liuhui@dlmu.edu.cn](mailto:liuhui@dlmu.edu.cn))

Dalian Maritime University <https://orcid.org/0000-0001-8991-9192>

Xiaojun Qiu

Dalian Maritime University

Xiaomei Zhu

Dalian Maritime University

Bing Sun

Dalian Maritime University

Xiaoxing Zhang

Dalian Maritime University

---

## Research Article

**Keywords:** anthraquinone-2-sulphonate, benzophenone, photobromination, 3DOM\*

**Posted Date:** March 30th, 2021

**DOI:** <https://doi.org/10.21203/rs.3.rs-315863/v1>

**License:**   This work is licensed under a Creative Commons Attribution 4.0 International License.

[Read Full License](#)

---

# Abstract

Organobromine compounds are of great ecological risks due to their high toxicity on organisms. Photochemical halogenation reaction may represent an important natural formation process of natural organobromine compounds in marine environment. Here we reported the enhanced formation of bromophenols from phenol by sunlit anthraquinone-2-sulphonate (AQ2S) and benzophenone (BP) in aqueous bromide solutions. Quinones and aromatic ketones are ubiquitous components of dissolved organic matter (DOM) in surface waters, and AQ2S and BP were adopted here as proxies of DOM. Bromophenols' formation increased with the increasing of the concentrations of AQ2S and BP, and the promotion effect was in the order AQ2S > BP, indicating that sunlit DOM plays an important role for the formation of reactive bromine species. Chloride was found to promote the formation of bromophenols obviously, suggesting a possible role of the mixed reactive halogen species. Finally, the natural DOM from Suwannee River was found to enhance photobromination at a low concentration ( $1 \text{ mg L}^{-1}$ ) in aqueous bromide solution. Our results demonstrated the importance of reactive halogen species generation from sunlit DOM, which possibly contributes to the abiotic source of organohalogen compounds in marine environment.

## Introduction

Halogenated compounds, such as halophenols, are usually environmentally harmful, with a potential to act as or transfer to persistent organic pollutants. In recent years, more and more attention has been paid to the natural formation of halogenated organic compounds in marine environment, especially the photochemical synthesis of organobromine compounds, such as polybrominated diphenyl ether, bromophenols and brominated alkanes (Tamtam and Chiron 2012; Hao et al. 2017; Liu et al. 2020). One reason is that organobromine compounds can be produced through both natural biotic and abiotic processes in marine environment, which plays an important role in the biogeochemical cycling of bromine (Gribble 2003; Méndez-Díaz et al. 2014). More importantly, organobromine compounds can potentially cause more serious adverse health effects, due to their higher cytotoxicity and genotoxicity as compared to their chlorinated analogues (Komaki et al. 2009).

The photochemical formation of organobromine compounds is started by the production of brominated agents, involving radical and non-radical reactive bromine species (RBS), upon photolysis of bromide in the presence of some oxidants or photocatalysts (Calza et al. 2008; Tamtam and Chiron 2012; Hao et al. 2018). A potentially important source of RBS in aqueous solutions is dissolved organic matter (DOM). Absorption of sunlight by DOM leads to the generation of excited triplet states of dissolved organic matter ( $^3\text{DOM}^*$ ) and reactive oxygen species (ROS) including  $^{\bullet}\text{OH}$  (Dong and Rosario-Ortiz 2012). Bromide ions are the predominant sink of  $^{\bullet}\text{OH}$  in seawater, with scavenging rate  $\sim 93\%$ , resulting in the corresponding reactive halogen species (RHS) (Mopper and Zhou 1990, Parker and Mitch 2016). In addition, direct halide oxidation by  $^3\text{DOM}^*$ , previously demonstrated using model triplet sensitizers, provides a seawater-specific,  $^{\bullet}\text{OH}$ -independent RHS production pathway (Canonica et al. 2000; Brigante et

al. 2014), which could increase overall RHS generation rates. The steady-state concentration of RHS ( $[RHS]_{SS}$ ) was estimated to be  $2 \times 10^{-14}$  M (Parker and Mitch, 2016), which was about  $10^3$  times higher than  $[^{\bullet}OH]_{SS}$ . Furthermore, RHS was found to react rapidly with olefinic, aromatic and organosulfur compounds (Zhang and Parker, 2018). However, the role of the resultant RHS in marine environment has not received much attention yet.

As we know, properties of  $^3DOM^*$  are clearly different for various structures and sources of DOM (Kristopher and Silvio 2016). The question whether  $^3DOM^*$  can oxidize halide ions depends on its standard reduction potential. The averaged reduction potential obtained in different studies of terrestrial and freshwater DOM reference standards is estimated to be centered near  $1.64 V_{NHE}$  (McNeill and Canonica 2016) and about  $1.6 \sim 1.8 V_{NHE}$  (Parker and Mitch 2016). The estimated one-electron reduction potentials of the halogens  $E_{X^{\bullet}/X^-}$  are  $1.37 \sim 2.59 V_{NHE}$  in water, where  $X = Cl, Br$  or  $I$  (Isse et al. 2011). These values are about  $0.4 \sim 0.5 V_{NHE}$  lower in polar organic solvents, which is an important consideration because DOM exists as supermolecular aggregates and colloids where the electric field in the vicinity of the chromophoric site may be somewhere in between water and polar organic solvents (Yang and Pignatello 2017). Therefore, bromide and iodide and possibly chloride, are potentially susceptible to one-electron oxidation by  $^3DOM^*$ . Studies have demonstrated that photochemical transformation of pollutants with DOM in seawater resulted halogenated derivatives. Tamtam and Chiron (2012) showed that salicylic acid can undergo bromination reaction in sunlit seawater. Hao et al. (2017) found that bromide is oxidized/reduced by the DOM to form RHS, which then reacts with DOM to form brominated and iodinated DOM. However, due to the complexity of DOM, it is still unclear that what kind structure of DOM can efficiently lead to RHS formation.

In this study, anthraquinone-2-sulphonate (AQ2S) and benzophenone (BP) were selected as two DOM sample models to illustrate the ability of quinones- and aromatic ketones-like components to generate RHS. It is highly possible that quinone and aromatic ketone structures exist in natural water, since they could be formed through the partial oxidation of lignin precursors (Sharpless and Blough, 2014). Moreover, quinones and aromatic ketones are often representative of the coloured moieties of natural DOM (Cory and McKnight 2005; Maddigapu et al. 2010). The formation of bromophenols from phenol in the presence of AQ2S or BP was studied in bromide solutions under the irradiation of the simulated sunlight, and the influence of natural organic matter from Suwannee River (SRNOM) on bromophenols' formation was also assessed in this work.

## Materials And Methods

### 2.1 Standards and reagents

Phenol, 2-bromophenol, 4-bromophenol, AQ2S and BP were purchased from Sigma-Aldrich, and 2-hydroxy-5-chlorobiphenyl was purchased from AccuStandard. SRNOM was obtained from International Humic Substances Society (IHSS, Darmstadt, Germany). The UV-vis spectra of AQ2S, BP and SRNOM

were in Fig. S1. All other chemicals were reagent grade and used as received. Ultrapure water was obtained with a Millipore water purification water unit for preparing all aqueous solutions.

## 2.2 Photochemical experiments

The photochemical experiments were conducted in the simulated sunlight source (Phchem III, Beijing Newbit Technology Co., Ltd) which contains a 500 W xenon arc lamp and filters to cut off the light with wavelengths below 290 nm, and the light intensity of the solar simulator was 15 mW cm<sup>-2</sup>. Aqueous samples (100 mL) were held in quartz tubes and cooled by a fan during irradiation; the dark control tubes wrapped in Al foil were also placed in the solar simulator. Two parallel samples were set up in experiments.

## 2.3 Chemical analysis

The amounts of bromophenols were extracted by dichloromethane and then analyzed by gas chromatography mass spectrometry (Agilent 7890 GC and 5975C MSD) using 2-hydroxy-5-chlorobiphenyl as the internal standard. The details are in Text S1 of the supporting information.

# Results And Discussion

## 3.1 Photobromination of phenol in bromide solutions

Phenol's bromination was first studied in aqueous bromide solutions. The concentration of bromide, [Br<sup>-</sup>], in seawater is at an average concentration of 0.8 mmol L<sup>-1</sup>, while it can be enriched in the sea-spray aerosols due to the evaporation of water and can reach dozens of mmol L<sup>-1</sup> (Edebeli et al. 2019). Considering the wide [Br<sup>-</sup>] range in marine environment and the analytical convenience, [Br<sup>-</sup>] adopted in this work was ranged from 0.8 to 80 mmol L<sup>-1</sup>. Fig. 1 shows that ~10 ng L<sup>-1</sup> bromophenols was generated with 8 mmol L<sup>-1</sup> Br<sup>-</sup>, whereas no detectable bromophenols was formed in dark within 8 h. The formation of bromophenols was obviously enhanced with the increasing of [Br<sup>-</sup>], with bromophenols concentration reaching ~21 ngL<sup>-1</sup> in the presence of 80 mmol L<sup>-1</sup> Br<sup>-</sup>.

The production of bromophenols in aqueous systems has be supposed to occur mainly via bromine radicals (Br<sub>2</sub><sup>••</sup> / Br<sup>•</sup>) (De Laurentiis et al. 2012; Liu et al. 2018). One formation path of bromine radicals is by oxidation of •OH (eqs. 1-3, *k<sub>f</sub>* and *k<sub>b</sub>* represent the forward and backward rate constant, respectively, and the unit of *k* is M<sup>-1</sup>s<sup>-1</sup>) (Zhang and Parker 2018).



Phenol bromination takes place in two steps, involving a phenoxyl radical formation and bromine radical substitution reaction (eqs. 4 and 5) (Vione et al. 2008). High concentration of bromide helped for  $\text{Br}_2^{\cdot-}$  formation, consequently led to more generation of bromophenols.



In the reaction system of this work,  $\cdot\text{OH}$  could be originated from the photolysis of phenol. Jiang et al. (2020) have demonstrated that photolysis of phenolic compounds resulted free radicals including  $\cdot\text{OH}$  based on the electron paramagnetic resonance investigation. The formation path of  $\cdot\text{OH}$  from phenol was shown in Fig. S2.

### 3.2 Effect of AQ2S and BP on the photobromination of phenol

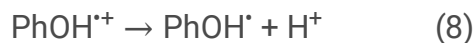
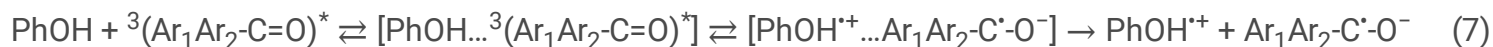
Fig. 2 reports the time evolutions of 2-bromophenol (A) and 4-bromophenol (B) upon irradiation of 2 mg  $\text{L}^{-1}$  phenol in the presence of 1 and 10  $\mu\text{mol L}^{-1}$  AQ2S or BP. AQ2S and BP considerably enhanced the photobromination of phenol, and the concentrations of bromophenols increased with increasing of [AQ2S] and [BP] obviously. The promotion effect of AQ2S was more significant than BP, bromophenols reached 110~150  $\text{ng L}^{-1}$  in the presence of 10  $\mu\text{mol L}^{-1}$  AQ2S, which was about twice of that in the presence of 10  $\mu\text{mol L}^{-1}$  BP. Phenol removal was ~ 5% within 8 h irradiation (Fig. S3), and the convert rate of phenol to bromophenols with BP or AQ2S was  $\sim 10^{-3}$ . It is not high but may be of significance, for the universal coexistence of DOM and bromides in marine environment.

Apart from oxidation by  $\cdot\text{OH}$ , triplet state of aromatic ketones and quinones can oxidize bromide to  $\text{Br}_2^{\cdot-}$  as well (Yang and Pignatello 2017). Brigante et al. (2014) and De Laurentiis et al. (2012) previously showed the possibility of sensitized photochemical production of dihalogen radical anions  $\text{Cl}_2^{\cdot-}$  and  $\text{Br}_2^{\cdot-}$  from  $\text{Cl}^-$  and  $\text{Br}^-$ , using AQ2S as a sensitizer. Jammoul et al. (2009) found that the triplet excited state of benzophenone can oxidize bromide ions to  $\text{Br}_2^{\cdot-}$ . The oxidation of bromide by excited triplet state ( $^3\text{S}$ ) of aromatic ketones and quinones is considered to via charge-transfer interactions, and can be confined to the reduction potential of  $^3\text{S}$ . Excited triplet state of AQ2S ( $^3\text{AQ2S}^*$ ) is a powerful oxidant ( $E_{3\text{S}/\text{S}} = 2.28 \text{ V}_{\text{NHE}}$ ), and aromatic ketones possess triplet state reduction potentials of 1.10~1.69  $\text{V}_{\text{NHE}}$  (McNeill and Canonica 2016). Therefore, it is reasonable to propose that  $^3\text{AQ2S}^*$  and  $^3\text{BP}^*$  could oxidize  $\text{Br}^-$  to  $\text{Br}_2^{\cdot-}$  (eq. 6).



In addition,  $^3\text{AQ2S}^*$  and  $^3\text{BP}^*$  can oxidize phenol via an electron transfer reaction, forming phenoxyl radical, which is also an important process for bromophenol generation. Jammoul et al. (2009) have demonstrated that the quenching of triplet state of benzophenone,  $^3(\text{Ar}_1\text{Ar}_2\text{-C=O})^*$ , with phenol occurred

by electron transfer. The electron transfer reaction is usually described by a mechanism involving (i) formation of a precursor complex,  $[\text{PhOH} \cdots {}^3(\text{Ar}_1\text{Ar}_2\text{-C=O})^*]$ , (ii) electron transfer to form a charge transfer (CT) complex,  $[\text{PhOH}^{+\bullet} \cdots \text{Ar}_1\text{Ar}_2\text{-C}^{\bullet}\text{-O}^-]$ , and (iii) separation of the oxidized donor and reduced acceptor, yielding a protonated phenoxyl radical ( $\text{PhOH}^{+\bullet}$ ) and a deprotonated ketyl radical ( $\text{Ar}_1\text{Ar}_2\text{-C}^{\bullet}\text{-O}^-$ ), eq 7.  $\text{PhOH}^{+\bullet}$  is a strong acid with  $pK_a$  of -2.0 (Canonica et al. 2000), and is liable to give out one proton forming phenoxy radical (eq. 8).



The rate constants for eq. 6 and eq.7 follows the order AQ2S > BP, which is consistent with the order of their reduction potential. The reduction potentials,  $E_{3S/S\cdot}$ , for BP and AQ2S are 1.67  $V_{\text{NHE}}$  and 2.28  $V_{\text{NHE}}$ , respectively. Therefore, the promotion effect of AQ2S on phenol bromination was more obvious than that of BP.

In addition, although there ensued a long-lasting controversy about the possibility for excited AQ2S to generate  $\cdot\text{OH}$  upon oxidation of water, some studies have indicated the possibility that free  $\cdot\text{OH}$  was being formed with significant amounts (Alegía et al. 1999; Maurino et al. 2008). Therefore, AQ2S promoted phenol bromination via generating  $\cdot\text{OH}$  as well as  ${}^3\text{AQ2S}^*$ , which are helpful for bromine radicals and phenoxyl radical production.

### 3.3 Effect of bromide and chloride concentrations

Formation of bromophenols in the presence of 10  $\mu\text{mol L}^{-1}$  BP or AQ2S with different concentration of bromide is shown in Fig. 3. It is clear that bromophenols increased obviously with  $[\text{Br}^-]$  ranging from 0.8 to 80  $\text{mmol L}^{-1}$ . Take 2-bromophenols for example, [2-bromophenol] was around 10, 35 and 65  $\text{ng L}^{-1}$  in the presence of BP, while it was about 13, 85 and 110  $\text{ng L}^{-1}$  in the presence of AQ2S, with  $[\text{Br}^-]$  ranging from 0.8 to 80  $\text{mmol L}^{-1}$ .

Bromine radical was the dominant precursor for the formation of bromophenols. According to the model proposed by Loeff et al. (1993), halide reacts with the triplet excited state ( ${}^3\text{S}$ ) to form a charge-transfer binary exciplex,  ${}^3(\text{S}^{\bullet-} - \text{X}^{\bullet})$ , and ternary exciplex,  ${}^3(\text{S}^{\bullet-} - \text{Br}^{\bullet} - \text{Br}^-)$ , both of which can decay to the ground state or dissociate to the radical pairs, as shown in Fig. S4. The ternary exciplex has a lower tendency than the binary exciplex to decay to the ground state since it has weaker spin-orbit coupling of the incipient radical. Consequently, ternary exciplex dissociates to the radical products,  $\text{Br}_2^{\bullet-}$ , more favorably than the binary exciplex. High concentrations of halide could favor ternary exciplex formation, thus increase the generation of bromophenols.

Considering chloride is the main anion in seawater, the effect of chloride on phenol bromination was studied next. Fig. 4 shows addition of 0.5  $\text{mol L}^{-1}$  chloride enhanced the formation of bromophenols

obviously, especially in the presence of AQ2S (Fig. 4C and D). As mentioned above, high concentration of chloride helped to generate ternary exciplex,  $^3(\text{S}^{\bullet-} - \text{Br}^{\bullet} - \text{Cl}^-)$ , which then formed the mixed dihalogen radical anion,  $\text{BrCl}^{\bullet-}$ . Subsequently,  $\text{BrCl}^{\bullet-}$  reacted with  $\text{Br}^-$  to produce  $\text{Br}_2^{\bullet-}$  (eq. 9). On the other hand,  $^{\bullet}\text{OH}$  can oxidize  $\text{X}^-$  to produce reactive radical species,  $\text{X}^{\bullet}/\text{X}_2^{\bullet-}$ , through  $\text{HXO}^{\bullet-}$ , where  $\text{X}=\text{Br}, \text{Cl}$  (Zhang and Parker 2018; Dong et al. 2020). Although  $\text{Cl}^-$  is an ineffective  $^{\bullet}\text{OH}$  scavenger since the intermediate  $\text{HClO}^{\bullet-}$  primarily reverts to  $^{\bullet}\text{OH}$  and  $\text{Cl}^-$  not to  $\text{Cl}^{\bullet}$  (eq. 10),  $\text{HClO}^{\bullet-}$  is liable to react with  $\text{Br}^-$  to form  $\text{BrCl}^{\bullet-}$  (eq. 11). Reactions related to  $\text{BrCl}^{\bullet-}$  are expected to be predominant in marine environment, since bromide is susceptible oxidized while chloride is abundant. Consequently, chloride enhanced bromophenols production due to the generation of  $\text{BrCl}^{\bullet-}$  and the subsequent formation of  $\text{Br}_2^{\bullet-}$ .


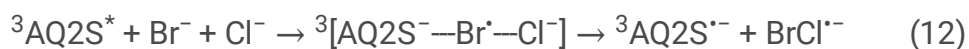


Fig. 4 C and D shows that bromophenols' concentration in the presence of AQ2S reached approximate 5000~10000 ng L<sup>-1</sup> after adding chloride, which was almost 100 times higher than that without chloride. Brigante et al. (2014) have demonstrated that  $^3\text{AQ2S}^*$  could oxidize chloride to generate chlorine radical.  $E_{3\text{S}/\text{S}^-}$  of AQ2S is 2.28 V<sub>NHE</sub>, thus it can oxidize  $\text{Cl}^-$  and  $\text{Br}^-$  to generate mixed-halogen radical,  $\text{BrCl}^{\bullet-}$  (eq. 12) and subsequently generate  $\text{Br}_2^{\bullet-}$  (eq. 9) (Zhang and Parker 2018). Therefore, the promotion effect of chloride on the bromophenols' formation was really significant with AQ2S. In contrast, the promotion effect of chloride in the presence of BP was not so obvious (Fig. 4 A and B), which should be attributed to the lower oxidizing ability of  $^3\text{BP}^*$ . Although no data are available for the reduction potential of  $\text{BrCl}^{\bullet-}$ , it is typically assumed to present reduction potential between or similar to  $\text{Br}_2^{\bullet-}$  ( $E_{\text{Br}_2^{\bullet-}/\text{Br}^-} = 1.63 \text{ V}_{\text{NHE}}$ ) and  $\text{Cl}_2^{\bullet-}$  ( $E_{\text{Cl}_2^{\bullet-}/\text{Cl}^-} = 2.20 \text{ V}_{\text{NHE}}$ ).  $E_{3\text{S}/\text{S}^-}$  for BP is 1.67 V<sub>NHE</sub>, so  $^3\text{BP}^*$  did not efficiently produce  $\text{BrCl}^{\bullet-}$ , consequently the promotion effect of chloride in the presence of BP was much lower than that of AQ2S.

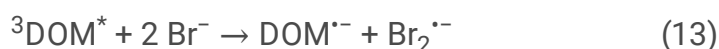


It is noticeable that the concentrations of 4-bromophenol were higher than 2-bromophenol in almost all cases, especially in Fig. 4C and D. The similar result has been observed by Vione et al (2008), which was attributed to the higher formation rate of 4-bromophenol compared to 2-bromophenol. The higher formation rate of the para isomer as compared to the ortho isomer might be explained by a lower steric hindrance at the para position, which is more distant from the oxygen atom, that could allow easier addition of the bulky Br atom to the aromatic ring (Vione et al. 2008). In addition, Zakon et al. (2013) found that 4-bromophenol degraded much slower than 2-bromophenol during photolysis. Consequently, 4-bromophenol was easier to be accumulated in the solutions.

### 3.4 Formation of bromophenols in the presence of SRNOM

The effects of SRNOM on phenol bromination were shown in Fig. 5. Bromophenols reached more than 30 ng L<sup>-1</sup> with 1 mg L<sup>-1</sup> SRNOM, which was about three times of that without DOM, indicating that SRNOM enhanced bromophenols formation. However, when SRNOM increased to 5 mg L<sup>-1</sup>, bromophenols decreased, which could be attributed to the competitive consumption of RBS by DOM forming halogenated DOM or light shielding effect (Hao et al. 2017; Dong et al. 2020).

Irradiation of DOM with solar light generates <sup>3</sup>DOM\* and <sup>•</sup>OH, which both act as oxidants to oxidize halide ions. The photogeneration of bromine radicals in marine environment can take place upon bromide photooxidation of <sup>•</sup>OH (reaction 1~3) and <sup>3</sup>DOM\* (eq. 13 and 14). Although ClBr<sup>•-</sup> is predicted to be the dominant RHS formed initially via halide oxidation by <sup>3</sup>DOM\* in seawater, Parker and Mitch et al. (2016) found that Br<sub>2</sub><sup>•-</sup> concentrations may exceed those of ClBr<sup>•-</sup> by ~2.5-fold, because the dominance of Br<sub>2</sub><sup>•-</sup> arises from further reactions of ClBr<sup>•-</sup> (e.g., with Br<sup>-</sup>). Therefore, ClBr<sup>•-</sup> was an important intermediate for bromination reaction.



As far as eq. 13 and 14 are concerned, it is decided that the halogen radicals generation depends on the oxidation capability of <sup>3</sup>DOM\* which is determined by DOM structure. Although the relationship between the oxidation capability and the structure of DOM needs further investigation, it is undeniable that organic compounds with quinone and aromatic ketone structure can accelerate the bromination reaction. As we know, river DOM mainly contains humic- or fulvic-like components while marine DOM mainly contains protein- or amino acid-like component, whereas river DOM exists in estuarine and coastal aqueous environment due to the mixture of river and sea water. Nevertheless, this result justified the enhancement of DOM for the photochemical bromination reaction in the saline water that is relevant to the marine environment.

Although this research focused on aqueous conditions, RHS formation from direct halide oxidation by <sup>3</sup>DOM\* likely also applies to marine aerosols, where halide concentrations can exceed those in seawater (Finlayson-Pitts 2003). Since non-radical dihalogen species form as products of radical RHS reactions, e.g., 2 ClBr<sup>•-</sup> → ClBr + Br<sup>-</sup> + Cl<sup>-</sup>, this pathway may contribute to the release of halogens to the atmosphere, with implications for tropospheric ozone degradation.

## Conclusion

Here it was shown that AQ2S and BP enhanced the photochemical bromination of phenol, with the promotion effects of AQ2S > BP. These results indicated that DOM with quinone and aromatic ketone structures could promote photochemical bromination reaction. Chloride obviously promoted the formation of bromophenols, suggesting an important role of the mixed reactive halogen species. These



results demonstrated the importance of direct halide oxidation of  $^3\text{DOM}^*$  for RHS generation in marine environment.

## Declarations

### Conflicts of interest

There are no conflicts to declare.

### Funding

This study was supported by the National Natural Science Foundation of China (No. 41576111, 11975063), and Fundamental Research Funds for the Central Universities (No. 3132020144).

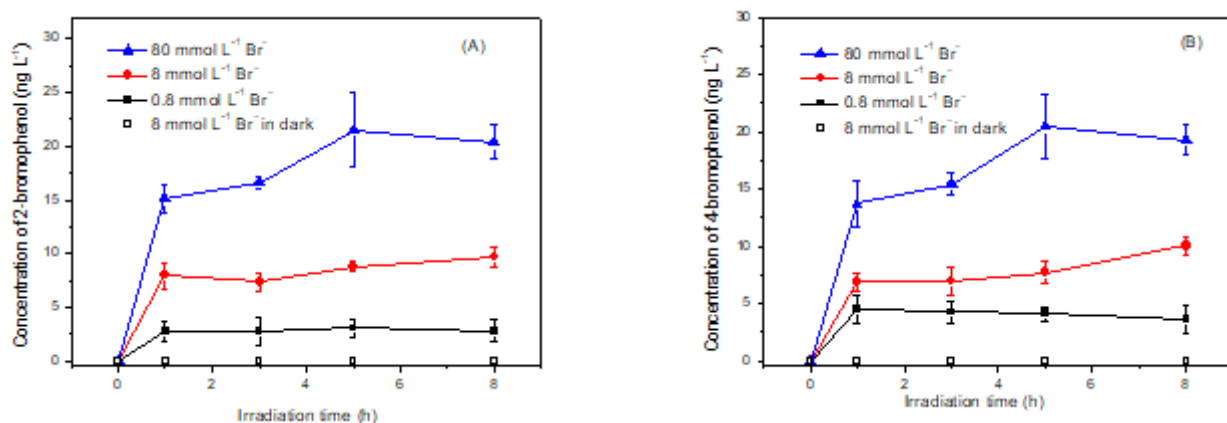
## References

1. Alegría AE, Ferrer A, Santiago G et al (1999) Photochemistry of water-soluble quinones. Production of the hydroxyl radical, singlet oxygen and the superoxide ion. *J Photochem Photobiol A:Chem* 127:57–65
2. Brigante M, Minella M, Mailhot G et al (2014) Formation and reactivity of the dichloride radical ( $\text{Cl}_2^-$ ) in surface waters: a modelling approach. *Chemosphere* 95:464–469
3. Calza P, Massolino C, Pelizzetti E et al (2008) Solar driven production of toxic halogenated and nitroaromatic compounds in natural seawater. *Sci Total Environ* 398:196–202
4. Canonica S, Hellrung B, Wirz J (2000) Oxidation of phenols by triplet aromatic ketones in aqueous solution. *J Phys Chem A* 104:1226–1232
5. Cory RM, McKnight DM (2005) Fluorescence spectroscopy reveals ubiquitous presence of oxidized and reduced quinones in dissolved organic matter. *Environ Sci Technol* 39:8142–8149
6. De Laurentiis E, Minella M, Maurino V et al (2012) Assessing the occurrence of the dibromide radical ( $\text{Br}_2^-$ ) in natural waters: Measures of triplet-sensitised formation, reactivity, and modelling. *Sci Total Environ* 439:299–306
7. Dong MM, Rosario-Ortiz FL (2012) Photochemical formation of hydroxyl radical from effluent organic matter. *Environ Sci Technol* 46:3788–3794
8. Dong YX, Peng WY, Liu YJ et al (2020) Photochemical origin of reactive radicals and halogenated organic substances in natural waters: A review. *J Hazard Mater* 401:123884
9. Edebeli J, Ammann M, Bartels-Rausch T (2019) Microphysics of the aqueous bulk counters the water activity driven rate acceleration of bromide oxidation by ozone from 289–245 K. *Environ Sci-Proc Impacts* 21:63–73
10. Finlayson-Pitts BJ (2003) The tropospheric chemistry of sea salt: A molecular-level view of the chemistry of NaCl and NaBr. *Chem Rev* 103:4801–4822

11. Gribble GW (2003) The diversity of naturally produced organohalogens. *Chemosphere* 52:289–297
12. Hao ZN, Yin YG, Cao D et al (2017) Probing and comparing the photobromination and photoiodination of dissolved organic matter by using ultra-high-resolution mass spectrometry. *Environ Sci Technol* 51: 5464–5472
13. Hao ZN, Wang J, Yin YG et al (2018) Abiotic formation of organoiodine compounds by manganese dioxide induced iodination of dissolved organic matter. *Environ Pollut* 236:672-679
14. Isse AA, Lin CY, Coote ML et al (2011) Estimation of standard reduction potentials of halogen atoms and alkyl halides. *J Phys Chem B* 115:678–684
15. Jammoul A, Dumas S, D’Anna B et al (2009) Photoinduced oxidation of sea salt halides by aromatic ketones: a source of halogenated radicals. *Atmos Chem Phys* 9:4229–4237
16. Jiang JQ, Zhao HX, Xia DM et al (2020) Formation of free radicals by direct photolysis of halogenated phenols (HPs) and effects of DOM: A case study on monobromophenols. *J Hazard Mater* 391: 122220
17. Komaki Y, Pals J, Wagner ED et al (2009) Mammalian cell DNA damage and repair kinetics of monohaloacetic acid drinking water disinfection byproducts. *Environ Sci Technol* 43:8437–8442
18. Kristopher M, Silvio C (2016). Triplet state dissolved organic matter in aquatic photochemistry: reaction mechanisms, substrate scope, and photophysical properties. *Environ Sci-Proc Impacts*, 18, 1381–1399.
19. Liu H, Tong T, Pu Y et al (2020) Methyl bromide production from dissolved organic matter under simulated sunlight irradiation and the important effect of ferric ions. *Environ Sci-Proc Impacts* 22:751-758
20. Liu YZ, Yang Y, Pang SY et al (2018) Mechanistic insight into suppression of bromate formation by dissolved organic matters in sulfate radical-based advanced oxidation processes. *Chem Eng J* 333:200–205
21. Loeff I, Rabani J, Treinin A et al (1993) Charge transfer and reactivity of  $n\pi^*$  and  $\pi\pi^*$  organic triplets, including anthraquinone-sulfonates, in interactions with inorganic anions: A comparative study based on classical Marcus theory. *J Am Chem Soc* 115:8933–8942
22. Maddigapu PR, Minero C, Maurino V et al (2010) Enhancement by anthraquinone-2-sulphonate of the photonitration of phenol by nitrite: Implication for the photoproduction of nitrogen dioxide by coloured dissolved organic matter in surface waters. *Chemosphere* 81:1401–1406
23. Maurino V, Borghesi D, Vione D et al (2008) Transformation of phenolic compounds upon UVA irradiation of anthraquinone-2-sulfonate. *Photoch Photobio Sci* 7:321–327
24. Méndez-Día JD, Simabuku KK, Ma J et al (2014) Sunlight-driven photochemical halogenation of dissolved organic matter in seawater: A natural abiotic source of organobromine and organoiodine. *Environ Sci Technol* 48:7418–7427
25. McNeill K, Canonica S (2016) Triplet state dissolved organic matter in aquatic photochemistry: reaction mechanisms, substrate scope, and photophysical properties. *Environmental Science. Proc Imp* 18:1381-1399

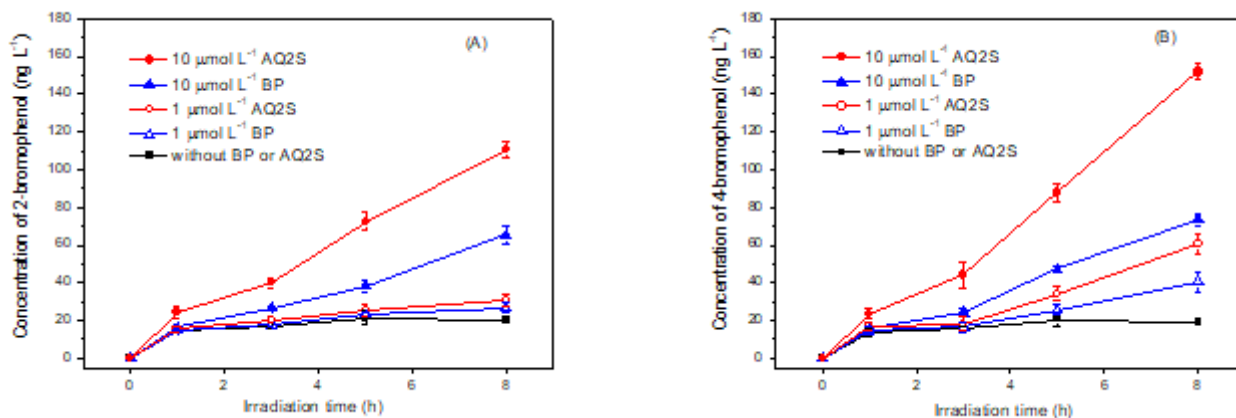
26. Mopper K, Zhou X (1990) Hydroxyl radical photoproduction in the sea and its potential impact on marine processes. *Science* 250:661–664
27. Parker KM, Mitch WA (2016) Halogen radicals contribute to photooxidation in coastal and estuarine waters. *P Natl Acad Sci USA* 113:5868–5873
28. Sharpless CM, Blough NV (2014) The importance of charge-transfer interactions in determining chromophoric dissolved organic matter (CDOM) optical and photochemical properties. *Environ Sci-Proc Imp* 16:654
29. Tamtam F, Chiron S (2012) New insight into photo-bromination processes in saline surface waters: The case of salicylic acid. *Sci Total Environ* 435–436, 345–350
30. Vione D, Maurino V, Man SC et al (2008) Formation of organobrominated compounds in the presence of bromide under simulated atmospheric aerosol conditions. *ChemSusChem* 1:197–204
31. Yang Y, Pignatello JJ (2017) Participation of the halogens in photochemical reactions in natural and treated Waters. *Molecules* 22:1684
32. Zakon Y, Halicz L, Gelman F (2013) Bromine and carbon isotope effects during photolysis of brominated phenols. *Environ Sci Technol* 47:14147–14153
33. Zhang K, Parker KM (2018) Halogen radical oxidants in natural and engineered aquatic systems. *Environ Sci Technol* 52:9579–9594

## Figures



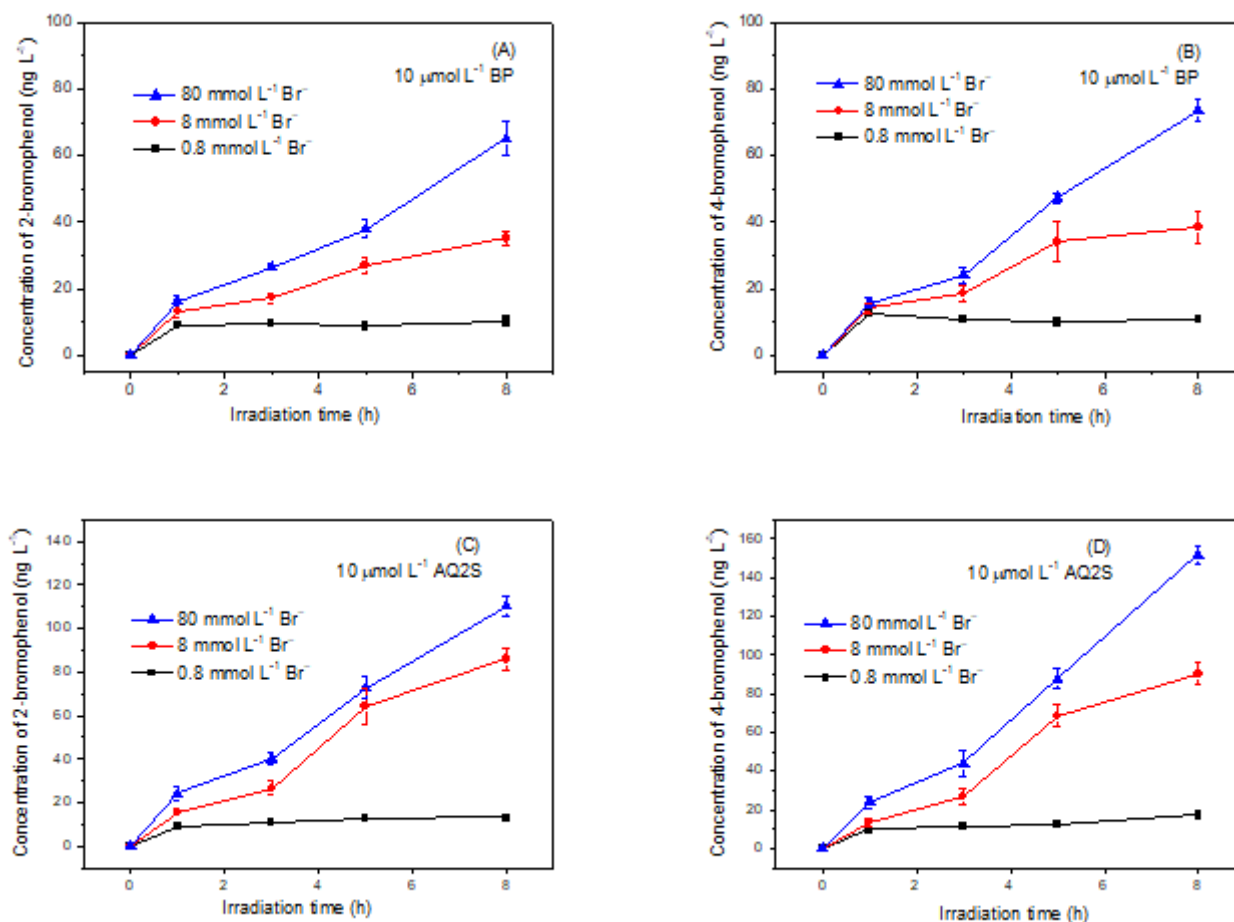
**Figure 1**

Effect of bromide concentration on the photochemical generation of 2-bromophenol (A) and 4-bromophenol (B) with 2 mg L<sup>-1</sup> phenol.



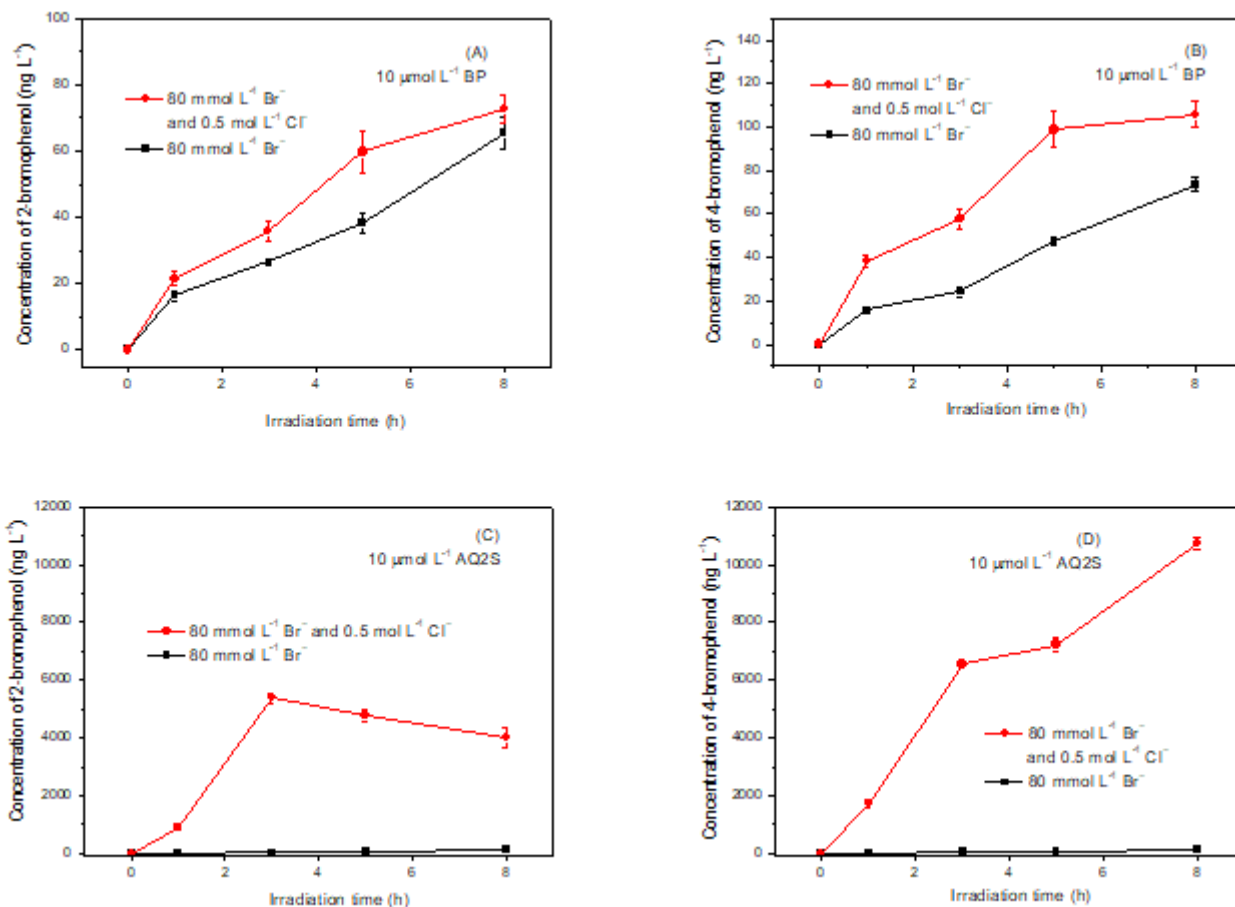
**Figure 2**

Effect of BP and AQ2S on the photochemical generation of 2-bromophenol (A) and 4-bromophenol (B) in the presence of 80 mmol L<sup>-1</sup> Br<sup>-</sup> and 2 mg L<sup>-1</sup> phenol.



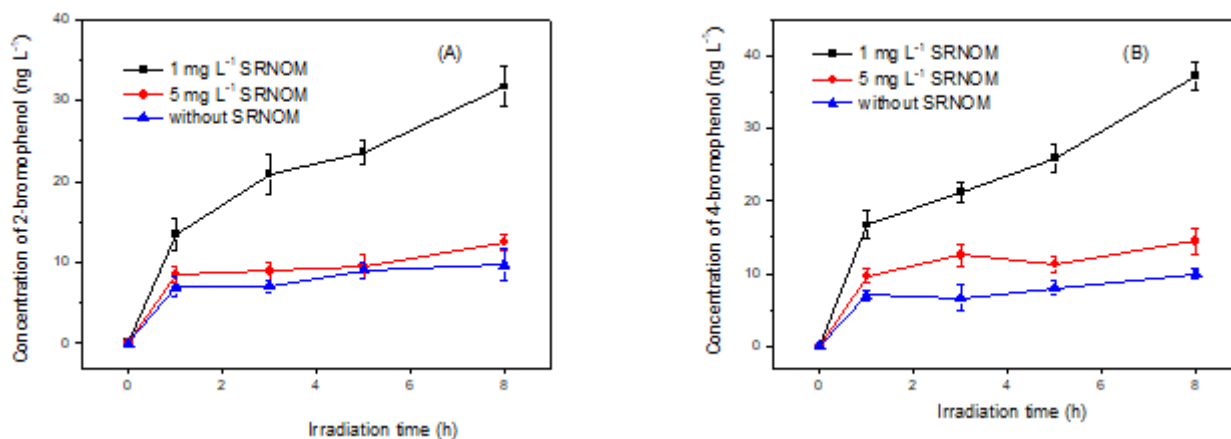
**Figure 3**

Effect of bromide concentration on the formation of 2-bromophenol (A, C) and 4-bromophenol (B, D) in the presence of 10  $\mu\text{mol L}^{-1}$  BP (A, B) and 10  $\mu\text{mol L}^{-1}$  AQ2S (C, D) and 2 mg L<sup>-1</sup> phenol.



**Figure 4**

Effect of chloride ions on the formation of 2-bromophenol (A, C) and 4-bromophenol (B, D) with 10  $\mu\text{mol L}^{-1}$  BP (A, B) or 10  $\mu\text{mol L}^{-1}$  AQ2S (C, D) in the presence of 2 mg L<sup>-1</sup> phenol.



**Figure 5**

Photochemical formation of 2-bromophenol (A) and 4-bromophenol (B) in the presence of SRNOM with 2 mg L<sup>-1</sup> phenol, 8 mmol L<sup>-1</sup> Br<sup>-</sup> and 0.5 mol L<sup>-1</sup> Cl<sup>-</sup>.

## Supplementary Files

This is a list of supplementary files associated with this preprint. Click to download.

- [supportinginformation.docx](#)