

Do virtual renal clinics improve access to kidney care? an impact evaluation of a virtual clinic in east London

Sally Ann Hull (✉ s.a.hull@qmul.ac.uk)

Queen Mary University of London <https://orcid.org/0000-0002-8691-7519>

Vian Rajabzadeh

Queen Mary University of London

Nicola Thomas

London South Bank University

Sec Hoong

Barts Health NHS Trust

Gavin Dreyer

Renal Unit, Barts Health NHS Trust

Helen Rainey

Renal Unit, Barts Health NHS Trust

Neil Ashman

Renal Unit, Barts Health NHS Trust

Research article

Keywords: CKD, primary care, virtual clinic

Posted Date: August 1st, 2019

DOI: <https://doi.org/10.21203/rs.2.12235/v1>

License: © ⓘ This work is licensed under a Creative Commons Attribution 4.0 International License.

[Read Full License](#)

Version of Record: A version of this preprint was published on January 10th, 2020. See the published version at <https://doi.org/10.1186/s12882-020-1682-6>.

Abstract

BACKGROUND Evidence from the UK national chronic kidney disease (CKD) audit, identifies deficits in the identification and management of CKD within primary care. Aligning the requirement of GPs for a responsive nephrology service, with the capacity of renal services and the need to prioritise patients with progressive disease requires a re-think of traditional models of care. Utilising the health data in the primary care electronic health record (EHR) to bridge the primary secondary divide is one way forward.

METHODS We describe a novel community kidney service based in the renal department at Barts Health NHS Trust and four clinical commissioning groups (CCGs) in east London. An impact evaluation of the changes in service delivery used quantitative data from the virtual CKD clinic and from the primary care electronic health records (EHR) of 166 participating practices. Survey and interview data from health professionals were used to explore changes to working practices.

RESULTS Analysis of the virtual clinic data shows a rapid rise in referrals. The majority (>80%) do not require a traditional face to face appointment but can be managed with advice to the referring clinician. The wait for a nephrology opinion fell from 64 to 5 days. The age adjusted referral rate was 2.5 per 1000 registered patients. Primary care clinicians expressed positive views including the rapid response to clinical queries, increased confidence in CKD management, improved access for patients unable to travel to clinic, and reported patient satisfaction. Nephrologists valued seeing the entire clinical record which improved clinical advice, but had concerns about the volume of referrals and changes to working practices.

CONCLUSIONS It is feasible to develop 'virtual' specialist services using shared access to the primary care EHR. Such services expand capacity to deliver timely advice based on a review of the entire EHR. To use both specialist and generalist expertise efficiently such services are best supported by community interventions which engage primary care clinicians in a data driven programme of service improvement.

Background

The estimated prevalence of Chronic Kidney Disease (CKD) stages 3-5 in the UK is 5-6% (1). Early identification of people with CKD in primary care, particularly among those with risk factors such as diabetes and hypertension, enables proactive management of blood pressure, cardiovascular risk and lifestyle factors with referral to specialist services where there is diagnostic uncertainty or evidence of progressive disease (2). There is some evidence that progression of CKD can be delayed by reduction of blood pressure (3) (4), and the high rates of cardiovascular risk associated with CKD can be reduced by blood pressure control and the use of statins (5).

Currently almost 70% of health and social care budgets are directed towards the care of people with long term conditions.(6) The NHS Long Term Plan, released in 2019, envisages efficiencies in the management of chronic diseases and major changes to the delivery of hospital outpatient care which is described as outdated and unsustainable. It endorses digitally-enabled primary and outpatient care, which '*will go mainstream across the NHS*', and '*will free up significant medical and nursing time*'.(7)

A number of UK studies describe a variety of virtual renal clinics which include alternatives to face to face consultations. Harnett et al describe discharge from a general nephrology clinic into virtual follow-up, with regular test monitoring organised by the hospital and communicated to the patient's GP.(8) Jones et al describe a shared primary-secondary care scheme with nephrologists monitoring the test data recorded in primary care. (9) Mark et al triaged less-complex referrals to virtual biochemical surveillance, and demonstrate the cost saving compared to routine clinic attendance.(10)

Other approaches which use structured test monitoring independent of clinic attendance include eGFR graph surveillance by laboratory staff, this is specifically designed to identify those with progressive CKD and encourage onward referral. (11)

In contrast with these schemes, which are run from hospital clinics, the east London community service includes dashboard data on every GP registered patient with biochemical evidence of CKD (3-5), not only those referred into renal clinics. It has an emphasis on upstream CKD management in primary care (blood pressure control and statin prescribing) with benefits for reducing the risk of cardiovascular disease associated with a declining eGFR. (12) The virtual clinic in this system, which includes all general nephrology referrals, aims to support the management of less-complex CKD within the framework of primary care management of long-term conditions, by providing timely advice, but restricting traditional clinic follow up to the smaller number of progressive cases which require more intensive specialist management.

Aims

- a) To describe the development of a virtual CKD clinic set within a community kidney service which integrates data across primary and secondary care, based on the concept of a *learning health system* – in which the data from every patient encounter is used for system development and better practice. (13)
- b) To evaluate the impact of the virtual CKD clinic on timely access to specialist advice, and on satisfaction with changes to service delivery by primary care clinicians and renal specialists.

Methods

Study design and setting

This observational study was set in east London primary care and the Renal Unit at Barts Health NHS Trust between 2015-2018. Barts Health NHS Trust is the sole tertiary renal provider for North-East London, reporting a high incident need for renal replacement services, with over 30% of patients with new end stage renal disease commencing dialysis in an unplanned manner, compared to 15.6% across the UK as a whole. (14)

All 130 GP practices in the three contiguous inner east London clinical commissioning groups (CCGs) all co-terminus with their London boroughs of City and Hackney, Newham and Tower Hamlets (total population 800,000) were involved in the first stage of the service change during 2016, with Waltham

Forest CCG joining in late 2017. In the 2011 UK Census, almost half of the population in each of these CCGs was recorded to be of non-white ethnic origin (15), and the English indices of deprivation 2015 show that all three inner east London localities fall in the lowest decile for social deprivation in England (16).

Theoretical stance

Many of the key strategies for change management described by Kotter (17) were reflected in planning the design and implementation of this programme. These include: building the case for change and forming a guiding coalition which includes both clinicians and managers, empowering others to act on the programme by the provision of education, comparative performance data and quality improvement (QI) tools, creating early wins for the programme and consolidating the new approach into work as usual to ensure sustainability.

Description of the east London community kidney service

The system wide changes to the delivery of the community kidney service had three components described below. This report focuses on the evaluation of the virtual CKD clinic.

1) *The virtual CKD clinic* supports electronic-only referrals from GPs for general nephrology advice into a weekly locality facing hospital clinic. Service development included the introduction of the EMIS Web platform (<https://www.emishealth.com/products/>) to the renal unit, and sign up by all practices to data sharing agreements to allow nephrologists to view the complete primary care electronic health record (EHR), with informed patient consent. This facilitates review of eGFR plots over time, proteinuria and all recorded investigations, examinations, medication history, co-morbidities, hospitalisations and other specialist in- and out-patient documents (<https://www.qmul.ac.uk/blizard/ceg/renal-health-service/>).

Following review of the notes, nephrologists record advice in their version of EMIS Web, which is immediately available to all clinicians in the practice. On average each virtual consultation took 20 minutes, equivalent to a new out patients (OPD) appointment. GPs are advised when the nephrologist has 'seen' their patient by an alert within the EMIS workflow module. The clinic has a short wait time with the aim of providing timely clinical advice for GPs. Nephrologists triage the minority of patients who require further investigation into traditional, face to face, general nephrology out-patient clinics. Each CCG community clinic has 2-3 named nephrologists, with the aim of building positive clinical relationships between GPs and hospital based specialists.

Each participating CCG agreed additional pilot funding to initiate these changes to the renal service. The ambition was to fund the service as a block contract based on the previous years' general nephrology activity, (excluding specialised dialysis, transplant, preparation for dialysis and glomerular/genetic clinics). Hence the Renal Unit carried the risk of growth in appointments and activity above baseline, with CCGs holding the risk of the service contracting traditional OPD activity and GPs providing more extended

management in primary care settings. In addition each CCG developed customised local enhanced services (activity additional to the GP core contract (18)) to build local engagement and promote best CKD management (treating blood pressure to target, use of statins for secondary CVD prevention and monitoring CKD progression.) Quarterly dashboards identified the number of patients with evidence of CKD, changes in practice performance in CKD coding and management, and were available to practices, commissioners and the renal department.

The first virtual CKD clinic for patients in Tower Hamlets, based at the Royal London Hospital within Barts Health NHS Trust, went live in January 2016. Roll out to Newham and City and Hackney took place six months later, and Waltham Forest joined the programme in late 2017.

The other elements of the community service included:

2) *A package of IT tools* which support practices to identify patients requiring diagnostic coding, improvements to blood pressure and cardiovascular management, and monthly practice alerts to identify patients with a falling estimated glomerular filtration rate (eGFR). The 'falling eGFR trigger tool' reports patients with an eGFR <60 who on serial testing experienced a decline in MDRD-measured eGFR of ≥ 10 ml/min. (19) Regular practice facilitation on clinical data management was offered routinely by the Clinical Effectiveness Group (CEG) to support this package (<https://www.qmul.ac.uk/blizard/ceg/>). Additional renal specific clinical facilitation, focussed on CKD management, was offered to practice teams in the lowest decile of CKD coding.

c) *Renal education*: updates and case discussions for general practitioners and practice nurses at CCG, cluster and practice events in all participating CCG, with specialist renal nurse-led patient education sessions for patients referred into the service. (20)

Data sources for evaluation of the virtual CKD clinic

Data on referrals, appointment numbers, cost and type (whether virtual, traditional general nephrology outpatient first or follow up attendance) and wait time were collected from the care records system (CRS) at Barts Health NHS Trust. This was supplemented by nephrology department data on transfers between virtual and traditional appointments, and on renal follow up of patients in the virtual clinics.

Anonymised data on practice coding and primary care management were collected on a quarterly basis through EMIS Web and collated into practice and CCG level dashboards.

Questionnaire survey data from Tower Hamlets GPs (the pilot locality for the virtual clinic service) was collected soon after the clinic went live. This data was enriched with interviews with GPs and nephrologists involved at the front line before the service had become 'work as normal'. These interviews with seven GPs, three nephrologist and one CEG facilitator were recorded and transcribed and a framework analysis approach to analysis was adopted. (21, 22) Two members of the research team reviewed the text to ensure trustworthiness of the data. The thematic analysis focussed on the perceived benefits and limitations of the new service. The survey questions and interview topic guide are shown in

Appendix 1.

All data were anonymised and managed according to UK NHS information governance requirements. Ethics approval was not required for this service evaluation, as all patient-level data are anonymised, and only aggregated patient data are reported in this study.

Results

In the four contiguous participating CCGs of Tower Hamlets, Newham, City & Hackney and Waltham Forest, with a GP registered population of 1.2 million people in 2017, there were 21,560 adults with biochemical evidence of CKD (stages 3-5) at the mid-point of the study.

The dashboard showing variation in CKD coding rates and primary care management of CKD across the four CCGs is shown in Table 1.

Table 1. East London CKD dashboard January 2017: 21,560 adults with biochemical evidence of CKD (stages 3-5), from four participating CCGs.

METRIC	CCG 1	CCG 2	CCG 3	CCG 4
1. Proportion of CKD cases coded	87%	80%	54%	49%
2. Proportion of CKD cases, with diabetes, coded	88%	83%	59%	60%
3. CKD with BP below 140/90	74%	71%	64%	55%
4. CKD and diabetes, with BP below 130/80	43%	39%	36%	31%
5. Adults with CKD on lipid lowering medication	80%	76%	73%	64%

The majority of practices engaged with the IT tools, and within the first year CKD coding rates improved, with the lowest coding CCG improving performance by 50%. (23)

Referrals to the virtual CKD clinic

From the start of the service all routine general nephrology referrals from GPs were processed through the virtual clinic. GPs were encouraged to refer anyone they would previously have sent to out-patients, and had local guidance which conformed to the 2014 NICE CKD guidelines. (2) The 'falling eGFR' trigger tool, run monthly in practices, also identified cases to be considered for referral, on average 10% of trigger tool cases were referred to the virtual clinic.

The average, annual referral rate was 2.5/1,000 registered patients as shown in the funnel plot (Figure 1). This demonstrates that 15% of practices fell outside the upper control limit for referrals, and four practices with a list size >9,000 made no referrals.

Clinic data

The average waiting time from GP referral to a first outpatient appointment in 2015 was 64 days. When the virtual clinic started the average time between GP referral and virtual clinic assessment fell to 4-6 days. The nephrology opinion can be viewed in the GP record on the day it is written, and a clinic notification is sent electronically to the practice within a few days.

Figure 2 shows the rapid take up of the virtual clinic with an unexpected threefold rise in appointments over the first two years of the service for all four CCGs combined. (Appendix 2 shows appointment details for each of the four participating CCGs). Over the two years following implementation the number of first general nephrology outpatient appointments has halved, and the number of follow-up appointments shows a steady decline. These changes have released general nephrology clinic appointments to be used for closer review of specialist and more complex cases.

Across the whole service nephrologists arrange an outpatient face-to-face review following just 12% of virtual appointments. Over 40% are discharged back to the GP, with up to 50% being tagged for a further specialist review in the virtual clinic (see Table 2)

Table 2. Outcomes of first virtual CKD clinic appointment: 2016-18

Outcomes of first virtual CKD appointment: showing variation across the four participating CCGs	
First referrals to vCKD during 2016-18	1,819
Discharge to GP	35% to 47%*
Face-to-face out-patient appointment	9% to 14%*
Review in the virtual clinic	40% to 56%*

**lowest and highest figures across the four CCGs*

It was also possible to measure the ‘*hidden work*’ associated with virtual clinics by observing the repeated virtual reviews done by nephrologists. More than 40% of initial referrals had a second virtual review, and

30% of these had a third review (Figure 3). The repeated review of virtual referrals was often linked to requests to GPs to arrange further investigations to facilitate a more complete assessment. This virtual review work made up approximately 50% of a virtual clinic session, and alongside the early surge in new referrals contributed to a perception of overload by nephrologists. This work was not transparently captured by routine hospital recording systems.

Survey and interview data

During the first year of the service a questionnaire was sent to all 68 GPs in Tower Hamlets who had used the virtual clinic. There were 28 (41%) responses, with 86% of responders reporting that it was very or quite easy to use the service and 96% being happy with the referral advice they received from the nephrologist (Figure 4). GPs reported that most patients were satisfied with the service although one quarter reported no feedback from patients. The overall value of the new kidney service was rated as 5/5 by 60% of respondents.

Key themes from the interviews:

Benefits for patients

Every GP interviewed said that all patients had readily consented to their records being shared, with many expressing surprise that this was not already happening:

"I think the system is great, and keeping people out of hospital is clearly a good thing."

Some GPs described how patients were now being referred when they had not been in the past:

"It is useful to get a bit of advice. In the past I would probably have not done anything to be honest....as they (the patients in the nursing home) were not fit enough to go up to hospital"

The timeliness of the referral was also considered important for patients.

"Having the nephrologists seeing people within one week is a great benefit."

Finally, a number of GPs spoke about how the new system was educating them in managing CKD in the future.

"The quality of the information coming back is good....I understand a bit more now about the tests."

Working relationships between primary and secondary care

Many GPs spoke of the improved relationship with secondary care, particularly in terms of better communication and improved continuity of care:

"We have never met these people (the nephrologists) but I feel I have a relationship with them now....you cannot underestimate that."

"The personal contact – I get the impression that there is better continuity as there is a named nephrologist."

Nephrologists reported that in the old system, some patients were referred but did not actually need to be seen, often there was no referral letter and up to half the time there were incomplete notes in clinic. Other challenges included the duplication of tests, not knowing the medication list, transport or language difficulties.

"What I was not doing was anything meaningful."

The referral process is now easier with quicker response times. The ability to see the full record, including all tests and correspondence allows a more in-depth case-review. From the nephrologists' perspective this can be challenging. Virtual reviews take about the same time as an outpatient slot, and for some there is a sense of regret as patient contact has diminished:

"The workload has surprised me.... It is a lot - I spend probably the same amount of time...10 new patients in 4 hours."

"You do miss the sense of the person...you don't have the same sense as if someone is sitting in front of you."

There was a new respect for each other's role. One said of the old system:

"There was no thought in my mind that I would discharge them back to the GP with an agreed common plan."

but now:

"That was a big mind shift for me, GPs and nephrologists don't often see each other's work of value."

The key messages are that patients are content to share their primary care record with nephrologists, so that management advice can be obtained without needing a visit to the hospital. The service provides timely advice back to GPs, who value the improved relationship with the nephrologists. One nephrologist concluded by saying:

“There’s a lot of kidney disease out there that we did not know anything about.”

Discussion

Main findings

Over a three year period this project developed a complex intervention to improve primary care management of CKD and provide timely access to specialist advice.

The introduction of this unique virtual CKD clinic, based on sharing full access to the primary care record, was followed by rapid take up of the service by local GPs across all four participating CCGs. Improved access to specialist advice also included disadvantaged groups, such as care home residents, for whom traditional OPD attendance poses most difficulties. Clinic barriers to effective assessment, such as lost notes, transport delays, language barriers and patient non-attendance simply disappeared. Time from GP referral to nephrology advice visible in the GP record fell from 64 to 6 days. Surveys identified high rates of satisfaction from GPs with ease of clinic use, the value of timely specialist advice and increased confidence in managing CKD. Nephrologists valued seeing the entire patient record, particularly the eGFR graph, but were more affected by changes to traditional working practices and the loss of patient contact. Virtual assessment took an equivalent time to a first outpatient appointment. Less than 15% of referrals required a face to face appointment, however 40-50% of referrals had at least one virtual follow up before discharge back to the GP. The service change was highly successful in providing an expansion in the capacity to assess patients with kidney disease and provided rapid access to traditional outpatient services for the small numbers who needed specialist investigation and follow up.

Strengths and limitations

A strength of this study is the application of this complex service change to whole health economies, rather than to selected practices. The first year of the project involved three CCGs which already had a well-developed working relationship with the Clinical Effectiveness Group and the primary care data management, practice comparisons and facilitation services they offer (24). Historically the clinicians and managers in these CCGs have been early adopters of clinical change of value to patients and the health economy. The project was slower to engage with the fourth CCG (Waltham Forest) where there was less experience of data sharing and system wide quality improvement work.

This was a pragmatic programme evaluation, recognising variation in the way the intervention was implemented in each of the four CCGs. Identifying contextual differences between CCGs in clinical leadership, in approach to implementing and incentivising change in their constituent practices is an essential consideration for the success of scaling up such interventions. Differences in context will help shape local perceptions of the value of change. In turn this may affect the implementation process and contribute to differences in speed of diffusion across differing geographical areas.

Implications for practice and future research

Changes to the traditional patterns of delivering care will involve a complex interaction between making the most effective use of data within the electronic health record (EHR) both in primary and secondary care, harnessing clinical leadership to develop novel care pathways, and utilising information technology to expand patient engagement in their healthcare. The Wachter report (25) pointed out that digitisation is only one part of a whole system of change and that: “*..implementing health IT is one of the most complex adaptive changes in the history of healthcare, and perhaps of any industry. Adaptive change involves substantial and long-lasting engagement between the leaders implementing the changes and the individuals on the front lines who are tasked with making them work.*”

The learning health system we describe has implications for changes to clinical practice on a national scale. Such interventions will require an IT infrastructure to deliver clinically useful near real-time dashboards for both GP practices and hospitals, and the facilitation needed to engage clinical teams in the effective use of IT tools for clinical quality improvement. They also require positive working relationships between managers and clinicians across primary and secondary care to enable the necessary engagement in data sharing for learning across the whole patient pathway.

Conclusions

The kidney service described here illustrates that is feasible to develop ‘virtual’ specialist services by sharing access to the complete primary care EHR. For such services to thrive they are best supported by community developments which engage primary care in a continuing process of service improvement to make best use of both specialist and generalist expertise. Replacing CKD hospital attendance with specialist review of the EHR appears acceptable to patients. However such encounters do not reduce the clinician time needed for decision making, and further work is needed to ensure that the outcomes for patients are commensurate with traditional services. This community service has lessons for the efficient delivery of kidney services nationally, and could be applied to the delivery of specialist clinics in other long term conditions.

List Of Abbreviations

CKD	chronic kidney disease
EHR	electronic health record
CCG	clinical commissioning group
GP	general practitioner
NHS	national health service
OPD	out patient department
EMIS	Egton Medical Information Systems

CVD	cardiovascular disease
eGFR	estimated glomerular filtration rate
CRS	care records system
CEG	clinical effectiveness group
IT	information technology

Declarations

Ethics approval and consent to participate

Ethical approval was not required for this service improvement evaluation. This is compliant with national guidance: <http://www.hra-decisiontools.org.uk/ethics/resultN2.html>.

All patient-level data are anonymised, and only aggregated patient data are reported in this study. All GPs in the participating east London practices provide written consent to the use of their anonymised patient data for research and development for patient benefit.

Consent for publication

Not applicable

Availability of Data and Materials

All data relevant to the study are included in the article.

Competing interests

The authors have declared no competing interests.

Funding

This study was supported by an *Innovating for Improvement* grant from the Health Foundation. The funders took no role in the analysis, interpretation and writing of this report.

Authors' Contributions

The study was designed by SH, NA, SHo, HR and NT. Data analysis was by VR.

The report was written by SH. All authors, NA, SHo, GD, HR and NT contributed to writing and review of the report.

Acknowledgements

The authors are grateful to the participating GPs for their cooperation, without which, such studies would be impossible. The virtual service was piloted and developed by the nephrology team: Andrea Cove-Smith, Suzanne Forbes, Thomas Oates, Ulla Hemmila (Tower Hamlets) Mark Blunden, Ravi Rajakariar, Sajeda Youssouf (Newham) Conor Byrne, Kieran McCafferty (City & Hackney) Gavin Dreyer, Hamish Dobbie, Raj Thuraisingham (Waltham Forest)

The authors are grateful for regular data extraction undertaken by Martin Sharp and Isabel Dostal, and for advice on data analysis from Rohini Mathur.

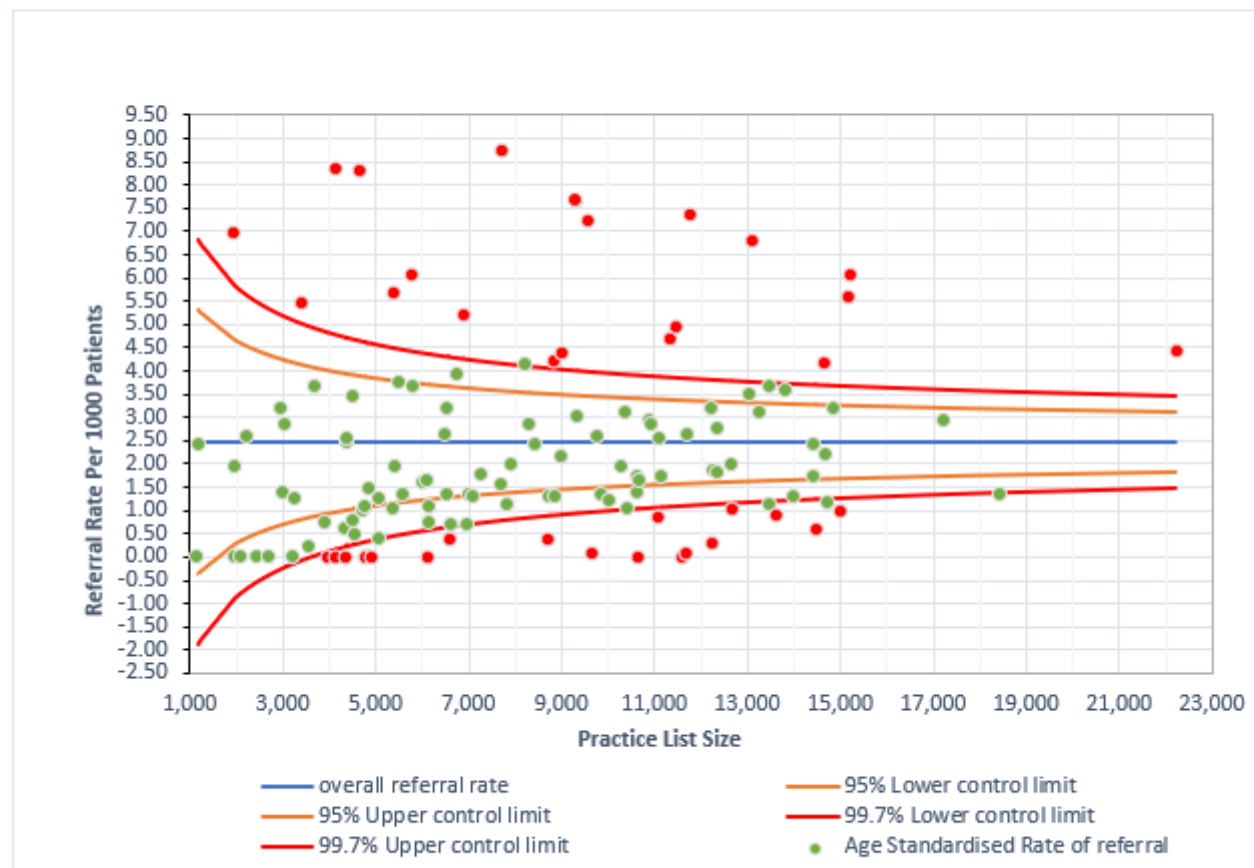
References

1. Nitsch D, Caplin B, Hull SA, Wheeler DC, Kim LG, Cleary F. National Chronic Kidney Disease Audit: National Report (Part 1). 2017.
http://www.ckdaudit.org.uk/files/4614/8429/6654/08532_CKD_Audit_Report_Jan_17_FINAL.pdf;
2. National Institute for Health and Care Excellence. Chronic Kidney Disease: Early Identification and Management of Chronic Kidney Disease in Adults in Primary and Secondary Care. 182 ed. UK 2014.
3. Lv J, Ehteshami P, Sarnak MJ, Tighiouart H, Jun M, Ninomiya T, et al. Effects of intensive blood pressure lowering on the progression of chronic kidney disease: a systematic review and meta-analysis. *CMAJ*. 2013;185(11):949-57.
4. Ettehad D, Emdin CA, Kiran A, Anderson SG, Callender T, Emberson J, et al. Blood pressure lowering for prevention of cardiovascular disease and death: a systematic review and meta-analysis. *Lancet*. 2016;387(10022):957-67.
5. Baigent C, Landray MJ, Reith C, Emberson J, Wheeler DC, Tomson C, et al. The effects of lowering LDL cholesterol with simvastatin plus ezetimibe in patients with chronic kidney disease (Study of Heart and Renal Protection): a randomised placebo-controlled trial. *Lancet*. 2011;377(9784):2181-92.
6. Department of Health. Longterm conditions compendium of information: 3rd edition.; 2012.
7. Department of Health. The NHS Long Term Plan. London, UK; 2019.
8. Harnett P, Jones M, Almond M, Ballasubramaniam G, Kunnath V. A virtual clinic to improve long-term outcomes in chronic kidney disease. *Clin Med (Lond)*. 2018;18(5):356-63.
9. Jones C, Roderick P, Harris S, Rogerson M. An evaluation of a shared primary and secondary care nephrology service for managing patients with moderate to advanced CKD. *American journal of kidney diseases*. 2006;47(1):103-14.
10. Mark DA, Fitzmaurice GJ, Haughey KA, O'Donnell ME, Harty JC. Assessment of the quality of care and financial impact of a virtual renal clinic compared with the traditional outpatient service model. *Int J Clin Pract*. 2011;65(10):1100-7.

11. Gallagher H, Methven S, Casula A, Thomas N, Tomson CR, Caskey FJ, et al. A programme to spread eGFR graph surveillance for the early identification, support and treatment of people with progressive chronic kidney disease (ASSIST-CKD): protocol for the stepped wedge implementation and evaluation of an intervention to reduce late presentation for renal replacement therapy. *BMC Nephrol.* 2017;18(1):131.
12. Go AS, Chertow GM, Fan D, McCulloch CE, Hsu CY. Chronic kidney disease and the risks of death, cardiovascular events, and hospitalization. *N Engl J Med.* 2004;351(13):1296-305.
13. Friedman CP, Wong AK, Blumenthal D. Achieving a nationwide learning health system. *Sci Transl Med.* 2010;2(57):57cm29.
14. Hole B, Gilg J, Casula A, Methven S, Castledine C. Chapter 1 UK Renal Replacement Therapy Adult Incidence in 2016: National and Centre-specific Analyses. *Nephron.* 2018;139 Suppl 1:13-46.
15. Office for National Statistics. *2011 Census: KS201EW Ethnic group, local authorities in England and Wales.* Available from: <http://www.ons.gov.uk/ons/publications/re-reference-tables.html?edition=tcm%3A77-286262>.
16. Department for Communities and Local Government. English indices of deprivation 2015 2015 Available from: <https://www.gov.uk/government/statistics/english-indices-of-deprivation-2015>.
17. Kotter JP. Leading change: why transformation efforts fail. *Harvard business review.* 1995(March - April):59-67.
18. NHS England. GP Contract information 2018/19 2018. Available from: <https://www.england.nhs.uk/eu-exit/gp-contract/gp-contract-documentation-2018-19/>.
19. Thomas N, Rajabzadeh V, Hull S.A. Make the right thing easy to do: using trigger tools for safety and learning in chronic kidney disease. *British Journal of General Practice* 2019.(in press)
20. Thomas N, Rainey H. Innovating and evaluating education for people with kidney disease. *Journal of Kidney Care.* 2018;3(2):114-9.
21. Gale NK, Heath G, Cameron E, Rashid S, Redwood S. Using the framework method for the analysis of qualitative data in multi-disciplinary health research. *BMC Med Res Methodol.* 2013;13:117.
22. Noble H, Smith J. Issues of validity and reliability in qualitative research. *Evid Based Nurs.* 2015;18(2):34-5.
23. Hull SA, Rajabzadeh V, Thomas N, Hoong S, Dreyer G, Rainey H, et al. Improving coding and primary care management for patients with chronic kidney disease: an observational controlled study in East London. *The British journal of general practice.* 2019;69(684):e454-e61.
24. Clinical Effectivness Group, Renal Health Service. Available from: <https://www.qmul.ac.uk/blizard/ceg/renal-health-service/>.
25. Wachter RM. Making IT Work: Harnessing the Power of Health Information Technology to Improve Care in England. Report of the National Advisory Group on Health Information Technology in England. National Advisory Group on Health Information Technology in England; 2016.

Figures

Figure 1. Annual referrals to the virtual CKD service from all 130 participating practices in east London 2018*.

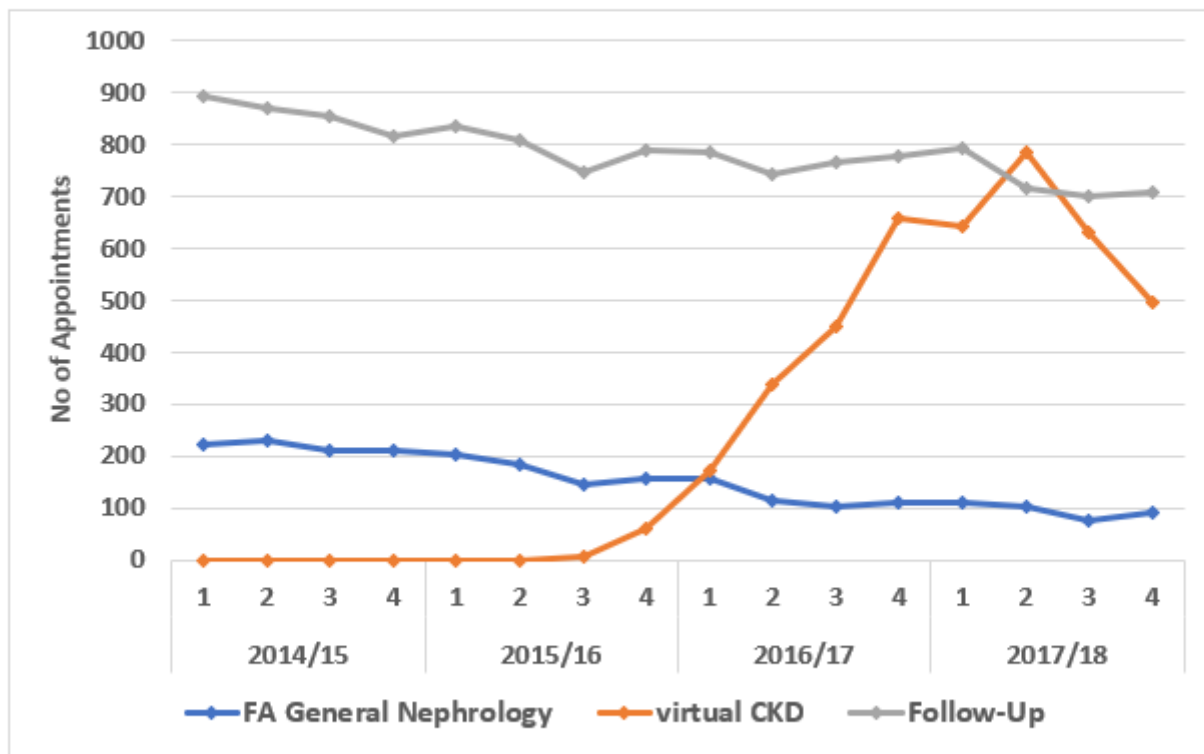


**Practice populations age standardised to the east London population at the study mid-point.*

Figure 1

Annual (2018) age adjusted referrals to the virtual CKD clinic from 130 participating practices in east London*

Figure 2. First appointments in general nephrology, numbers of virtual clinic and follow-up appointments for all participating practices in east London: quarterly 2014-18*.

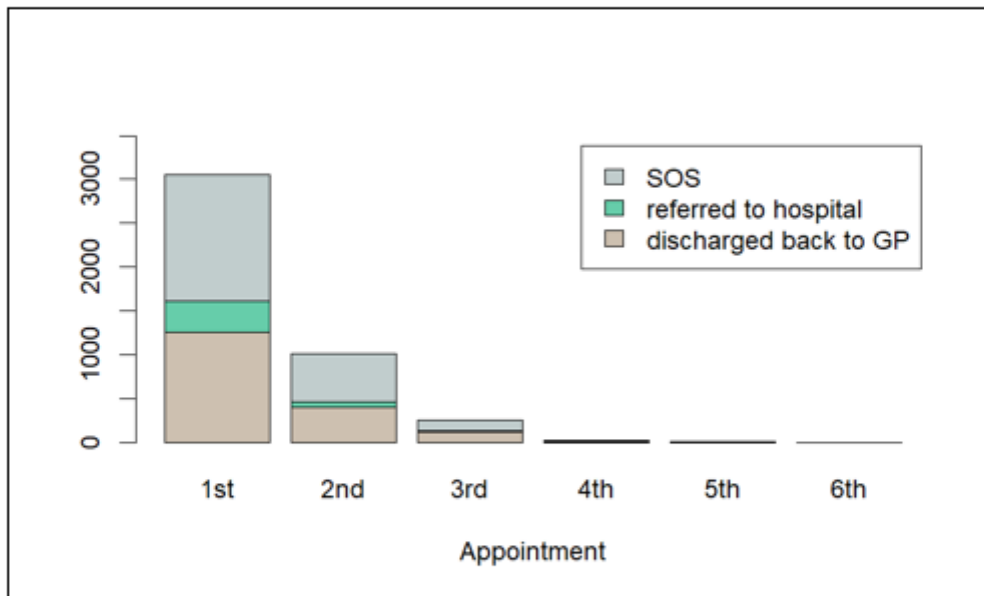


*Financial year quarters

Figure 2

First appointments in general nephrology, numbers of virtual clinic and follow-up appointments for all participating practices in east London: quarterly 2014-18*.

Figure 3. Virtual Clinic outcomes by first and follow up virtual appointment for the period April 2017 March 2018 for all four CCGs*



**The vertical axis shows the number of appointments, the horizontal axis tracks the number of virtual appointments for individual patients.
SOS: review appointment in the virtual clinic*

Figure 3

Virtual Clinic outcomes by first and follow up virtual appointment for the period April 2017 March 2018 for all four CCGs*

Figure 4. Virtual CKD clinic survey in Tower Hamlets (28 responses from 68 GPs)

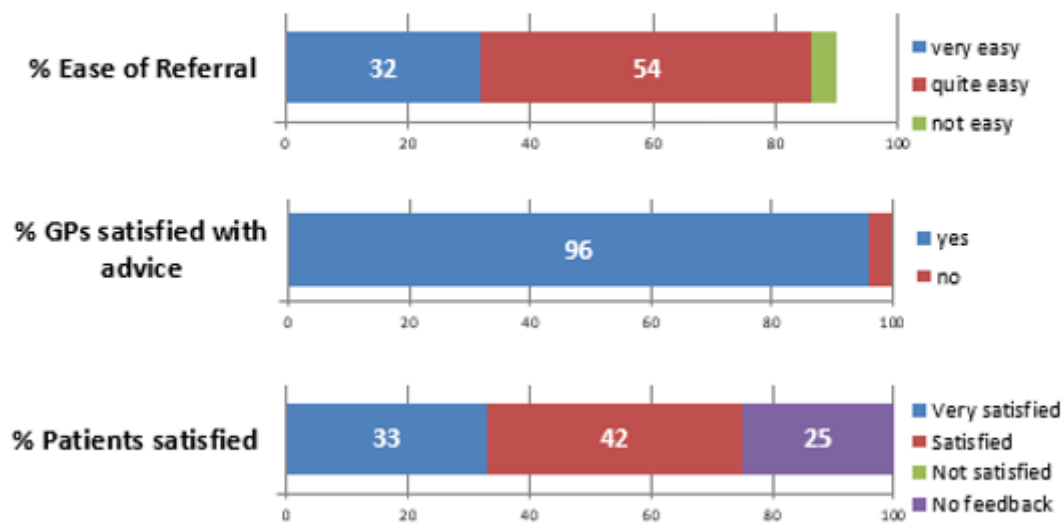


Figure 4

Virtual CKD clinic survey in Tower Hamlets (28 responses from 68 GPs)

Supplementary Files

This is a list of supplementary files associated with this preprint. Click to download.

- [supplement1.pdf](#)