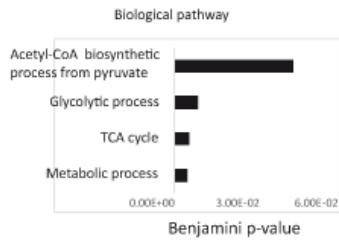



A.



Upregulated gene associated GO biological pathways
NFLrRFP; hTDP-43A315T vs NFLrRFP mice

B.



Downregulated gene associated GO biological pathways
in IMS-088 treated NFLrRFP; hTDP-43A315T mice in
comparison to vehicle treated NFLrRFP; hTDP-43A315T
mice

C.




Figure S2 (A) Representative data of upregulated peptide associated GO biological function in NFLrRFP;hTDP-43^{A315T} mice in comparison to NFLrRFP mice (B) Representative data of upregulated peptide associated GO biological function in NFLrRFP;hTDP-43^{A315T} mice treated with IMS-088 in comparison to saline treatment. (C) Pie chart showing the majority of mRNA dysregulated after IMS-088 treatment found in Affymetrix Mouse Genome 430 analysis were pseudo or non-regulated genes with unknown function.