

COVID-19: Access to Information, Level of Trust and Adherence to Health Advice Among Migrants in Norway

Ahmed A Madar (✉ a.a.madar@medisin.uio.no)

University of Oslo: Universitetet i Oslo <https://orcid.org/0000-0001-7234-2729>

Pierina Benavente

University of Bergen: Universitetet i Bergen

Elżbieta Czapka

University of Gdansk Faculty of Social Sciences: Uniwersytet Gdanski Wydział Nauk Społecznych

Raquel Herrero-Arias

University of Bergen: Universitetet i Bergen

Jasmin Haj-Younes

University of Bergen Faculty of Medicine and Dentistry: Universitetet i Bergen Det medisinsk-odontologiske fakultet

Wegdan Hasha Wegdan Hasha

University of Bergen Faculty of Medicine and Dentistry: Universitetet i Bergen Det medisinsk-odontologiske fakultet

George Deeb

University of Oslo: Universitetet i Oslo

Kathy A Møen

NORCE Norwegian Research Centre AS Forskningsområde Helse

Gaby Ortiz-Barreda

University of Alicante: Universitat d'Alacant

Esperanza Diaz

University of Bergen Faculty of Medicine and Dentistry: Universitetet i Bergen Det medisinsk-odontologiske fakultet

Research Article

Keywords: COVID-19, migrants, preventive measures, trust and adherence to health advice, Norway

Posted Date: March 11th, 2021

DOI: <https://doi.org/10.21203/rs.3.rs-237066/v1>

Abstract

Background: Migrants in Norway bear a higher burden of COVID-19 infections and hospitalization as compared to non-migrants. The aim of our study was to understand migrants': i) perception of health risk, ii) access to information, iii) degree of trust in and iv) adherence to recommendations.

Methods: An online survey was performed between May and July 2020 among 529 Polish, Arabic, Somali, Tamil, and Spanish-speaking migrants. Unweighted and weighted descriptive analysis and chi-squared tests were performed for all migrants together and for each language group.

Results: There were statistically significant differences among groups in their perception of risk of infection. Although the vast majority reported having received sufficient information, high level of adherence to preventive measures and trust in Norwegian authorities, there were statistically significant differences among groups regarding the importance of sources of information and level of trust, which was lowest for the Polish group. Over all, migrants reported very high adherence to preventive measures.

Conclusion: Understanding how migrants are dealing with this pandemic is crucial to improve the dissemination of information and trust in the health authorities for the different groups.

Background

The COVID-19 pandemic has become one of the most important public health crisis in Europe and put a great toll on health and health systems worldwide. The impact on individuals and societies has been very severe, not only on health but also at the socioeconomic level, magnifying pre-existing health inequities [1, 2]. Over and above the overrepresentation of COVID-19 infected among people in the lowest socioeconomic levels, several European countries report an excessive burden of infection and higher hospitalization rates among migrants as compared to the majority populations [3–6].

In 2019, the estimation of international migrants in Europe was 82 million, which constitutes 11% of the European population [7]. According to Statistics Norway (SSB), in 2020, about 18 % of the total population in Norway had migrant background (14.7 % had migrated themselves and 3.5% were Norwegian born to migrant parents). Migrants in Norway come originally from 221 different countries, have different lengths of stay in the host country and represent a vast heterogeneity in terms of cultural and socioeconomic background [8].

Since March 12th of 2020, Norway has adopted different measures to prevent and delay the spread of COVID-19 [9]. Initially, the measures were aimed at the entire population and information was disseminated countrywide through several channels without specific interventions for subgroups of the population. Following international news regarding growing concern that migrants were missing important information [10], the recommendations were later translated into several languages and disseminated through a broader range of channels to reach different migrant groups. Despite this, many migrant groups in Norway seemed to have higher infection rates [11]. This was confirmed by the first

official status report on COVID-19 by the Norwegian Institute of Public Health (FHI) that indicated that 21% of those infected by the virus were born outside of Norway [12]. In subsequent reports, the proportion rose to 31% among the infected and 36% among the hospitalized. Persons with Somali background were overrepresented in the infected group since the beginning of the pandemic, while the number of infected Polish migrants increased by October of 2020 [13].

It is expected that some recommendations will be maintained for several months, perhaps one to two years. COVID-19 cannot be controlled if some groups of the population are left behind without adequate information about the containment strategies. Dissemination of reliable and clear information in an appropriate language is essential to obtain long-term adherence to the recommendations in all segments of society. Information on prevention and control of the spread of COVID-19 in Norway was translated some weeks after the information in Norwegian was released. However, it is still unknown if the translated information reaches migrants fast enough, if it is clear enough, if it is trusted and to which extent different migrant groups adhere to these recommendations.

In an attempt to give answers to these questions, our research group initiated the project Inncovid.Norge, which included a nation-wide online survey among migrants in Norway with mother tongue Polish, Arabic, Somali, Tamil and Spanish. The study aimed to understand migrants': i) perception of health risk, ii) access to information regarding the pandemic and the preventive measures recommended by the health authorities, iii) degree of trust in this information, in the health authorities, the government and the Norwegian news media, and iv) adherence to the recommendations. This information will be of strategic value to advise the health and political authorities so that they can adapt and disseminate information and recommendations about the corona pandemic through proper, trustworthy and relevant channels.

Methods

Survey

As a part of the project Inncovid.Norge [14], an online survey was developed based on the Norwegian Citizen Panel (NCP) survey performed in March of 2020 in relation to the pandemic. The Inncovid.Norge survey included 45 questions about the participant's and his/her family's general health, risk assessment, sources of information about the outbreak, how they were affected by the pandemic, knowledge about and adherence to government recommendations, and the degree of trust they had in several Norwegian institutions to handle the pandemic. In addition, the survey contained eight socio-demographic questions. The initial questionnaire was developed in Norwegian and then translated into five different languages: Polish, Arabic, Somali, Tamil and Spanish. Two bilingual members of the project team performed translations for each language. We used web-based software (Nettskjema) to create and run the survey. This portal collects data directly into a secure server (TSD). All participants were registered with a serial number and no personally identifiable information was recorded. Data was collected between May 25th and July 1st of 2020. All participants received information about the study and provided consent before responding. The survey's completion time was around 15 minutes.

Respondents

We recruited migrants living in Norway who could complete the surveys in Polish, Arabic (mainly targeting Syrians), Somali, Tamil (mostly targeting people from Sri Lanka) and Spanish (primarily targeting migrants from Chile and Spain). These migrant groups were chosen as they cover different continents and the major religions in Norway, have different length of stay in Norway, reasons for migration and integration profiles. The largest group of migrants in Norway is comprised of more than 100 000 migrant workers from Poland. Migrants from Syria have had the strongest growth in Norway in recent years and, together with persons with Somali and Sri Lankan background, represent some of the biggest groups that arrived in Norway as asylum seekers/refugees. Spanish-speaking migrants constitute an important but heterogeneous migrant group in Norway, including Latin Americans and Spanish people [8]. Our goal was to include at least 500 of the approximately 200 000 migrants from the mentioned groups living in Norway (0.25%) to achieve a similar proportion of the population as the NCP survey, which was responded to by 12 051 individuals among 5.4 million persons (0.22%).

Project researchers, whose mother tongue is one of these five languages, reached the target groups through key members of the migrant communities, informal networks and local radio channels. We encouraged migrants to further forward invitations -using a survey link- through Messenger, Viber, WhatsApp and other social media. Information about the project was also posted on relevant Facebook groups used by migrants living in Norway and on the websites of the Norwegian Organization for Asylum Seekers (NOAS), Moja Norwegia (portal for Polish migrants in Norway) and Church City Mission.

Variables and data analysis

This study reports the answers to 31 variables, eight of these were demographic. For reporting purposes and facilitating comparisons between groups, Likert scales from 16 variables were merged:

- 5-point Likert scales were merged into 3-point Likert scales (for variables “My health is”, “My infection risk in 2020 is”, “Extent of trust in Norwegian news media”, “I worry the COVID-19 information I receive from social media is inaccurate”, “Level of trust I have in health authorities handling the pandemic in a good way”, “Extent of trust in Norwegian news media”, “I have followed the authorities’ advice”, and “Most Norwegians have followed the authorities’ advice”).
- 6-point Likert scales were merged into 4-point Likert scales (for variables “Importance of press conferences from the government”, “Importance of Norwegian news media coverage”, “Importance of the information shared on social media”, “Importance of the conversations with friends and acquaintances”, “Importance of social media post from family, friends and acquaintances”, “Importance of the health authorities’ websites” and “Importance of information from my workplace/place of study”).
- 7-point Likert scales were merged into 3-point Likert scales (for variables “Level of confidence I have on receiving good medical treatment if I become seriously ill”, “The government treats all groups fairly” and “The government listens to the opinions of all the citizens”).

- 8-point Likert scales were merged into 3-point Likert scales (for variable “Level of trust I have in the health system (in general)”).

The analyses were conducted for all migrants together and in five separate language groups. We used R 3.4.4. for the statistical analysis. Unweighted descriptive analysis was used for demographics, COVID-19 cases and perception of health. We weighted responses by gender and age and assigned an adjustment weight to each survey respondent for questions about following authorities’ recommendations, source of information and trust [15]. The weights were calculated based on a known age-gender distribution in the Norwegian population obtained from the National Statistical Institute of Norway [16]. The “survey” package in R was used for the unweighted and weighted descriptive analysis and for the chi-squared tests used to compare the different migrant groups [17].

Ethics

The Inncovid.Norge project received ethical approval from the Regional Ethical Committee (REK number 132585). The participants signed a digital consent written in their native tongue before starting to fill the questionnaires.

Results

A total of 529 migrants responded to the survey in the five languages (174 Polish, 137 Arabic, 113 Spanish, 72 Tamil and 33 in Somali). Table 1 shows the demographic data for all migrants together and by language group. Fifty-two percent of the respondents were men and 81% were between 26 and 55 years of age. There were differences among groups in all regards except for the high percentage of persons with paid job before the pandemic in all groups. The majority of respondents in the Spanish group were women and Tamil speaking respondents were older. Moreover, most Arabs arrived in Norway only 3–5 years ago, while nearly all Tamils had been living in this country for more than five years.

COVID-19 self-reported cases and perception of health

Self-reported COVID-19 cases were similarly distributed among all groups. In total, 96.5% of the respondents presumed or confirmed not having COVID-19 (Table 1). There were otherwise statistically significant differences in the perception of health and risk of infection. Health was perceived as “excellent or very good” twice as often in the Somalian group compared to the Tamil one. In addition, Tamils perceived that their infection risk in 2020 was “very or somewhat high” more often than the other groups.

Table 1: Demographics, COVID-19 cases and perception of health (unweighted values)

Variable	ALL (%) (n=529)	Somali (%) (n=33)	Arabic (%) (n=137)	Tamil (%) (n=72)	Spanish (%) (n=113)	Polish (%) (n=174)	p-value
Sex							<0.001
Female	47.6	39.4	40.9	51.4	64.6	42.0	
Male	52.4	60.6	59.1	48.6	35.4	58.1	
Age							<0.001
18-25	8.3	3.0	17.5	4.2	9.7	2.9	
26-35	30.1	18.2	43.1	8.3	34.5	28.2	
36-45	28.0	21.2	26.3	15.3	34.5	31.6	
46-55	23.3	42.4	11.0	45.8	15.0	25.3	
56-65	8.7	12.1	1.5	23.6	3.5	10.9	
66+	1.7	3.0	0.7	2.8	2.7	1.2	
Years in Norway							<0.001
0-2	11.0	12.1	13.9	0.0	16.8	9.2	
3-5	21.7	3.0	56.2	1.4	14.2	11.5	
5+	67.3	84.9	29.9	98.6	69.0	79.3	
Number of children							<0.001
0	36.7	36.4	45.3	13.9	50.4	30.5	
1-2	43.7	36.4	27.0	48.6	40.7	58.1	
3+	19.6	27.2	27.7	37.5	8.9	11.4	
People I live with							<0.001
alone	18.3	12.1	23.4	9.7	11.5	23.6	
family members	69.6	78.8	70.1	88.9	70.8	58.6	
others	12.1	9.1	6.6	1.4	17.7	17.8	
Number of people I live with							<0.001
0-2	33.6	27.6	24.8	12.3	46.0	42.9	
3-4	45.6	34.5	45.7	55.4	45.0	43.6	
5+	20.8	37.9	29.5	32.3	9.0	13.5	
Paid job before Covid-19 pandemic							0.129
Yes	83.4	81.8	76.6	88.9	84.1	86.2	
I have/had COVID-19							0.097
Yes, doc/test	1.0	3.0	0.7	1.4	0.9	0.6	
Yes, presume	2.7	6.1	2.2	2.8	1.8	2.9	
No, doc/test	7.6	6.0	7.3	18.1	3.5	6.3	
No presume	88.9	84.9	89.8	77.8	93.8	90.2	
My health is							<0.001
Excellent or very good	60.7	84.9	61.3	41.7	67.3	59.2	
Good	32.3	12.1	32.9	41.7	28.3	34.5	
Fairly good or bad	7.0	3.0	5.8	16.7	4.4	6.3	
I consider myself to belong to a group that is vulnerable to the coronavirus							0.119
Yes	19.1	15.2	17.5	30.6	18.6	16.7	
I live with someone who belongs to a group that is vulnerable to the coronavirus							0.135
Yes	16.8	12.1	15.3	25.0	11.5	19.0	
My infection risk in 2020 is							0.007
Very or somewhat high	13.1	9.1	8.0	22.2	13.3	13.8	
Middle	42.0	48.5	48.2	41.7	48.7	31.6	
Somewhat or very low	45.0	42.4	43.8	36.1	38.1	54.6	
I feel I have received sufficient information from the health authorities							0.051
Yes	82.0	93.9	82.5	87.5	84.1	75.9	
I worry the COVID-19 information I receive from social media is inaccurate							<0.001
Agree	78.6	60.6	65.7	73.6	82.3	92.0	
Neither agree nor disagree	12.5	9.1	21.2	18.1	12.4	4.0	
Disagree	8.9	30.3	13.1	8.3	5.3	4.0	

Importance of information sources about coronavirus

The vast majority of respondents (82%) felt they had received sufficient information about the coronavirus from the health authorities (Table 1). Figure 1 shows the level of importance of seven different information sources. In general, press conferences from the government (Fig. 1A), Norwegian news media (Fig. 1B) and health authorities' websites (Fig. 1F) were relevant sources of information for all groups. Information from social media (Figs. 1C and 1D) and conversations with friends and

acquaintances (Fig. 1E) were less important, although there were significant differences among groups. The Somalian group considered information obtained via social media and conversations with friends more important than other groups. In contrast, the Poles considered these sources of information less relevant than the other groups and were more worried about their inaccuracy (Table 1).

Trust in the health system, government and Norwegian news media

Figure 2 shows the answers to five questions related to the extent of trust of the respondents. Overall, most participants reported trusting the health system (in general terms) (Figs. 2A and 2B). However, they reported less trust in how the health authorities have handled the pandemic (Fig. 2C). The majority agreed that the government treats all groups fairly (Fig. 2D). To a lesser extent, participants agreed when asked if the government listens to the opinions of all citizens (Fig. 2E). In addition, for these questions, there were significant differences among the groups, with Poles indicating generally lower levels of trust and Tamil and Arabic speaking respondents reporting high trust in the health system. However, Arabic speaking respondents were less confident on receiving good medical treatment if becoming seriously ill.

Following authorities' advice

Figure 3 displays the answers to four survey questions related to following authorities' advice. Overall, all groups reported a high level of adherence to the authorities' advice (Fig. 3A) but perceived that Norwegians' followed recommendations to a lesser extent (Fig. 3B). Although the majority agreed that by following the recommendations they avoid becoming sick, Spanish and Polish speaking were more skeptical (62% and 48% for Spanish and Polish groups respectively "strongly agreed" that by following recommendations they avoid getting sick) as shown in Fig. 3C. The Polish group also reported skepticism about avoiding making others sick by following the advice (63%) (Fig. 3D).

Discussion

In this study, the vast majority of respondents reported that they had received sufficient information about the coronavirus. This information was disseminated through a variety of channels, both formal and informal. Press conferences from the government, health authorities' websites and Norwegian news were reported to be the most relevant channels for all groups. Moreover, the majority of migrants reported high levels of trust in the Norwegian government and health authorities. Results were relatively similar among the five migrant groups. However, one difference that stood out was that the Polish group reported less trust than other groups in the effect of the recommendations on health and the Norwegian health authorities and government. All groups reported high levels of adherence to preventive measures but a perception that Norwegians do so to a lesser degree.

Concerning perception of health, the prevalence of self-reported suspected or confirmed COVID-19 cases was similar among all migrant groups. However, the reported level of COVID-19 infection risk varied among the groups, being twice as high for Tamils as compared to Somalis and Arabic speaking

respondents. In addition, most migrants reported high self-perception of health, but this self-perception also varied among migrant groups. This variation is in line with the latest Norwegian study from SSB [18]. Somalis more often reported excellent or very good health, which concurs with the results of other studies in Norway [19, 20]. The higher COVID-19 infection risk and lower health levels reported by the Tamils could be explained by the fact that they are the oldest group among our respondents. These results correspond with the previous study on migrants performed in 2008 [18].

We are not aware of previous studies or reports on the different channels available for migrants to access health information. In this study, formal channels were considered more important than the informal ones by all migrant groups, which might be surprising given that this information is in Norwegian. However, and even if we posed questions in the respondents' mother tongues, the study population reported high levels of participation in the labor market and is, therefore, probably more integrated than other migrants in the same groups. Nonetheless, migrants with Somali background found informal channels to be more important than other groups did. This result can be explained by the strong oral culture in the Somali society [21]. In a context where much information about COVID-19 is being distributed via several channels, as reported by the respondents, gathering trustworthy information in migrants' mother-tongue in a specific channel would facilitate migrants' access to information.

Research about migrants' trust in public institutions in Europe is scarce. In a study including 26 European countries, Norway within them, Röder and Mühlau found that migrants had high levels of trust in host-country public institutions. Although health services were not evaluated in that study, trust in politicians was assessed [22, 23] and the results are consistent with the high level of trust in the Norwegian government obtained in our study. Results from the Polish group in our study are in line with the studies conducted in UK and Norway that showed that Polish migrants do not fully trust the host-country health services. These studies suggested the differences in the health system organization and treatment approaches they found in Norway compared to those in Poland as an explaining factor [24, 25]. Poles reported especially low levels of trust regarding how the government was handling the pandemic and was listening to their opinions. On the other side, trust among persons with Somali background in how the government has dealt with the pandemic was significantly higher than that among all other groups. While there were few respondents from Somalia, a possible explanation may be that the government had a proactive campaign targeting this group at the time of the survey. Working migrants, a group in which Poles are overrepresented, were not specifically targeted. Qualitative research on these issues is needed to get a deeper understanding of the different answers.

We are not aware of other studies on migrants following health preventive measures for COVID-19. The high self-reported adherence and the perception that Norwegians followed recommendations to a lesser extent than our groups require more research and could be exaggerated to please the researcher. A further study should be performed to compare our results with Norwegians self-reported information on how they follow the rules.

Study Strengths and Limitations

To our knowledge, this is the first study among migrants to study their access to information about COVID-19, trust in health authorities and adherence to recommendations. A strength in our study was that InnCovid.Norge is formed by researchers and health workers from the five migrant groups recruited. Knowing the communities and key persons in these environments facilitated the recruitment and achieving the targeted number of participants. However, the study has some limitations. First, the Somali speaking group is under-represented in our sample with only 33 respondents. Second, the results were obtained via a web-based questionnaire and although we used different channels and networks to reach the respondents within the five-selected migrant groups, selection bias may be present. Generally, respondents to our questionnaire were not representative of their populations, especially regarding their high employment status. They also differed in terms of gender and age, for which reason we weighted the results for the main outcomes. However, the different groups present characteristics as expected regarding length of stay and other variables. Thus, our results should be interpreted with caution for the generalizability of the findings to the migrant population in Norway.

Conclusion

Migrants report that they have enough information, but there are differences between groups in the most relevant channels used to get this information. Although all participants report a high level of adherence to recommendations, there is significant variation in levels of trust in the services and the authorities among the groups. Understanding how the different migrant groups are dealing with this pandemic is key to improve the dissemination of reliable and clear information and the trust in the health authorities for the different migrant groups. This is essential to get long-term adherence to the recommendations in all segments of society.

Abbreviations

COVID-19 Coronavirus disease 2019

SSB Statistics Norway

TSD Service for Sensitive Data

NCP Norwegian Citizen Panel

NOAS Norwegian Organization for Asylum Seekers

Declarations

Acknowledgments: We are grateful to all the participants for giving us their time and information for this study.

Ethics approval: The manuscript is reviewed and approved by the national ethical review committee.

Consent to participate: All participants signed a digital consent written in their native tongue before starting to fill the questionnaires.

Consent for publication: All authors consent for publication.

Availability of data and material (data transparency): Yes, available upon request.

Funding: The project was supported by the Foundation Dam and the University of Bergen. The Funders did not have a role in the study design, data analysis or writing of this article.

Authors' contributions: ED, AAM and EC developed the study protocol; AAM, EC, RHA, JHY, WH, GD, KAM and GOB contributed data collection; PB, AAM and ED performed data analysis and prepared the manuscript. All authors critically reviewed the draft, contributed to the interpretation of the findings and approved the final version of the manuscript.

Conflicts of interest/Competing interests: The authors declared no potential conflicts of interest with respect to the research, authorship, and/or publication of this article.

References

1. Devakumar, D., S. Bhopal, and G. Shannon, *COVID-19: the great unequaliser*. Journal of the Royal Society of Medicine, 2020. **113**(6).
2. Devakumar, D., et al., *Racism and discrimination in COVID-19 responses*. The Lancet, 2020. **395**(10231): p. 1194.
3. Hansson, E., et al., *Stora skillnader i överdödlighet våren 2020 utifrån födelseland*. Läkartidningen, 2020. **20**: p. 1-4.
4. Bhala, N., et al., *Sharpening the global focus on ethnicity and race in the time of COVID-19*. The Lancet, 2020. **395**(10238): p. 1673-1676.
5. Rostila, M., et al., *Disparities in covid-19 deaths by country of birth in Stockholm, Sweden: A total population based cohort study*, in *Stockholm Research Reports in Demography*. 2020.
6. Niedzwiedz, C., et al., *Ethnic and socioeconomic differences in SARS-CoV-2 infection: prospective cohort study using UK Biobank*. BMC Medicine, 2020. **18**(160).
7. UN_DESA, *International migrant stock 2019*. 2020, UN.
<https://www.un.org/en/development/desa/population/migration/data/estimates2/estimates19.asp>. (Accessed 06 January 2021)
8. Statistics_Norway. *Facts on immigrants (Fakta om innvandring)*. 2020; Available from: <https://www.ssb.no/befolkning/faktaside>. (Accessed 06 July 2020)
9. Norwegian Institute of Public Health, *COVID-19-EPIDEMIEN: Risiko, prognose og respons i Norge etter uke 12*. 2020: Norway.

10. Liem, A., et al., *The neglected health of international migrant workers in the COVID-19 epidemic*. The Lancet, 2020. **7**(4).
11. Fraser, S., S. Rosenlund-Hauglid, and T. Rosef, *Infection control chief in Oslo worried about increase in the east: Many people live in cramped conditions*, in VG. 2020: Norway.
12. Norwegian Institute of Public Health, *COVID-19 Ukerapport: 14 2020 (30.3–5.4 2020) Tirsdag 07.04.2020*. 2020, FHI: Norway.
13. Norwegian Institute of Public Health, *COVID-19 Ukerapport – uke 42 onsdag 21. oktober 2020*. 2020, FHI: Norway.
14. Inncovid.Norge. *Inncovid.Norge*. 2020 [cited 2020; Available from: <https://www.inncovid.no/en/>. (Accessed 15 January 2021)
15. Lee, E.S. and R.N. Forthofer, *Analyzing complex survey data*. 2nd ed. Quantitative Applications in the Social Sciences. 2006, Thousand Oaks London New Delhi: SAGE Publications.
16. SSB (Statistics of Norway), *Alders- og kjønnsfordeling i kommuner, fylker og hele landets befolkning (K) 1986 - 2020*. 2020, Statistisk sentralbyrå: Norway.
17. Lumley, T., *Package 'survey': Analysis of Complex Survey Samples*. 2020. <https://cran.r-project.org/web/packages/survey/index.html>. (2020, accessed 21 October 2020)
18. Kumar, B., et al., *The Oslo Immigrant Health Profile*. 2008, FHI: Oslo.
19. Madar, A.A., B.H. Strand, and H.E. Meyer, *Self-reported health and associated factors among the immigrant populations in Norway*. J Public Health (Berl.), 2020. <https://doi.org/10.1007/s10389-020-01266-3>
20. SSB (Statistics of Norway), *Innvandrerens helse*. 2010, Statistics Norway: Oslo.
21. Olden, A., *Somali Refugees in London: Oral Culture in a Western Information Environment*. Libri, 1999. **49**: p. 212-224.
22. Röder, A. and P. Mühlau, *Low Expectations or Different Evaluations: What Explains Immigrants' High Levels of Trust in Host-Country Institutions?* Journal of Ethnic and Migration Studies, 2012. **38**(5): p. 777-792.
23. Röder, A. and P. Mühlau, *Discrimination, exclusion and immigrants' confidence in public institutions in Europe*. European Societies, 2011. **13**(4): p. 535-557.
24. Jackowska, M., et al., *Cervical screening among migrant women: a qualitative study of Polish, Slovak and Romanian women in London, UK*. Journal of Family Planning and Reproductive Health Care, 2012. **38**(4): p. 229-238.
25. Czapka, E. and M. Sagbakken, *"Where to find those doctors?" A qualitative study on barriers and facilitators in access to and utilization of health care services by Polish migrants in Norway*. BMC Health Services Research, 2016. **16**(460).

Figures

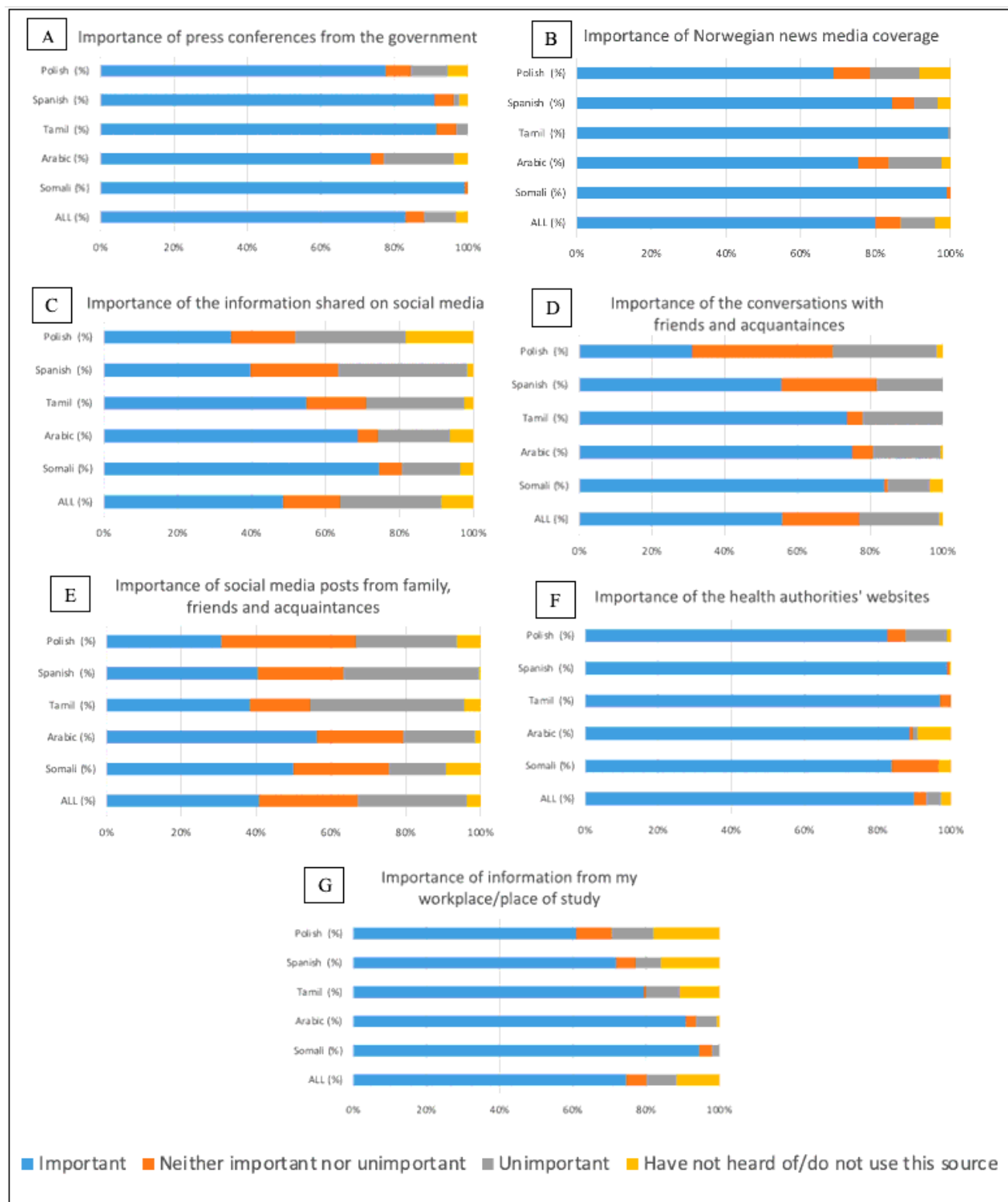


Figure 1

Importance of information sources (weighted values) Note: p-values for figure 1: 0.055 (A), 0.086 (B), 0.006 (C), <0.001 (D), 0.15 (E), <0.001 (F), 0.222 (E)

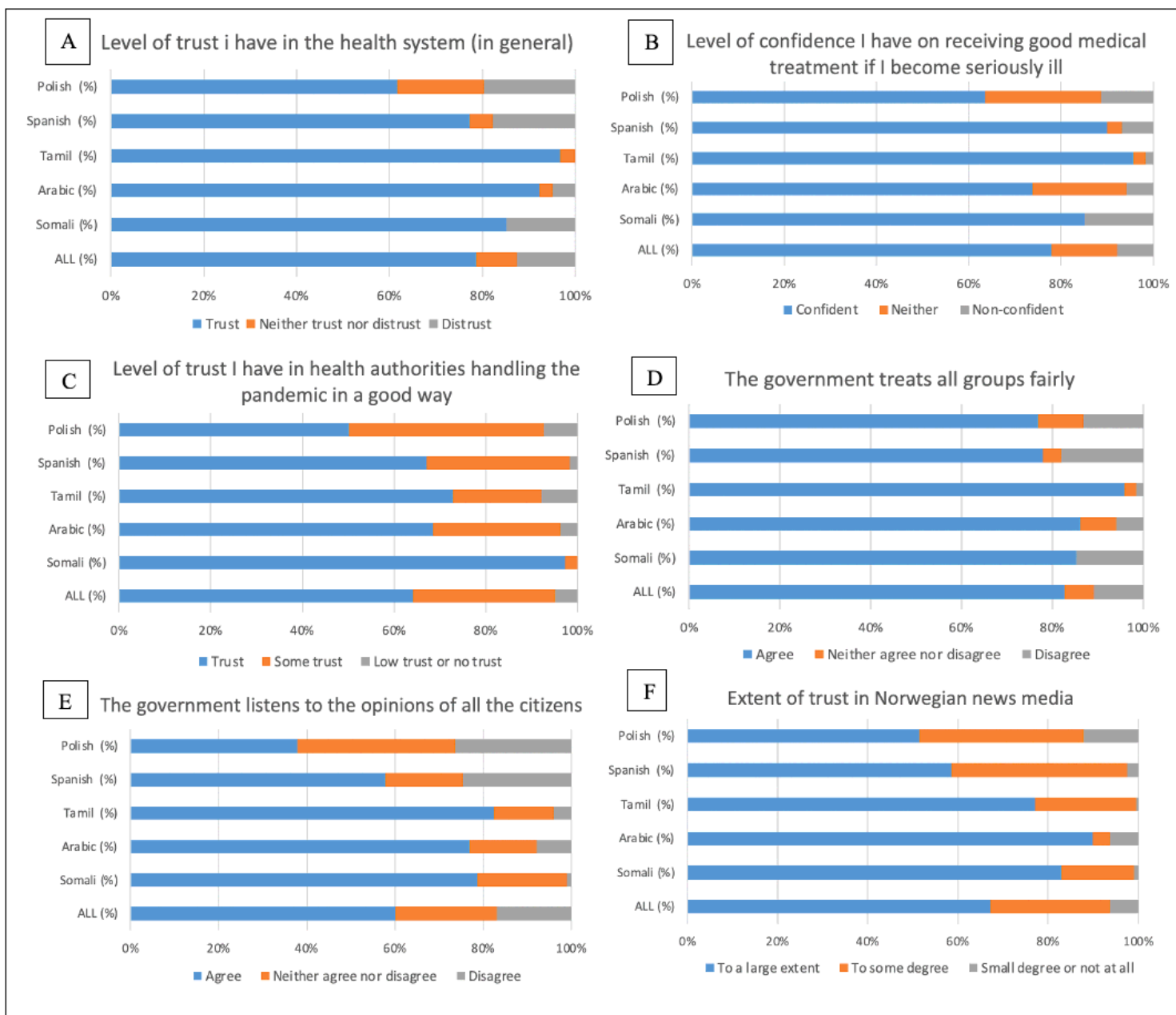


Figure 2

Trust in the health system, government, and Norwegian news media (weighted values) Note: p-values for figure 2: 0.008 (A), 0.007 (B), 0.129 (C), 0.148 (D), <0.001 (E), <0.001 (F)

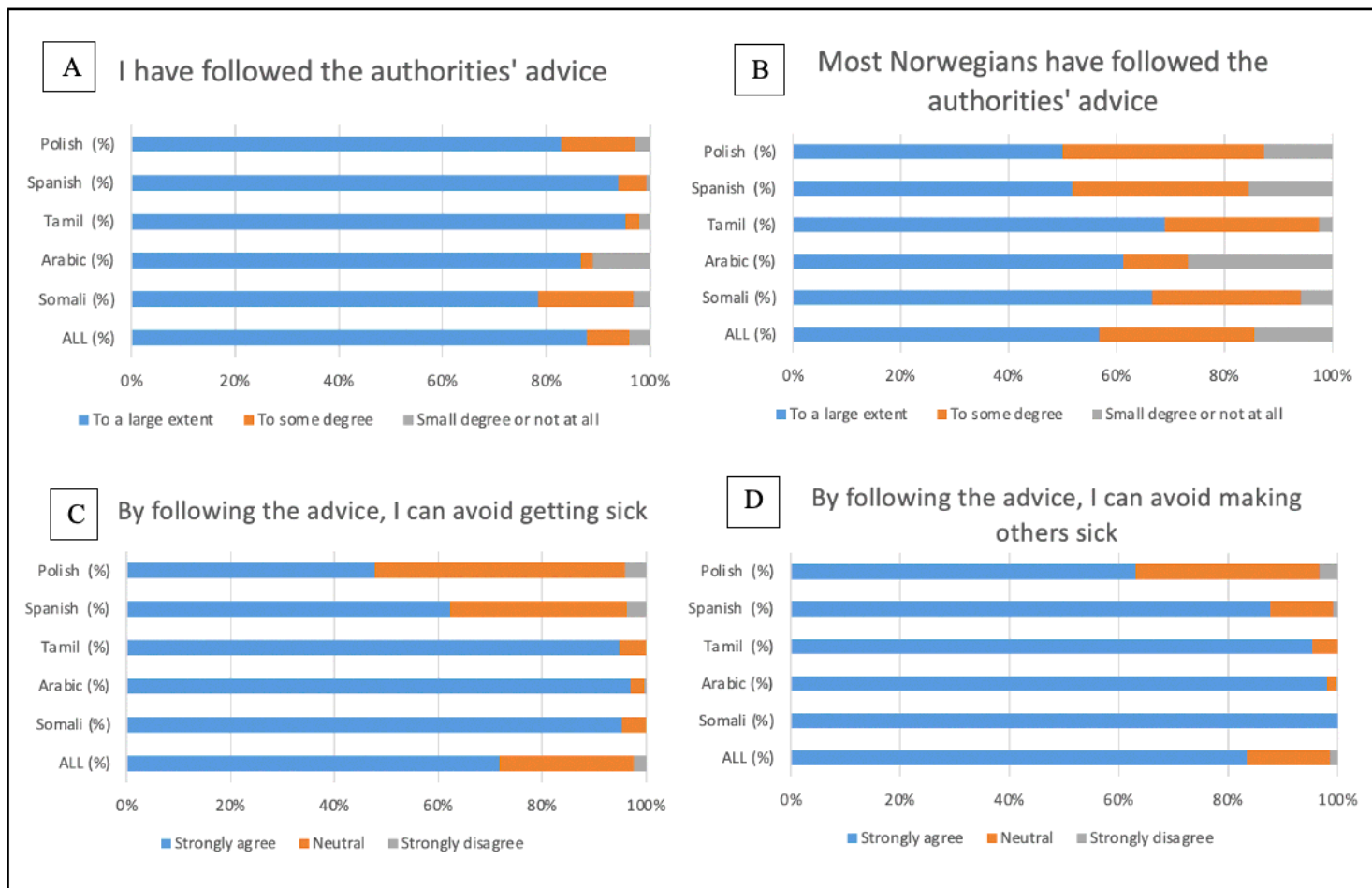


Figure 3

Following authorities' advice (weighted values) Note: p-values for figure 3: <0.001 (A), 0.046 (B), <0.001 (C), <0.001 (D)