

Effects of Livestock Grazing on Interannual Variation of Soil Methane Uptake in an Inner Mongolian Meadow Steppe

Ruirui Yan (✉ yanruirui19790108@163.com)

Institute of Agricultural Resources and Regional Planning <https://orcid.org/0000-0002-9400-1105>

Yu Zhang

Michigan State University

Jiquan Chen

Institute of Botany, the Chinese Academy of Sciences

Linghao Li

Institute of Agricultural Resources and Regional Planning

Changliang Shao

Institute of Agricultural Resources and Regional Planning

Yuchun Yan

Institute of Agricultural Resources and Regional Planning

Xu Wang

Institute of Agricultural Resources and Regional Planning

xiaotao lv

Institute of Applied Ecology

Jinqiang Chen

Institute of Agricultural Resources and Regional Planning

Xiaoping Xin

Institute of Agricultural Resources and Regional Planning

Research Article

Keywords: Grassland soil. Grazing. Interannual change. Nitrogen. Rainfall. Biomass

Posted Date: November 5th, 2021

DOI: <https://doi.org/10.21203/rs.3.rs-214632/v1>

License:  This work is licensed under a Creative Commons Attribution 4.0 International License.

[Read Full License](#)

Abstract

Background and aims. This study aimed at identifying the effects of livestock grazing on interannual variation in soil CH₄ uptake and underlying mechanisms in a meadow steppe ecosystem.

Methods. A multi-year grazing experiment subject to six stocking rates was conducted to quantify CH₄ fluxes as well as the changes in driving factors: vegetation traits, soil physicochemical properties and climatic parameters. The closed static chamber technique and a gas chromatograph were used to measure methane fluxes. Multivariate regression analysis was performed to explore empirical relationships.

Results. With increasing stocking rate, the multi-year mean CH₄ uptake rate decreased in a sigmoid curve-shaped manner, with the threshold point appearing in the light grazing treatment. The interannual changes in soil CH₄ uptake were highly dependent on stocking rate, with increasing, leveling and decreasing trends detected with increasing grazing intensity. Major factors affecting CH₄ fluxes included vegetation traits, soil moisture, and soil nitrogen content, with the soil NH₄⁺-N content assuming the most important role. However, predominant factors regulating interannual changes in CH₄ uptake were rainfall, belowground biomass, and soil nitrogen regime.

Conclusions. The steppe ecosystem acted as a CH₄ sink, irrespective of stocking rate and year. However, light grazing can be the threshold grazing intensity in terms of both the CH₄ uptake potential and primary production in this steppe ecosystem. Our findings have important implications for further understanding magnitudes and regulations of CH₄ uptake in grassland soils worldwide.

Introduction

Methane (CH₄) is the second most important anthropogenic greenhouse gas after carbon dioxide (CO₂), the global warming potential of which is roughly 28 times that of CO₂ (IPCC 2013). Moreover, the atmospheric concentration of CH₄ has been increasing at an alarming rate (ca. 1% per annum) over the past several decades (Cicerone and Oremland 1988; Castaldi and Fierro 2005; Knox et al. 2019), although the increasing trend has slowed down (Li 2021). A better understanding of the magnitude and trend over time for CH₄ uptake/release, as well as the underlying mechanisms, is therefore of great significance (Han et al. 1999).

Two most significant sinks of atmospheric CH₄, respectively, are abiotic oxidation by tropospheric hydroxyl radicals and consumption by aerobic methane oxidizing bacteria (MOB) in unsaturated soils (Dunfield, 2007). MOB, which are responsible for the only known biological removal of atmospheric CH₄ (Dunfield, 2007; Tveit et al. 2019), can consume this greenhouse gas diffused into the soil to varying extents (Mosier et al. 1991), depending on the soil type with respect to soil moisture and aeration regimes, notably in diverse upland soils (Knief et al. 2003; Dunfield, 2007; Kolb, 2009). The structural and

functional responses of MOB to changes in soil water are considered as crucial to explaining the magnitude and pattern of CH₄ uptake (Bodelier et al. 2012; Tveit et al. 2019). Of all soil types, rangeland soils (especially temperate grassland soils) are the second largest sink for atmospheric CH₄, next only to forest soils (Potter et al. 1996; Le Mer and Roger 2001; Kolb, 2009), due mainly to the large land area they cloth (White et al. 2000; Li et al. 2020).

Previous studies on grassland soils have shown that CH₄ emission and uptake is site-specific and may be affected to varying degrees by management practices such as grazing, cultivation, and mowing, with grazing having the most substantial impact on the CH₄ oxidation potential (Mosier et al. 1991, 1997, 2002; Del Grosso et al. 2000; Wang et al. 2009; Knox et al. 2019; Täumer et al. 2020). Relevant studies in temperate grasslands indicate that impacts of livestock grazing on soil CH₄ uptake differ among grassland types and among communities of even the same type (Wang et al. 2005a; Liu et al. 2007, 2009; Chen et al. 2010; Geng et al. 2010). However, while some authors reported that grazing reduced soil CH₄ uptake, others found that it led to increases or no change. A matter of fact is that grazing may reduce the growth of vegetation and litter storage that in turn would affect soil organic matter although SOM is not the primary food supply for MOB in most cases (Liu et al. 2007; Dunfield, 2007). Grazing at the same time can enhance soil evaporation and reduce soil moisture, thus affecting the physical environment of MOB. In addition, trampling by livestock can substantially compact the surface soil, which reduces diffusion rates of CH₄ and oxygen. Unfortunately, most of the previous studies had been based on short-term observations (1–2 years; Liu et al. 2007, 2009) or conducted with only one stocking rate. As a result, one cannot: (1) assess long-term changes (including the potential legacy effects) and variation (e.g., intra- and inter-annual variation) and thus (2) understand how grazing intensity may alter CH₄ uptake differently.

The Hulun Buir steppe of Inner Mongolia is a typical temperate meadow steppe of the Eurasian steppe. This ecosystem is characterized by the highest plant species diversity, net primary production (NPP), and carbon sequestration potential among all steppe types in China. Here, livestock grazing is the most common way of grassland utilization. Because the soils are mostly fine-textured and xeric, with water-logging occurring frequently in wet years, the meadow steppe is assumed to be unique and significant in terms of soil CH₄ uptake. However, studies on soil CH₄ dynamics of this steppe have been rarely carried out.

We conducted a 9-year field experiment to examine interannual changes and controls of soil CH₄ uptake in response to variable stocking rates. Our study objectives were: (1) to examine interannual variation in soil CH₄ uptake with respect to grazing intensity; and (2) to explore underlying mechanisms regulating CH₄ uptake. Grazing usually may result in a series of changes in plant community traits and soil properties that may more or less mediate CH₄ consumption by MOB. We selected canopy cover and height, litter biomass, aboveground biomass (AGB), belowground biomass (BGB), soil physical and microclimatic variables, soil microbial biomass (SMB), and soil nutrients as potential driving factors. We hypothesized that grazing may impose impacts on CH₄ uptake by the soil via three approaches: (1)

trampling that affects soil thermal and water regimes and compact the soil; (2) herbivory that may decrease litter input and carbohydrate allocation into the soil and subsequently may influence microbially-associated belowground processes; and (3) excretion of dung and urine on sward patches that may alter the soil chemical property thereof. All these may more or less influence the abundance and/or activity of MOB.

Methods And Materials

Study site

We conducted the field experiment in a *Leymus chinensis* meadow steppe ecosystem in the Hulun Buir steppe region, on the northeastern Inner Mongolia Plateau. In brief, the landform is dominated by hills, lowlands and table lands, with elevations mostly varying between 600 and 800 m. The region has a temperate semi-humid climate, with an annual precipitation mostly between 350 and 400 mm that is highly seasonally variable. The mean annual air temperature spatially varies between -5 and -2°C , with a growing period of around 110 days. Chestnut soil is the predominant soil type, which corresponds to Castanozems in the soil taxonomic system of the FAO (Li et al. 2020). The vegetation is composed of perennial grasses, sedges, and forbs, of which *Leymus chinensis*, *Stipa baicalensis*, *Carex duriuscula*, *Galium verum*, *Bupleurum scorzonerifolium*, and *Filifolium sibiricum* are the dominant species. There was a more than 100-year history of free-range livestock in the region, up until the 2000s, after which prescribed ranging was implemented.

Experimental design

The field study plot is located at the Hulun Buir Grassland Ecosystem Observation and Research Station of the Chinese Academy of Agricultural Sciences (CAAS) ($49^{\circ}19'349''\text{N}$, $119^{\circ}56'521''\text{E}$; 670m a.s.l.) (Fig. 1S). The steppe had been under heavy grazing since the 1980s. The grazing experiment with five stocking rates and one control unit was initiated in 2009 and has been continuously run till nowadays. Therefore, the control and all grazing treatments except the heavy grazing treatment (0.69, G0.92) represented a stand sequence with variable degrees of recovery, while the heavy grazing treatment represented a stand under continuous long-term disturbance. The treatments were arranged in a randomized block design. Each treatment had three replicated units, with each unit being 5 ha in size. As such, a total of 18 units of six treatments were established. The units were separated by fences. The stocking rates were set as 0.00, 0.23, 0.34, 0.46, 0.69, and 0.92 AU ha⁻¹, where 1 AU = 500 kg of adult cattle, corresponding to 0, 2, 3, 4, 6, and 8 young cattle (with $\sim 250\text{--}300$ kg) per unit (Fig. 1S). Grazing lasted for 120 days between June and September in each growing season from 2009 to 2018. The grazing cattle were kept in each unit for 24 h each day during the entire grazing period.

CH₄ measurements and data analysis

CH₄ fluxes were measured *in situ* using the closed static chamber technique (Hutchinson and Mosier 1981). The static chambers were made of stainless steel and consisted of two parts: a square base

frame (0.5 m × 0.5 m × 0.1 m) and a removable lid (0.5 m × 0.5 m × 0.5 m). Three frames were inserted in each unit at a soil depth of 10 cm, and those remained fixed during the whole study period (2009–2018). The frames were only 3 cm above the ground, so they did not interfere with the movement of grazing cattle. Movable protection was used during sampling to prevent staff trampling from impacting vegetation and ground conditions. A fan powered by a 12V battery was installed on the top wall of each static chamber to mix the air in the chamber. When placing the chambers on the frames, the vegetation within the frames was kept as intact as possible. CH₄ in the chambers was collected using a 60 ml air-tight plastic syringe at 0, 10, 20 and 30 minute intervals for opaque chambers after manually closing the chamber between 9:00 to 11:00 h am. Our previous studies indicated that CH₄ emission during the time interval of 9:00–11:00 in the morning is well representative of the average rate over a 24 h cycle (Wang et al. 2005b). Gas samples were pumped into 50 ml airbags and sealed tightly. These bags were then transported to the lab within one week for CH₄ concentration measurement using an Agilent 7890A series gas chromatograph (Agilent 7890A, Agilent Technologies, Ltd., Co., USA). CH₄ fluxes were measured bi-weekly from June to September in 2010 and weekly in the following years. CH₄ fluxes were calculated by least squares regression of concentrations over time and expressed as μg CH₄-C m⁻² h⁻¹, after being corrected for air pressure, volume, and surface area.

The greenhouse gas CH₄ flux was calculated from the concentration change over the sampling intervals by using the following expression:

$$F = \rho \times V \times \frac{\Delta C}{\Delta t} \times \frac{1}{A} = D \times H \times \frac{\Delta C}{\Delta t}$$

where F means gas flux (mg m⁻² h⁻¹); ρ is the gas density inside the chamber (ρ = P/RT, P is air pressure at the sampling site, R refers to the gas constant, and T is temperature inside the chamber); V is the

volume of the measuring chamber (m³); $\frac{\Delta C}{\Delta t}$ is the linear slope change of CH₄ gas concentrations in the container during the sampling time; V is the volume of measuring chamber, unit m³; A is the bottom area of the measuring chamber (m²); H is the height of chambers. A positive value for F means gas emission into the atmosphere from the soil, and a negative value means gas absorption from the atmosphere to the soil (Dong et al. 2000). The seasonal mean flux was calculated by averaging all flux measures during the sampling period. The cumulative (growing season of each year) flux rates were calculated by multiplying the average values by 120 days (i.e. the number of days between 1-June and 30-September).

Vegetation and soil properties

Five 1 m × 1 m quadrats were randomly placed within each grazing unit in August of each year. The canopy height was derived in light of the individual shoot heights of all major species, with 5 randomly selected individuals per species being measured. A 1 m × 1 m point frame with 100 crosshairs using a grid was used to measure canopy coverage. The aboveground vegetation was subsequently clipped to the ground, separated into living and dead materials, and dried at 65°C for 48 h to determine the aboveground biomass (AGB) and litter mass. Below-ground biomass (BGB) samples were taken at the

same time at 10 cm-interval soil depths of 0–60 cm by a 30 cm × 30 cm cross-section, with three replications for each unit being sampled (Yan et al. 2016).

Soil samples of the top 10 cm layer were collected using a soil drill with an inner diameter of 5cm from 10 random locations per unit in early August of each year, with the ten samples being mixed to get an average for each unit. The combined samples were divided into two parts. One part was immediately screened by a 2 mm soil sieve, so it was maintained fresh and intact for determining soil microbial biomass and carbon, nitrogen, ammonium nitrogen and nitrate nitrogen contents. The other part was wind-dried, crushed and passed through a 0.15 mm sieve and a 2 mm sieve, respectively, for analysing soil properties. Soil organic carbon (SOC) was measured by the dichromate oxidation method; total soil nitrogen (TN) was measured by semi-micro Kjeldahl determination (Bao 2000); soil available nitrogen (SAN) was measured using the distillation method (Bao 2000). Soil ammonium ($\text{NH}_4^+\text{-N}$) and nitrate ($\text{NO}_3^-\text{-N}$) contents were determined using a flow injection auto-analyser (Bao 2000); soil microbial biomass carbon (MBC) and microbial biomass nitrogen (MBN) was measured using the fumigation-extraction method. Soil pH (in water) was determined by using the electrode method. The soil moisture (M_s) was measured by the oven-drying method, and soil bulk density (SBD) was measured with the ring knife method by oven-drying the soils at 105°C for 24 hours (Bao 2000). Soil temperature was measured daily by using portable thermometers in the early years and automatic datalog sets in later years. Zhang et al. (2021) offers a detailed description of the methods used concerning soil physicochemical parameters.

Statistical analyses

Mean CH_4 uptake rates were calculated by arithmetically averaging individual flux values on a given sampling occasion. Differences in mean and seasonal cumulative CH_4 uptake rates among treatments were determined by analysis of two-way ANOVAs followed by Duncan multiple range test, with effects of $p < 0.05$ being significant. Because the effect of grazing differed among the study years, repeated-measures ANOVAs were applied to determine the main and interactive effects of measurement year and grazing intensity on CH_4 uptake rate, respectively. Linear regression was used to determine the mean variation of CH_4 uptake in response to variations in vegetation properties and soil parameters. All statistical analyses were carried out using the SPSS software package (v24.0, SPSS, Inc.). Concurrently measured biotic or abiotic variables were assumed to cause variations in CH_4 uptake when the correlation was significant ($P < 0.05$).

Results

CH_4 uptake and grazing intensity

The steppe ecosystem acted as a CH_4 sink during the 9-year study period, irrespective of stocking rate and year (Fig. 1). CH_4 uptake was the highest ($-84.15 \pm 5.31 \mu\text{g m}^{-2} \text{h}^{-1}$) at no-grazing treatment

(G0.00), albeit there was no significant difference ($P > 0.05$) from that of G0.23 ($-77.74 \pm 3.24 \mu\text{g m}^{-2} \text{h}^{-1}$). The remaining four treatments significantly reduced the CH_4 uptake to ($-60.12 \pm 0.49 \mu\text{g m}^{-2} \text{h}^{-1}$). Interestingly, we found no significant difference among these four treatments ($P > 0.05$). The long-term average CH_4 uptake with stocking rate followed a clear sigmoid pattern (Fig. 1). However, when examined at annual scale, stocking rates had different effects on the CH_4 uptake rate, depending on the study year (Fig. 2A). Overall, there were no significant differences in the CH_4 uptake rate between the treatments in the first three study years (2010–2012). In contrast, significant negative effects at the highest stocking rate (G0.92) were detected in all the subsequent years, while with the exception of the lowest stocking rate (G0.23), all the other stocking rates showed significant negative effects in 3–4 of the following years (i.e., CH_4 uptake significantly decreased with increasing stocking rate) (Fig. 2A). When a simple linear regression model was applied to the relationship, with the cumulative treatment years increasing, the slope of the regression line increased substantially until to the year 2014 after five years of grazing treatment, after which the slope remained relatively constant. For example, the slope of the regression line in 2010 and 2011 was similar at $-9.92 \mu\text{g m}^{-2} \cdot \text{h}^{-1} \cdot \text{Year}^{-1}$ and $-7.75 \mu\text{g m}^{-2} \cdot \text{h}^{-1} \cdot \text{Year}^{-1}$, respectively. This slope increased to $10.10 \mu\text{g m}^{-2} \cdot \text{h}^{-1} \cdot \text{Year}^{-1}$ in 2012 and $29.00 \mu\text{g m}^{-2} \cdot \text{h}^{-1} \cdot \text{Year}^{-1}$ in 2013. Starting in 2014, the slope appeared to level off at $36 \mu\text{g m}^{-2} \cdot \text{h}^{-1} \cdot \text{Year}^{-1}$ (Fig. 2B). It is worth noting that the variation among the treatments of the same year also changed over time during the 9-year study period (Fig. 3B). The variation among the treatments, as measured by confidence interval (CV), exhibits a logistical change with year, ranging from the lowest value (4.84%) in 2010 to 24.93% in 2016.

Interannual change in CH_4 uptake

We also examined our field data for interannual changes and variations (Fig. 3A, Fig. 4). The changes in CH_4 uptake rate over time appear to depend on grazing intensity (Fig. 3A). Nevertheless, an obvious trend in this pattern occurred with increasing stocking rate. The interannual variation in the CH_4 uptake rate show an obvious increasing trend under no-grazing (G0.00) and light grazing (G0.23) treatments, but this uptake shows no obvious increase at G0.34, and this increasing trend was shifted to a decreasing one under G0.46, G0.69 and G0.92. Interestingly, we found that the interannual variation (i.e., CV values) show a positive linear relationship with an increasing stocking rate (Fig. 4), which ranged from 13.63% under G0.00 to 27.98% under G0.92.

Regulation of CH_4 uptake

By pooling all field data from 9 years and 6 grazing treatments, we detected significant positive relationships between CH_4 uptake rate and major vegetation parameters, including canopy height, canopy cover, AGB, BGB, and litter biomass (Fig. 5). Of all the microclimatic and soil parameters, significant negative relationships between CH_4 uptake rate and precipitation, soil moisture, and soil NH_4^+ -N content were ascertained. However, significant positive relationships between CH_4 uptake rate and soil organic carbon, total nitrogen, and microbial biomass nitrogen were found (Fig. 6).

We performed forward stepwise regression analysis by including all potential biophysical variables as independent variables (Table 1). It appears that CH₄ uptake under different grazing intensity can be confidently predicted by three dominant drivers at R² value of 0.75 for G0.92 and 0.96/0.97 at G0.23/G0.69. However, the three most significant independent variables, as well as their contributions, were not the same among treatments. For example, under the no-grazing (G0.00) and light grazing (G0.23) treatments, soil NH₄⁺-N and belowground biomass were selected as the significant drivers for predicting CH₄ uptake, whereas under G0.34 and G0.46, rainfall and soil available nitrogen (mainly NH₄⁺-N) became the major explanatory variables. For G0.69 and G0.92, total nitrogen, vegetal biomass, and soil moisture assumed major importance.

Table 1

Multivariate linear regression models for predicting the annual CH₄ uptake rate with biotic and abiotic variables under the six experimental treatments. Three most significant independent variables were selected and presented sequentially according to their contributions ranging 0–1 in the parentheses. AGB: Aboveground biomass; BGB: Belowground biomass; TN: Soil total nitrogen; SAN: Soil available nitrogen; MBC: Microbial biomass carbon.

Treatment	Stepwise regression equation	F	P	R ²	Contribution
G0.00	CH ₄ = 85.36 - 0.45NH ₄ ⁺ -N + 0.021BGB + 0.38Cover	11.62	0.01	0.88	NH ₄ ⁺ -N (0.51)
					BGB (0.17)
					Cover (0.14)
G0.23	CH ₄ = 92.68 + 0.04BGB - 0.42NH ₄ ⁺ -N + 11.39TN	41.45	0.001	0.96	BGB (0.39)
					NH ₄ ⁺ -N (0.33)
					TN (0.24)
G0.34	CH ₄ = 55.05 - 0.11Rainfall + 0.10SAN + 0.18Litter	7.64	0.03	0.82	Rainfall (0.48)
					SAN (0.14)
					Litter (0.20)
G0.46	CH ₄ = 60.61 - 0.14Rainfall + 0.10SAN + 0.04MBC	8.92	0.02	0.84	Rainfall (0.44)
					SAN (0.28)
					MBC (0.12)
G0.69	CH ₄ = 23.17 + 35.30TN + 0.04BGB - 1.70SM	51.36	0.00	0.97	TN (0.47)
					BGB (0.38)
					SM (0.12)
G0.92	CH ₄ = 137.88 + 0.54AGB - 0.10MBC - 0.45NH ₄ ⁺ -N	4.97	0.06	0.75	AGB (0.27)
					MBC (0.34)
					NH ₄ ⁺ -N (0.14)

Two-way ANOVA analysis indicated that treatment had a significant effect on CH₄ uptake rate and vegetation parameters except BGB (Table 2). For soil properties, grazing produced significant effects only on soil moisture and soil NO₃⁻-N (Table 2). Interestingly, the interannual variation was significant for all

variables. The interactive effects from treatment and year were significant on CH₄ uptake and vegetation parameters except BGB, but nonsignificant on most soil properties, except soil moisture, total nitrogen, and nitrate.

Table 2

Results of two-way ANOVAs testing the effects of grazing treatment (T) and Year (Y) on the mean and seasonal cumulative soil CH₄ uptake, vegetation characteristics, and soil parameters over the study period of 2010–2018. N * and ** represent significance level of at 0.05 and 0.01, respectively.

Independent Variable	Model	T	Y	T * Y	R ²
Mean CH ₄ uptake	4.46**	10.64**	16.93**	1.19	0.532
Cumulative CH ₄ uptake	4.46*	10.68**	16.93**	1.19	0.533
Height	22.05**	194.57**	11.38**	2.62**	0.874
Coverage	21.90**	89.51**	76.60**	2.51**	0.873
Aboveground biomass (AGB)	20.24**	150.88**	31.60**	1.64*	0.864
Belowground biomass (BGB)	4.19**	2.21	21.00**	1.07	0.512
Litter biomass	11.13**	60.50**	17.05**	3.77**	0.769
Soil moisture (Ms)	25.94**	19.56**	150.25**	1.88**	0.891
Soil bulk density (SBD)	1.93*	2.00	7.24**	0.86	0.234
pH	4.93**	1.76	27.67**	0.77	0.564
Soil organic carbon (SOC)	14.46*	1.29	88.61**	1.27	0.816
Soil total nitrogen (TN)	6.21**	1.85	32.15**	1.56*	0.632
Soil available nitrogen (SAN)	17.47**	1.04	110.94**	0.83	0.844
Soil ammonium nitrogen (NH ₄ ⁺ -N)	60.78*	0.69	398.25**	0.80	0.952
Soil nitrate nitrogen (NO ₃ ⁻ -N)	17.15**	2.30*	104.04**	1.52*	0.846
Microbial biomass carbon (MBC)	4.83**	0.31	28.25**	0.71	0.558
Microbial biomass nitrogen (MBN)	2.53**	0.52	13.49**	0.59	0.335

Figure S1 Geographic location of the study site and the experimental design in Inner Mongolia. Six grazing intensities at 0.00, 0.23, 0.34, 0.46, 0.69 and 0.92 AU ha⁻¹. One AU is equivalent to a 500 kg adult cow. The stocking rates were achieved by deploying 0, 2, 3, 4, 6 and 8 young cattle (~ 250–300 kg) per unit.

Discussion

Grazing effects on CH₄ uptake

We found two contrasting patterns of CH₄ flux in response to increasing stocking rate. In the first two years of grazing, CH₄ uptake rate increased with stocking rate (Fig. 2A) with no significant differences detected among the treatments, suggesting that grazing effects on CH₄ flux are not immediate. Indeed, the meadow steppe is more resistant to grazing than other steppe types in Inner Mongolia, due to its rich soil (fine textured, well-drained) and vegetation (height, diversity). The dominant plant species (i.e., *Leymus chinensis*) is more resistant to feeding and trampling than the *Stipa* spp. that dominate other steppes. Previous studies show that soil moisture and aeration conditions of the *L. chinensis* steppe are much less prone to grazing trampling, and its regrowth of biomass is also less affected by short-term herbivory, mainly due to the rhizomatous growth form of *L. chinensis* per se, in striking contrast to the bunch growth form of *Stipa* species (Li et al., 2020). As a result, the activity of MOB and CH₄ uptake were also less affected by grazing in the initial few years in this steppe ecosystem.

An obviously decreasing trend in CH₄ uptake with increasing grazing intensity appeared in the following years, with the highest stocking rate showing the greatest negative effects on CH₄ uptake (Fig. 2A, 2B). Overall, grazing reduced CH₄ uptake of the soil regardless of grazing intensity, which is consistent with most previous studies in typical steppes (Du et al. 1997; Dong et al. 2000; Wang et al. 2000; Wang et al. 2005a, 2005b; Liu et al. 2007; Holst et al. 2008), desert steppes (Tang et al. 2013), and alpine steppes (Wei et al. 2012). Wang et al. (2009) synthesized a number of relevant studies in the typical steppe and found that, on average, the CH₄ uptake in grazed grasslands was approximately 68% of that in un-grazed grasslands. Treating three steppe types in China (i.e., desert, typical and meadow steppes) as a whole, Tang et al. (2013) showed that light grazing did not significantly change CH₄ uptake compared with un-grazed steppe, but moderate and heavy grazing reduced CH₄ uptake by 6.8% and 37.9%, respectively. In this study, reductions in CH₄ uptake varied between 7.6% in the light grazing treatment (G0.23) and 25.4% in the heavy grazing treatment (G0.92), which fall within the range of Tang et al. (2013).

Three mechanisms may be responsible for the changes and differences in CH₄ uptake under grazing in our study grassland. First, they may have resulted from changes in vegetation traits due to variable grazing. The CH₄ uptake rate significantly positively correlated with the vegetation traits examined in our study (Fig. 5), indicating that the effects of grazing on methane uptake was partially mediated by vegetation. CH₄ oxidation in the rhizosphere is the most important process for CH₄ cycle, and methanotrophs are developed mainly in the oxidized soil layer and in the aerobic rhizosphere of plants. Here methanotrophs are associated with roots and rhizomes of plants and their activities should correlate with the oxidizing environment of the rhizosphere for MOB (Le Mer and Roger 2001). Changes in litter input and carbohydrate allocation into the soil may play a role in affecting CH₄ uptake in this study, although SOM is not the principal energy source for MOB, mainly because SOM may influence the soil food-chain, indirectly affecting the abundance of MOB. By contrast, the effects of vegetation traits on soil moisture and thermal conditions may assume more importance in this regard.

The second mechanism may be that grazing changes soil $\text{NH}_4^+\text{-N}$ content and thus affects methane uptake. A significant negative relationship between the CH_4 uptake rate and soil $\text{NH}_4^+\text{-N}$ content was found in this study (Fig. 6). Our long-term data showed that the multi-year mean soil $\text{NH}_4^+\text{-N}$ content had increased by all grazing treatments, particularly at the highest stocking rate (Zhang et al. 2021). For some years, one- to two-fold increases in soil $\text{NH}_4^+\text{-N}$ content were observed under the highest stocking rate compared to the reference unit (G0.00). Increases in available nitrogen content, soil $\text{NH}_4^+\text{-N}$ in particular, resulted mainly from livestock excretion of dung and urine. Quite a few studies have showed that methane oxidation potential of upland soils may be reduced by ammonium N-fertilizer application (Mosier et al. 1991; Le Mer and Roger 2001; Täumer et al. 2020). When soil CH_4 concentration (< 12 ppm) is low, high soil $\text{NH}_4^+\text{-N}$ concentration can significantly inhibit the methanotroph process (i.e., CH_4 oxidation) (Topp and Pattey 1997). It has been reported in an alpine meadow that animal dung was the primary CH_4 source, while urine-soaked soil consumed much less CH_4 (Lin et al. 2009). In a desert steppe in Inner Mongolia, Jiang et al. (2012) showed that CH_4 uptake from urine and dung units decreased by 25.7% and 33.3%, respectively, compared with a control unit. Wang et al. (2013) also measured CH_4 emission from urine and dung patches in a typical steppe. This nitrogen fertilization that led directly or indirectly to an increased soil $\text{NH}_4^+\text{-N}$ content produced an inhibitory effect on CH_4 oxidation through competition of methane monooxygenase towards nitrification and nitrite (Le Mer and Roger 2001). In addition, methanotrophs significantly contributed to nitrification in the rhizosphere, while the contribution of nitrifiers to CH_4 oxidation was insignificant (Han et al. 1999).

Thirdly, altered soil moisture by grazing may be another mechanism that regulates CH_4 uptake. Our long-term data showed that soil moisture was higher in most cases under various stocking rates of grazing than the no grazing (G0.00) treatment, although no linearly increasing trend of soil moisture with increasing stocking rate was found (Zhang et al. 2021). Stocking-resultant increases in soil moisture were likely related in part to the corresponding decreases in ANPP which consumed less soil water. In addition, we observed that dicotyledonous forbs with deep taproots were significantly more abundant in the no-grazing treatment than in all grazing treatments except the intermediate-grazing treatment, which could also be a cause in this regard. Given the significant negative relationship between the CH_4 uptake and soil water content (Fig. 6), the decrease in CH_4 uptake with stocking rate can be partially explained through the mediating role of soil moisture and increases soil bulk density. Soil submersion allows the development of the methanogenic activity and reduces methanotrophic activity by reducing the size of the oxidized zone. In a typical steppe, CH_4 uptake was primarily determined by soil temperature and soil moisture of the topsoil (7 cm) (Wang et al. 2005a). Negative correlation between CH_4 uptake and soil moisture was reported in an alpine steppe (Wei et al. 2012) and temperate steppes (Tang et al. 2013). At Swiss grassland sites, the soil methanotrophic activity is related to its water content. With the increase of water content, it gradually decreases and is close to the field capacity (Imer et al. 2013). Negative correlations between CH_4 consumption and soil moisture were also reported in Canadian forests and in a Massachusetts forest (Le Mer and Roger 2001). Upland soils, when temporarily submerged, may become

CH₄ sources. This was also observed in a Canadian grassland with well drained soils (Wang and Bettany 1995).

A positive correlation is often observed between the methanogenic potential and the SOM content in rice field soils, and almost all in situ studies have shown that organic matter incorporation markedly increased CH₄ emission. However, a positive relationship between CH₄ uptake and soil SOC content was detected in this study (Fig. 6), which may reflect the fact that grassland soils per se have rather low methanogenic potentials. This can be further corroborated by the fact that CH₄ production is often positively correlated with SOM content in soils exhibiting a high methanogenic activity (Le Mer and Roger 2001).

Complexity of grazing regulation on CH₄ uptake

Our multivariate linear regression analysis indicated that livestock grazing had substantially changed the interannual variation of both CH₄ uptake and its biophysical regulators in this steppe ecosystem (Fig. 3A, 3B; Table 1). The increasing trends of CH₄ uptake with year in the no-grazing (G0.00) and light grazing treatments (G0.23) may reflect a progressive successional process of the ecosystem under these treatments. In fact, this steppe had been under heavy grazing for ages prior to our experiment. As such, the vegetation and soil nutrient conditions should have improved compared with the start of the experiment under no grazing or light grazing conditions. Nevertheless, the control stand was far from the pristine stand in terms of vegetation and soil regimes. This may partially explain the non-significant differences in soil conditions, making it difficult to explain variation in CH₄ uptake along the grazing gradient. The positive correlations between CH₄ uptake and vegetation characteristics, SOC and total nitrogen contents (Figs. 5, 6) provide empirical evidences of an ecosystem recovery process (i.e., reduced grazing impacts). The positive relationships between CH₄ uptake rate and vegetation coverage and BGB (Table 1) also support this assumption. The negative relationships between CH₄ uptake and the soil NH₄⁺-N content (Tables 1, 2), however, suggest that other factors may be responsible for the interannual variations of CH₄ uptake under these light grazing treatments.

Under the light (G0.34) and intermediate (G0.46) grazing treatments (Fig. 3A), both increase and decrease in CH₄ uptake with year may reflect a standstill status over the successional process of the ecosystem since the start of the fencing. Here no significant changes in the vegetation characteristics and soil nutrient conditions had occurred. Climatic factors, especially rainfall, became the predominant driver for interannual dynamics of CH₄ uptake (Table 1). The negative relationships between rainfall and CH₄ uptake under these treatments may reflect the negative impacts of the soil NH₄⁺-N content on CH₄ uptake, whereas the positive relationships between CH₄ uptake and soil available nitrogen (Table 1) are likely due to the impacts of soil NO₃⁺-N on the CH₄ dynamics, coupled with the methanotrophic and the nitrification process (Han et al. 1999; Le Mer and Roger 2001) where the excretion of dung and urine played an important role.

With the heavy (G0.69) and over-grazing (G0.92) treatments, the decreasing trends of CH₄ uptake with year may reflect a retrogressive successional process by grazing. Here vegetation characteristics and soil conditions were significantly affected over the years (Li et al. 2021) and, consequently regulate CH₄ dynamics (Table 1). The positive correlations between CH₄ uptake and vegetation, SOC and total nitrogen contents (Figs. 5, 6) demonstrated their coupled influences on CH₄ uptake (Table 1). The negative relationship between CH₄ uptake and the soil NH₄⁺-N content (Table 1) further indicate that NH₄⁺-N content continued its role in regulating the interannual dynamics of CH₄ uptake under the over-grazing treatment. However, the relative importance of soil NH₄⁺-N was substantially underestimated in our multivariate linear regression analysis (Tables 1, 2). As previously discussed, dung was a significant CH₄ source, while urine patches restricted CH₄ consumption (Lin et al. 2009; Wang et al. 2013). The dung and urine patches under the over-grazing treatment in this study had covered about one-tenth of the entire steppe ground during each stocking season, which should have much more substantial impacts on the soil nitrogen budget. However, the nitrogen input via this way is difficult to be captured by measuring the soil contents of available components (NH₄⁺-N, NO₃⁻-N) due to their rapid volatile nature and their being prone to plant absorption. The negative relationship between the CH₄ uptake rate and soil water content detected in the heavy grazing treatment (Table 1) is mechanistically clear, while we did find that the interannual CV of soil moisture under this treatment was the second largest among all the treatments.

We found some inconsistent and even contradictory results with previous reports on the impacts of livestock grazing on grassland soil CH₄ uptake, partially due to the inconsistency in the number of study years and grazing intensity. Most previous studies were conducted in a single season or over 1–3 years. These studies did not have a broad range of stocking rates, either (i.e., limited to 1–3 grazing intensities). Clearly, long-term treatments with multiple stocking rates should be studied in other worldwide grasslands.

Our hypothesis that livestock grazing imposes impacts on methane dynamics in grassland soils through trampling, selective feeding, and excretion of dung and urine is generally accepted. These impacts are induced through alterations of soil moisture, aboveground biomass, and soil total nitrogen and NH₄⁺-N contents. Our findings are partially in agreement with some previous studies (Du et al. 1997; Wang et al. 2009; Wei et al. 2012). However, we have not teased apart the contributions of three grazing actions in the present study: trampling, vegetation-feeding, and excretion of dung and urine. Continued efforts are needed to see if the findings may shift over even longer time scales (e.g., decades), along with added efforts in partitioning the three specific grazing actions in the future.

Conclusion

We showed that the meadow steppe ecosystem acted as a significant CH₄ sink, irrespective of stocking rate and year. With increasing grazing intensity, CH₄ uptake rate decreased in a sigmoid curve-shaped manner, with the threshold grazing intensity (inflection point) being at the light grazing (G0.34). The

interannual variation of CH₄ uptake depended on grazing intensity. An increasing CH₄ uptake was found under the no-grazing (G0.00) and light grazing (G0.23) treatment, while a stable uptake was apparent under G0.34 treatment and a decreasing trend was seen for all other treatments. Major factors affecting CH₄ uptake among the treatments include vegetation characteristics, soil moisture and soil nitrogen regime, with soil NH₄⁺-N content assuming the most importance role. Interannual variations of CH₄ uptake were dominated by rainfall, belowground biomass (BGB), and soil nitrogen regime. Continued efforts are needed to see if our findings hold at longer time scales, as well as in other steppe ecosystems. We recognize that multi-year studies across a wider range of stocking rates are extremely necessary to test the effects of grazing on CH₄ uptake in global grassland ecosystems.

Declarations

The authors declare that they have no known competing financial interests or personal relationships that could have appeared to influence the work reported in this paper.

Acknowledgments

This work was supported by the National Key Research and Development Program of China (2017YFE0104500, 2016YFC0500601), the National Natural Science Foundation of China (31971769), the Fundamental Research Funds for Central Non-profit Scientific Institution (Y2020YJ19, 1610132021016), and the LCLUC program of NASA (80NSSC20K0410) to J. Chen, Special Funding for Modern Agricultural Technology Systems from the Chinese Ministry of Agriculture (CARS-34), Hulunbuir Science and Technology Project (YYFHZ201903), and Construction of Agricultural Science and Technology Innovation Alliance – Agriculture Basic Long-Term Scientific and Technological Work (NAES037SQ18). We thank Kristine Blakeslee of MSU for editing the English of this manuscript. Two anonymous reviewers provided constructive suggestions for improving the quality of this paper.

References

1. Bao S (2000) Soil Agrochemical Analysis. China Agriculture Press, Beijing
2. Bagchi S, Ritchie ME (2010) Introduced grazers can restrict potential soil carbon sequestration through impacts on plant community composition. *Ecol Lett* 13(8). <https://doi.org/10.1111/j.1461-0248.2010.01486.x>
3. Billings SA, Richter DD, Yarie J (2000) Sensitivity of soil methane fluxes to reduced precipitation in boreal forest soils. *Soil Biol Biochem* 32(10):1431–1441. [https://doi.org/10.1016/S0038-0717\(00\)00061-4](https://doi.org/10.1016/S0038-0717(00)00061-4)
4. Bodelier PLE, Gilissen MJB, Franke MM, Hordijk K (2012) Structural and functional response of methane-consuming microbial communities to different flooding regimes in riparian soils. *Ecol Evol* 2(1):106–127. <https://doi.org/10.1002/ece3.34>

5. Castaldi S, Fierro A (2005) Soil-atmosphere methane exchange in undisturbed and burned Mediterranean shrubland of southern Italy. *Ecosystems* 8(2):182–190.
<https://doi.org/10.2307/25053815>
6. Chen WW, Wolf B, Yao ZS, Brüggemann N, Butterbach-Bahl K, Liu CY, Han SH, Han XG, Zheng XH (2010) Annual methane uptake of typical semi-arid steppe in Inner Mongolia. *J Geophys Res Atmos* 115:D15108. <https://doi.org/10.1029/2009JD013783>
7. Chen W, Wolf B, Brüggemann N, Butterbach-Bahl K, Zheng X (2011a) Annual emissions of greenhouse gases from sheepfolds in Inner Mongolia. *Plant Soil* 340:291–301.
<https://doi.org/10.1007/s11104-010-0367-5>
8. Chen W, Wolf B, Zheng X, Yao Z, Butterbach-Bahl K, Brüggemann N, Liu C, Han S, Han X (2011b) Annual methane uptake by temperate semiarid steppes as regulated by stocking rates, aboveground plant biomass and topsoil air permeability. *Glob Change Biol* 17:2803–2816.
<https://doi.org/10.1111/j.1365-2486.2011.02444.x>
9. Chen WW, Zheng XH, Chen Q, Wolf B, Butterbach-Bahl K, Brüggemann N, Lin S (2013) Effects of increasing precipitation and nitrogen deposition on CH₄ and N₂O fluxes and ecosystem respiration in a degraded steppe in Inner Mongolia, China. *Geoderma* 192:335–340.
<https://doi.org/10.1016/j.geoderma.2012.08.018>
10. Cicerone RJ, Oremland RS (1988) Biogeochemical aspects of atmospheric methane. *Global Biogeochem Cy* 2(4):299–327. <https://doi.org/10.1029/GB002i004p00299>
11. Cui XY, Wang YF, Niu HS, Wu J, Wang SP, Schnug E, Rogasik J, Fleckenstein J, Tang YH (2005) Effect of long-term grazing on soil organic carbon content in semiarid steppes in Inner Mongolia. *Ecol Res* 20(5):519–527. <https://doi.org/10.1007/s11284-005-0063-8>
12. Dijkstra FA, Morgan JA, Von Fischer JC, Follett RF (2011) Elevated CO₂ and warming effects on CH₄ uptake in a semiarid grassland below optimum soil moisture. *J Geophys Res Biogeo* 116:79–89.
<https://doi.org/10.1029/2010JG001288>
13. Del Grosso SJ, Parton WJ, Mosier AR, Ojima DS, Potter CS, Boroken W, Brumme R, Butterbach-Bahl K, Crill PM, Dobbie K, Smith KA (2000) General CH₄ oxidation model and comparisons of CH₄ oxidation in natural and managed systems. *Global Biogeochem Cy* 14:999–1019.
<https://doi.org/10.1029/1999GB001226>
14. Dong YS, Zhang S, Qi YC, Chen ZZ, Geng YB (2000) Fluxes of CO₂, N₂O and CH₄ from typical temperate grassland in Inner Mongolia and its daily variation. *Chinese Sci Bull* 45(17):1590–1594.
<https://doi.org/10.1007/bf02886219>
15. Du R, Chen GX, Lu DR, Wang GC (1997) The primary research on in situ measurements of N₂O and CH₄ fluxes from the Inner Mongolia grassland ecosystem (in Chinese). *Journal of Climate Environmental Research* 2:264–272
16. Dunfield PF (2007) The soil methane sink. In: Reay DS, Hewitt CN, Smith KA, Grace J (eds) *Greenhouse gas sinks*. CABI, Wallingford, pp 152–170.
<https://doi.org/10.1079/9781845931896.0152>

17. Fan Y, Chen J, Shirkey G, John R, Wu SR, Park H, Shao CL (2016) Applications of structural equation modeling (SEM) in ecological studies: an updated review. *Ecol Proc* 5(1):19. <https://doi.org/10.1186/s13717-016-0063-3>
18. Fayez R, Esmael A (2006) Soil microbial activity and litter turnover in native grazed and ungrazed rangelands in semiarid ecosystem. *Biol Fert Soils* 43:76–82. <https://doi.org/10.1007/s00374-005-0066-1>
19. Frank AB, Liebig MA, Hanson JD (2002) Soil carbon dioxide fluxes in northern semiarid grasslands. *Soil Biol Biochem* 34:1235–1241. [https://doi.org/10.1016/S0038-0717\(02\)00062-7](https://doi.org/10.1016/S0038-0717(02)00062-7)
20. Frank DA, Gehring CA, Machut L, Phillips M (2003) Soil community composition and the regulation of grazed temperate grassland. *Oecologia* 442:603–609. <https://doi.org/10.1007/s00442-003-1385-2>
21. Gao YZ, Giese M, Lin S, Taube F, Brueck H (2008) Belowground net primary productivity and biomass allocation of a grassland in Inner Mongolia as affected by grazing intensity. *Plant Soil* 307:41–50. <https://doi.org/10.1007/s11104-008-9579-3>
22. Geng YB, Luo GQ, Yuan GF (2010) CH₄ uptake flux of *Leymus chinensis* steppe during rapid growth season in Inner Mongolia, China. *Sci China Earth Sci* 53:977–983. <https://doi.org/10.1007/s11430-010-3082-4>
23. Gullledge J, Schimel JP (1998) Moisture control over atmospheric CH₄ consumption and CO₂ production in diverse Alaskan soils. *Soil Biol Biochem* 30:1127–1132. [https://doi.org/10.1016/S0038-0717\(97\)00209-5](https://doi.org/10.1016/S0038-0717(97)00209-5)
24. Gutman G, Chen JQ, Henebry G, Kappas (Eds.)M (2020) Landscape dynamics of drylands across greater central Asia: people, societies and ecosystems. Springer. <https://doi.org/10.1007/978-3-030-30742-4>
25. Han XG, Li LH, Huang JH (1999) An Introduction to Biogeochemistry. Chinese Higher Education Press, Beijing, pp 181–184
26. Holst J, Liu C, Yao Z, Brüggemann N, Zheng X, Giese M, Butterbach-Bahl K (2008) Fluxes of nitrous oxide, methane and carbon dioxide during freezing-thawing cycles in an Inner Mongolian steppe. *Plant Soil* 308(1–2):105–117. <https://doi.org/10.1016/10.1007/s11104-008-9610-8>
27. Hu FL, Yan Y, Lu XQ, Wu J, Ding H, Liu ZM (2016) Carbon distribution pattern of grassland biomass in Inner Mongolia. *J of Grassland Industry* 25(4)
28. Hutchinson GL, Mosier AR (1981) Improved soil cover method for field measurements of nitrous oxide fluxes. *Soil Sci Soc Am J* 45:311–316. <https://doi.org/10.2136/sssaj1981.03615995004500020017x>
29. Imer D, Merbold L, Eugster W, Buchmann N (2013) Temporal and spatial variations of soil CO₂, CH₄ and N₂O fluxes at three differently managed grasslands. *Bio Geosciences* 10(9):5931–5945. <https://doi.org/10.5194/bg-10-5931-2013>

30. IPCC [Intergovernmental Panel on Climate Change] (2013) Climate change 2013: the physical science basis. Pages 659–740. In: Stocker TF, Qin D, Plattner G-K, Tignor M, Allen SK, Boschung J, Nauels A, Xia Y, Bex V, Midgley PM (eds) Contribution of Working Group I to the Fifth Assessment Report of the Intergovernmental Panel on Climate Change. Cambridge University Press, Cambridge
31. Jiang YY, Tang S, Wang C, Zhou P, Tenuta M (2012) Contribution of urine and dung patches from grazing sheep to methane and carbon dioxide fluxes in an Inner Mongolian desert grassland. *Asian Austral J Anim* 25(2):207–212. <https://doi.org/10.5713/ajas.2011.11261>
32. Jones SK, Rees RM, Skiba UM, Ball BC (2005) Greenhouse gas emissions from a managed grassland. *Glob Planet Change* 47(2–4):201–211. <https://doi.org/10.1016/j.gloplacha.2004.10.011>
33. John R, Chen JQ, Giannico V, Park H, Xiao JF, Shirkey G, Ouyang Z, Shao CL, Laforzezza R, Qi JG (2018) Grassland canopy cover and aboveground biomass in Mongolia and Inner Mongolia: spatiotemporal estimates and controlling factors. *Remote Sens Environ* 213:34–48. <https://doi.org/10.1016/j.rse.2018.05.002>
34. Keller M, Goreau TJ, Wofsy SC, Kaplan WA, McElroy MB (1983) Production of nitrous oxide and consumption of methane by forest soils. *Geophys Res Lett* 10:1156–1159. <https://doi.org/10.1029/GL010i012p01156>
35. Knief C, Lipski A, Dunfield PF (2003) Diversity and activity of methanotrophic bacteria in different upland soils. *Appl Environ Microbiol* 69:6703–6714. <https://doi.org/10.1128/aem.69.11.6703-6714.2003>
36. Knox SH, Jackson RB, Poulter B, McNicol G, Fluet-Chouinard E, Zhang Z, Hugelius G, Bousquet P, Canadell JG, Saunio M, Papale D, Chu H, Keenan TF, Baldocchi D, Torn MS, Mammarella I, Trotta C, Aurela M, Bohrer G, Campbell DI, Cescatti A, Chamberlain S, Chen J, Chen W, Dengel S, Desai AR, Euskirchen E, Friborg T, Gasbarra D, Godec I, Goeckede M, Heimann M, Helbig M, Hirano T, Hollinger DY, Iwata H, Kang M, Klatt J, Krauss KW, Kutzbach L, Lohila A, Mitra B, Morin TH, Nilsson MB, Niu S, Noormets A, Oechel WC, Peichl M, Peltola O, Reba ML, Richardson AD, Runkle BRK, Ryu Y, Sachs T, Schäfer KVR, Schmid HP, Shurpali N, Sonntag O, Tang ACI, Ueyama M, Vargas R, Vesala T, Ward EJ, Windham-Myers L, Wohlfahrt G, Zona D (2019) Fluxnet-CH₄ synthesis activity: objectives, observations, and future directions. *B Am Meteorol Soc* 100(12). <https://doi.org/10.1175/BAMS-D-18-0268.1>
37. Kolb S, Knief C, Dunfield PF, Conrad R (2005) Abundance and activity of uncultured methanotrophic bacteria involved in the consumption of atmospheric methane in two forest soils. *Environ Microbiol* 7:1150–1161. <https://doi.org/10.1111/j.1462-2920.2005.00791.x>
38. Koschorreck M, Conrad R (1993) Oxidation of atmospheric methane in soil: measurements in the field, in soil cores and in soil samples. *Global Biogeochem Cy* 7(1):109–121. <https://doi.org/10.1029/92GB02814>
39. Kravchenko I, Boeckx P, Galchenko V, Van Cleemput O (2002) Short- and medium-term effects of NH₄⁺ on CH₄ and N₂O fluxes in arable soils with a different texture. *Soil Biol Biochem* 34:669–678. [https://doi.org/10.1016/S0038-0717\(01\)00232-2](https://doi.org/10.1016/S0038-0717(01)00232-2)

40. Le Mer JL, Roger P (2001) Production, oxidation, emission and consumption of methane by soils: a review. *Eur J Soil Biol* 37:25–50. [https://doi.org/10.1016/S1164-5563\(01\)01067-6](https://doi.org/10.1016/S1164-5563(01)01067-6)
41. Li LH, Chen JQ, Han XG, Zhang WH, Shao CL (2020) *Grassland Ecosystems of China*. Springer, Singapore. <https://doi.org/10.1007/978-981-15-3421-8>
42. Li LH (2021) *Chinese Vegetation and Environmental Change*. China Agricultural University Press, Beijing
43. Lin X, Wang S, Ma X, Xu G, Luo C, Li Y, Jiang G, Xie Z (2009) Fluxes of CO₂, CH₄, and N₂O in an alpine meadow affected by yak excreta on the Qinghai-Tibetan plateau during summer grazing periods. *Soil Biol Biochem* 41(4):718–725. <https://doi.org/10.1016/j.soilbio.2009.01.007>
44. Liu C, Holst J, Brüggemann N, Butterbach-Bahl K, Yao Z, Yue J, Han S, Han X, Krümmelbein J, Horn R, Zheng X (2007) Winter-grazing reduces methane uptake by soils of a typical semi-arid steppe in Inner Mongolia. *China Atmos Environ* 41:5948–5958. <https://doi.org/10.1016/j.atmosenv.2007.03.017>
45. Liu C, Holst J, Brüggemann N, Butterbach-Bahl K, Yao Z, Han S, Han X, Zheng X (2008) Effects of irrigation on nitrous oxide, methane and carbon dioxide fluxes in an Inner Mongolian steppe. *Adv Atmos Sci* 25(005):748–756. <https://doi.org/10.1007/s00376-008-0748-3>
46. Liu CY, Holst J, Yao ZH, Brüggemann N, Butterbach-Bahl K, Han SH, Han XG, Tas B, Susenbeth A, Zheng XH (2009) Growing season methane budget of an Inner Mongolian steppe. *Atmos Environ* 43(19):3086–3095. <https://doi.org/10.1016/j.atmosenv.2009.03.014>
47. Mancinelli RL (1995) The regulation of methane oxidation in soil. *Ann Rev Microbiol* 49(1):581–605. <https://doi.org/10.1146/annurev.micro.49.1.581>
48. Mosier AR, Bronson K, Schimel D, Valentine D, Parton W (1991) Methane and nitrous oxide fluxes in native, fertilized and cultivated grasslands. *Nature* 350:330–332. <https://doi.org/10.1038/350330a0>
49. Mosier AR, Delgado JA (1997) Methane and nitrous oxide fluxes in grasslands in western Puerto Rico. *Chemosphere* 35(9):2059–2082. [https://doi.org/10.1016/S0045-6535\(97\)00231-2](https://doi.org/10.1016/S0045-6535(97)00231-2)
50. Mosier AR, Morgan JA, King JY, LeCain D, Milchunas DG (2002) Soil-atmosphere exchange of CH₄, CO₂, NO_x and N₂O in the Colorado shortgrass steppe under elevated CO₂. *Plant Soil* 240(2):201–211. <https://doi.org/10.5194/acpd-3-2691-2003>
51. Potter CS, Davidson EA, Verchot LV (1996) Estimation of global biogeochemical controls and seasonality in soil methane consumption. *Chemosphere* 32:2219–2246. [https://doi.org/10.1016/S1352-2310\(97\)80971-5](https://doi.org/10.1016/S1352-2310(97)80971-5)
52. Qi JG, Xin XP, John R, Groisman PP, Chen JQ (2017) Understanding livestock production and sustainability of grassland ecosystems in the Asian Dryland Belt. *Ecol Proc* 6(1):22. <https://doi.org/10.1186/s13717-017-0087-3>
53. Saggart S, Hedley CB, Giltrap DL, Lambie SM (2007) Measured and modelled estimates of nitrous oxide emission and methane consumption from a sheep-grazed pasture. *Agric Ecosyst Environ* 122:357–365. <https://doi.org/10.1016/j.agee.2007.02.006>

54. Schönbach P, Wolf B, Dickhfer U, Wiesmeier M, Chen WW, Wan HW, Gierus M, Butterbach-Bahl K, Kgel-Knabner I, Susenbeth A (2012) Grazing effects on the greenhouse gas balance of a temperate steppe ecosystem. *Nutr Cycl Agroecosyst* 93(3):357–371. <https://doi.org/10.1007/s10705-012-9521-1>
55. Steenwerth KL, Jackson LE, Calderon FJ, Scow KM, Rolston DE (2005) Response of microbial community composition and activity in agricultural and grassland soils after a simulated rainfall. *Soil Biol Biochem* 37:2249–2262. <https://doi.org/10.1016/j.soilbio.2005.02.038>
56. Tang SM, Wang CJ, Wilkes A, Zhou P, Jiang Y, Han G, Zhao M, Huang D, Schönbach P (2013) Contribution of grazing to soil atmosphere CH₄ exchange during the growing season in a continental steppe. *Atmos Environ* 67:170–176. <https://doi.org/10.1016/j.atmosenv.2012.10.037>
57. Topp E, Pattey E (1997) Soils as sources and sinks for atmospheric methane. *Can J Soil Sci* 77(2):167–178. <https://doi.org/10.4141/S96-107>
58. Tumer J, Kolb S, Boeddinghaus RS, Wang H, Schning I, Schrupf M, Urich T, Marhan S (2020) Divergent drivers of the microbial methane sink in temperate forest and grassland soils. *Glob Change Biol*. <https://doi.org/10.1111/gcb.15430>
59. Tveit AT, Hestnes AG, Robinson SL et al (2019) Widespread soil bacterium that oxidizes atmospheric methane. *PNAS*. <https://doi.org/10.1073/pnas.1817812116>
60. Wang FL, Bettany JR (1995) Short Communication: Methane emission from a usually well-drained prairie soil after snowmelt and precipitation. *Can J Soil Sci* 75(2):239–241. <https://doi.org/10.4141/cjss95-033>
61. Wang XY, Ding H, Zhang YJ, Chen WQ, Wang CJ, Yang XM, Luo W (2013) Dynamic changes of CH₄ and CO₂ emission from grazing sheep urine and dung patches in typical steppe. *Atmos Environ* 79(nov.):576–581. <https://doi.org/10.1016/j.atmosenv.2013.07.003>
62. Wang YF, Ji BM, Chen ZZ, Dennis O (2000) Preliminary results of a study on CH₄ flux in Xilin River basin steppe under different grazing intensities. *Acta Phytocologia Sinica* 24(6):693–696. <https://doi.org/10.1088/0256-307X/17/9/008>
63. Wang YS, Xue M, Zheng XH, Ji BM, Du R, Wang YF (2005a) Effects of environmental factors on N₂O emission from and CH₄ uptake by the typical grasslands in the Inner Mongolia. *Chemosphere* 58:205–215. <https://doi.org/10.1016/j.chemosphere.2004.04.043>
64. Wang ZP, Han XG, Li LH, Chen QS, Duan Y, Cheng WX (2005b) Methane emission from small wetlands and implications for semiarid region budgets. *J Geophys Res* 110:D13304. <https://doi.org/10.1029/2004JD005548>
65. Wang ZP, Song Y, Gullledge J, Yu Q, Liu HS, Han XG (2009) China's grazed temperate grasslands are a net source of atmospheric methane. *Atmos Environ* 43(13):2148–2153. <https://doi.org/10.1016/j.atmosenv.2009.01.021>
66. Wei D, Xu R, Wang Y, Wang Y, Liu Y, Yao T (2012) Responses of CO₂, CH₄ and N₂O fluxes to livestock enclosure in an alpine steppe on the tibetan plateau, China. *Plant Soil* 359(1–2):45–55. <https://doi.org/10.1007/s11104-011-1105-3>

67. White RP, Murray S, Rohweder M (2000) Pilot Analysis of Global Ecosystem: Grassland Ecosystems. World Resource Institute, Washington, DC. <https://doi.org/10.1038/nclimate1223>
68. Wolf B, Zheng X, Brüggemann N, Chen W, Dannenmann M, Han X, Sutton MA, Wu H, Yao Z, Butterbach-Bahl K (2010) Grazing-induced reduction of natural nitrous oxide release from continental steppe. *Nature* 464:881–884. <https://doi.org/10.1038/nature08931>
69. Yan R, Tang H, Xin X, Chen B, Murray PJ, Yan Y, Wang X, Yang G (2016) Grazing intensity and driving factors affect soil nitrous oxide fluxes during the growing seasons in the Hulunber meadow steppe of China. *Environ Res Lett* 11:054004. <https://doi.org/10.1088/1748-9326/11/5/054004>
70. Zhang Y, Zhao JL, Xin XP, Wang M, Pan FJ, Yan RR, Li LH (2021) Effects of stocking rate on the interannual patterns of ecosystem biomass and soil nitrogen mineralization in a meadow steppe of northeastern China. *Plant Soil* 1–23. <https://doi.org/10.1007/s11104-021-04901-4>
71. Zhou XQ, Wang YF, Huang XZ, Tian JQ, Hao YB (2008) Effect of grazing intensities on the activity and community structure of methane-oxidizing bacteria of grassland soil in Inner Mongolia. *Nutr Cycl Agroecosyst* 80(2):145–152. <https://doi.org/10.1007/s10705-007-9127-1>

Figures

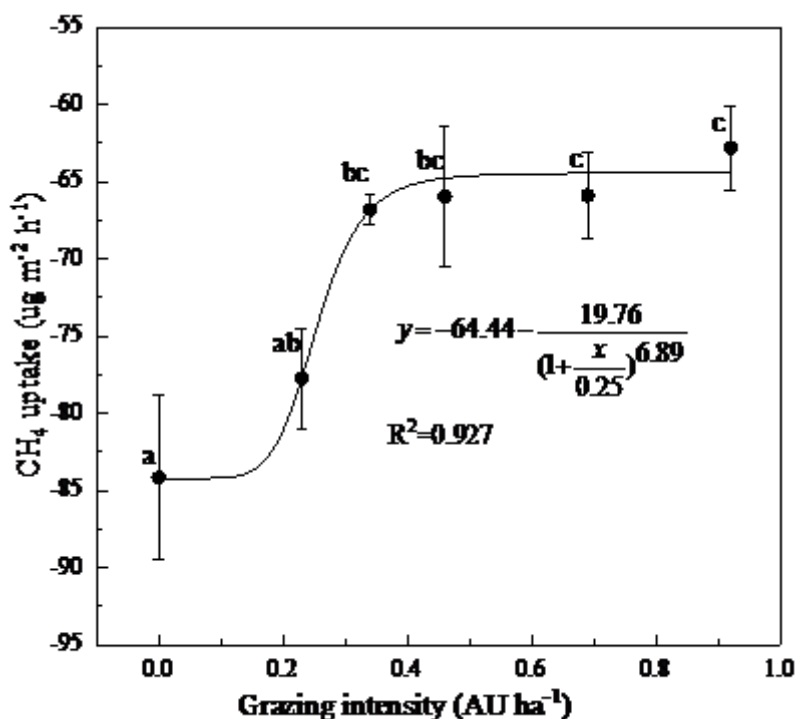


Figure 1

Change in annual mean CH₄ uptake (i.e., negative values) under different grazing treatments from 2010 through 2018. Bars represent the standard errors of the seasonal means. A simple logistic model is used to predict CH₄ uptake with grazing intensity. The letters indicate significant differences between the treatments in one-way ANOVA at $P < 0.05$.

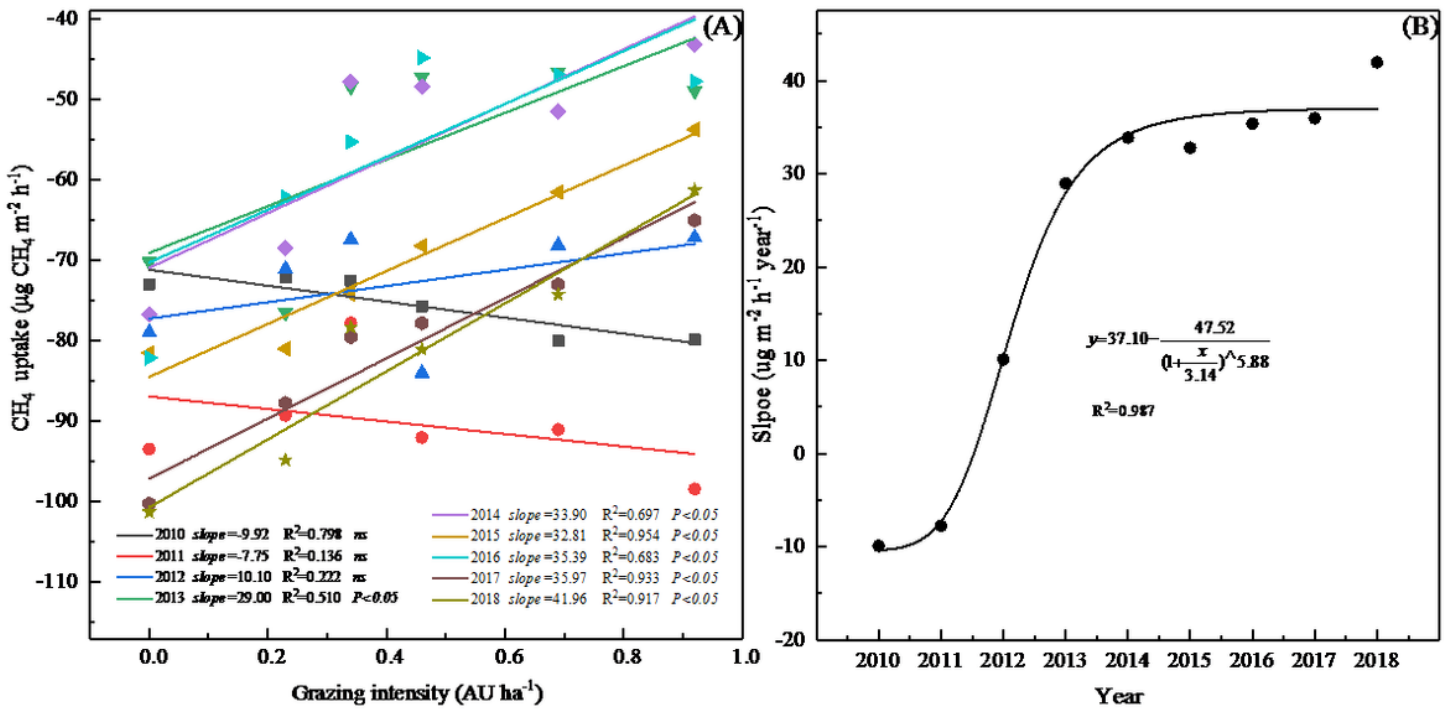


Figure 2

(A) Changes in mean (±se) CH₄ uptake rate with grazing treatments by year from 2010 through 2018. Simple linear regression is presented to demonstrate the direction (i.e., positive vs negative) and the magnitudes (i.e., regression slopes) for each year. Significance level is labeled as: NS (P>0.05) and (P<0.05). (B) Change in slope of simple linear regression models with year. A logistic model is applied to empirically fit the change.

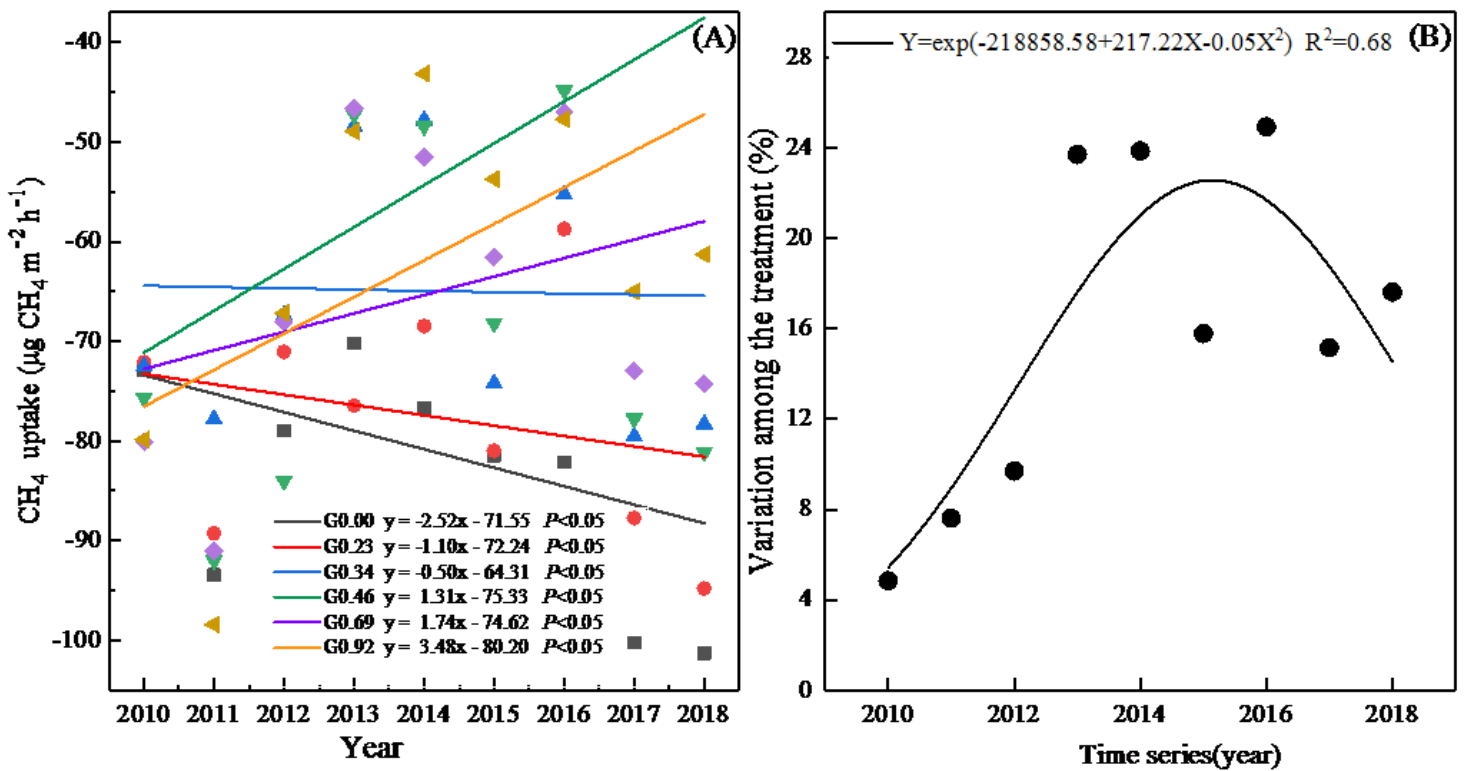


Figure 3

(A) Change in CH₄ uptake rate with year by treatment, showing a continued increase in CH₄ uptake at G0.00 and G0.23, insignificant change at G0.34, and weakened trending at G0.46-G0.92. (B) Change in variation (CVs) of CH₄ uptake among the grazing treatments with year.

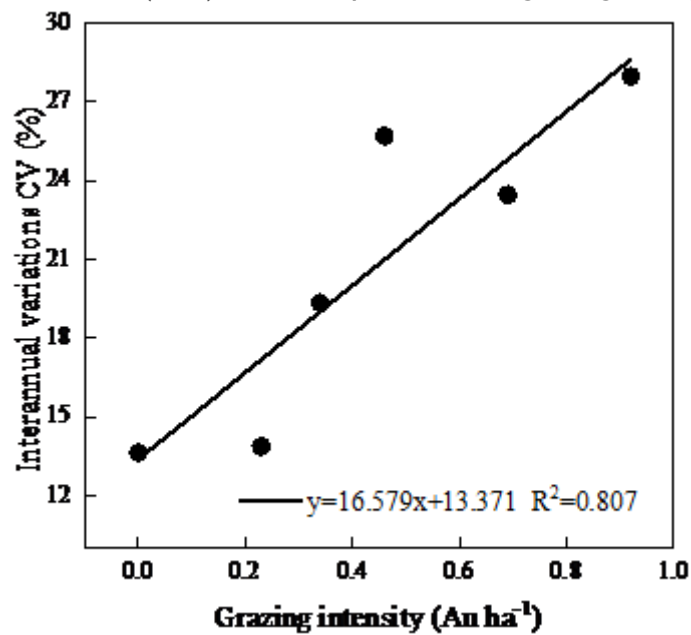


Figure 4

Linear increase of interannual variations (CVs) in CH₄ uptake strength with grazing intensity. CV represents the confidence interval of CH₄ uptake over the 9-year study period.

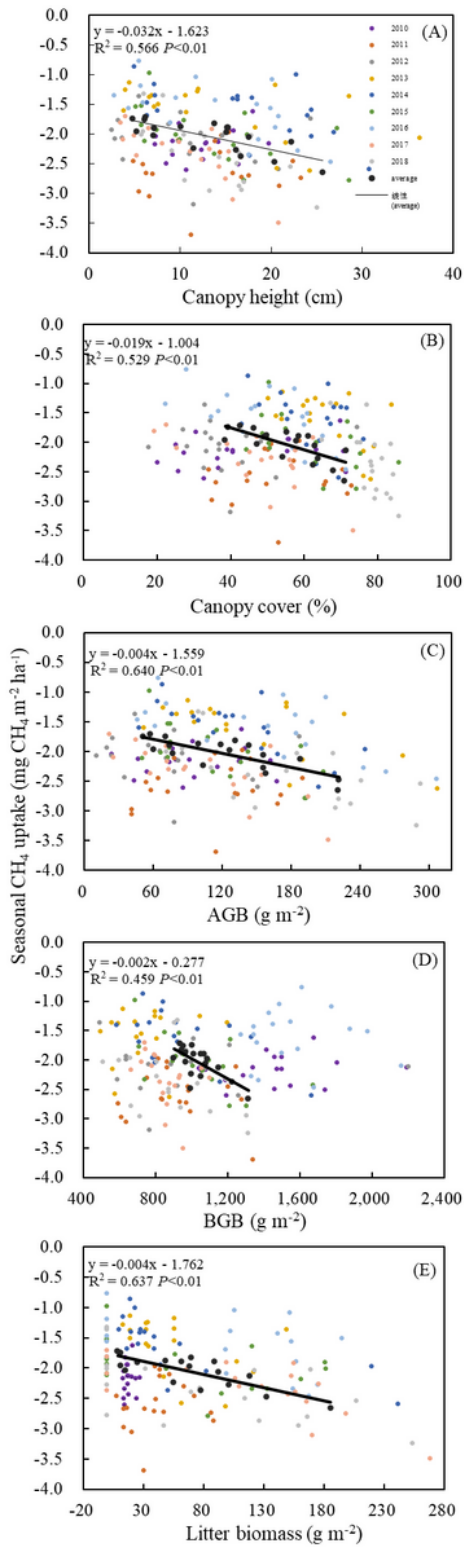


Figure 5

Empirical dependence of seasonal CH₄ uptake on canopy height (A), canopy cove (B), aboveground biomass (C), belowground biomass (D), and litter biomass(E).

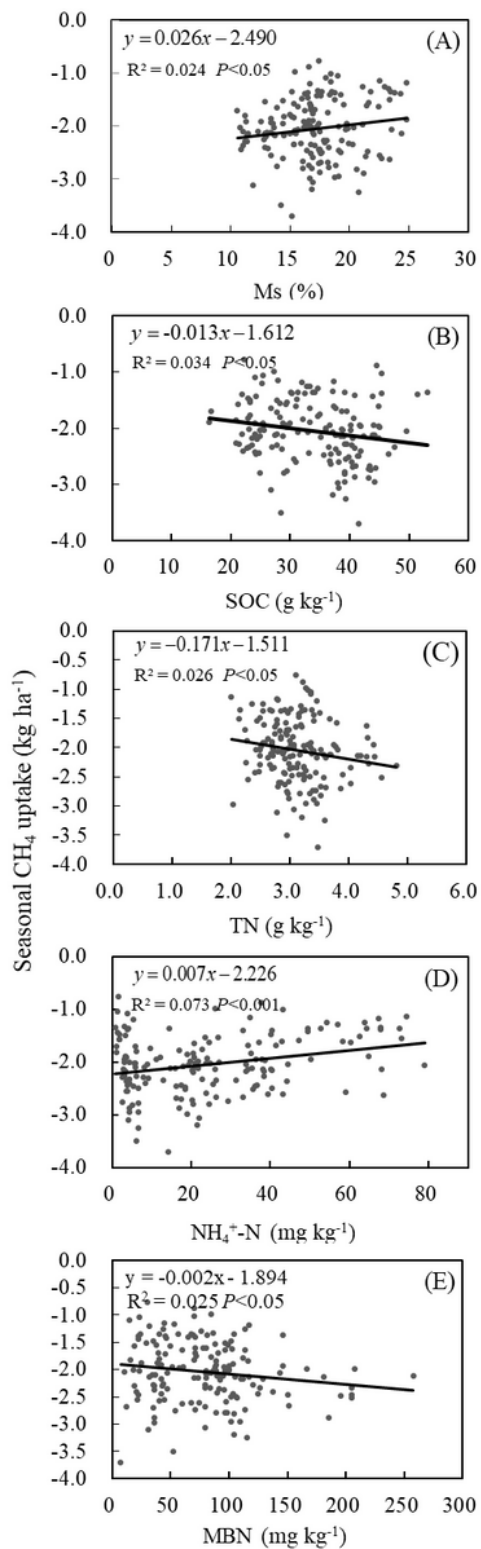


Figure 6

Empirical dependency of the seasonal CH₄ uptake rate on soil moisture (A), soil carbon (B), total soil nitrogen (C), ammonium nitrogen (D), and soil microbial biomass nitrogen (E).

Supplementary Files

This is a list of supplementary files associated with this preprint. Click to download.

- [floatimage7.jpeg](#)