

# The Hidden Burden of Adolescent Pregnancies in Rural Sri Lanka; Findings of The Rajarata Pregnancy Cohort

**Thilini Chanchala Agampodi** (✉ [thilinichanchala@yahoo.com](mailto:thilinichanchala@yahoo.com))

Department of Community Medicine, faculty of Medicine and Allied Sciences, Rajarata University of Sri Lanka

**Nuwan Darshana Wickramasinghe**

Department of Community Medicine, faculty of Medicine and Allied Sciences, Rajarata University of Sri Lanka

**Hemali Gayathri Jayakodi**

Regional Director of Health Services Office, Anuradhapura, Sri Lanka

**Gayani Shashikala Amarasinghe**

Department of Community Medicine, faculty of Medicine and Allied Sciences, Rajarata University of Sri Lanka

**Janith Niwanthaka Warnasekara**

Department of Community Medicine, faculty of Medicine and Allied Sciences, Rajarata University of Sri Lanka

**Ayesh Umeshana Hettiarachchi**

Department of Community Medicine, faculty of Medicine and Allied Sciences, Rajarata University of Sri Lanka

**Imasha Upulini Jayasinghe**

Department of Community Medicine, faculty of Medicine and Allied Sciences, Rajarata University of Sri Lanka

**Iresha Sandamali Koralegedara**

Department of Anatomy, Faculty of Medicine and Allied Sciences, rajarata University of Sri Lanka

**Dulani Kanchana Somasiri**

Department of Community Medicine, faculty of Medicine and Allied Sciences, Rajarata University of Sri Lanka

**Suneth Buddhika Agampodi**

Department of Community Medicine, faculty of Medicine and Allied Sciences, Rajarata University of Sri Lanka



---

## Research Article

**Keywords:** Adolescent pregnancies, pre-conceptual care, sexual and reproductive health services, Sri Lanka

**Posted Date:** February 9th, 2021

**DOI:** <https://doi.org/10.21203/rs.3.rs-154478/v1>

**License:**   This work is licensed under a Creative Commons Attribution 4.0 International License. [Read Full License](#)

---

**Version of Record:** A version of this preprint was published at BMC Pregnancy and Childbirth on July 7th, 2021. See the published version at <https://doi.org/10.1186/s12884-021-03977-1>.

# Abstract

## Background

Adolescent fertility is a main indicator of the Sustainable Developmental Goal (SGD) three. Although Sri Lanka is exemplary in maternal health the utilization of Sexual and Reproductive Health services (SRH) by adolescents is less documented. We describe the hidden burden, associated biological and psychosocial factors and utilization patterns of pre-conceptual services among pregnant adolescents in rural Sri Lanka.

## Methods

The study is based on the baseline assessment of the Rajarata Pregnancy Cohort (RaPCo) in Anuradhapura. Pregnant women newly registered from July to September 2019 were recruited to the study. The period of gestation was confirmed during the second follow-up visit (around 25-28 weeks of gestation) using ultra sound scan data. A history, clinical examination, anthropometric measurements, blood investigations were conducted. Mental health status was assessed using the Edinburgh Postpartum Depression Scale (EPDS).

## Results

Baseline data on gestation was completed by 3,367 pregnant women. Of them, 253 (7.5%) were adolescent pregnancies. Among the primiparous mothers (n=1037), 22.4% (n=232) were adolescent pregnancies. Maternal and paternal low education level, being unmarried, and less time since marriage were statistically significant factors associated with adolescent pregnancies ( $p<0.05$ ). Contraceptive usage before pregnancy, utilization of pre-conceptual health care services, planning pregnancy and consuming folic acid was significantly low among adolescents ( $p<0.001$ ). They also had low body mass index ( $p<0.001$ ) and low hemoglobin levels ( $p<0.03$ ). Adolescent mothers were less happy of being pregnant ( $p<0.006$ ) and had significantly higher levels of anxiety ( $p<0.009$ ).

## Conclusion

One fifth of women in their first pregnancy in this study population are adolescents. Primi-parous adolescents exert poor social stability and compromised physical and mental health effects. The underutilization and/or unavailability of SRH services is clearly associated with adolescent pregnancies.

## Introduction

Adolescent fertility is considered as a challenging public health problem in the context of the growing adolescent population in South East Asian and African regions (1). There are substantial intercountry, as well as intra-regional disparities in adolescent fertility rates (2). While universal health care is a key to reduce inequalities in health (3), even countries with successful public health systems have failed in reducing the adolescent pregnancy rates (4, 5).

Social inequalities, as a result of diverse individual, socio-cultural, environmental, economic, and health system related factors, could lead to high rates of adolescent pregnancies (6, 7). Adolescent pregnancies are associated with maternal adverse outcomes, such as low fat or lean body mass, risk of iron and calcium

deficiency leading to maternal anemia, hypertensive disorders, as well as poor fetal growth, and low birth weight of newborns (8, 9). The effects on maternal and fetal nutrition depict childhood stunting as well as poor complementary feeding practices (10, 11) leading to a vicious cycle of intergenerational malnutrition. Prevention of adolescent pregnancies needs multisectoral resources and human development (12). Hence, adolescent fertility rate is identified as a major indicator of Sustainable Developmental Goal 3.

In order to effectively address the public health issue of adolescent pregnancies, the health, education, and social care sectors need to act on two main aspects; prevention of unintended adolescent pregnancies and empowering adolescents that intend to be pregnant (considering the cultural influences) or optimizing the health status to prepare for the pregnancy and childbearing in those who are pregnant (4). Since adolescent pregnancies are not amenable to simple interventions as they have either short term or modest effects (13), multisectoral complex approaches are suggested in global literature (14). Although empowering girls have been identified as a key factor in the prevention of adolescent pregnancies (15), global as well as regional evidence on how the prevailing health systems are utilized by adolescents before and after conceiving is scarce.

Masked by the cultural acceptance, the “perceived threat” of adolescent pregnancies is low compared to other maternal health problems in the Sri Lankan context. Causes and implications of adolescent pregnancies in Sri Lanka are similar to those reported in the global literature (16, 17) except for satisfactory family support received during pregnancy (14). However, the adolescent fertility rate has been stagnated around 30 per 1,000 adolescents during the past four decades in Sri Lanka (18), which raises concerns about the effectiveness of the existing interventions.

During the past two decades, several changes to the legislative framework were made concerning the adolescent health and education systems. Provision of Adolescent and Youth Friendly Health Services (AYFHS) were mediated by the national focal point of maternal and child health, the Family Health Bureau, Ministry of Health Sri Lanka. Initiated in 2005, the AYFHS has been strengthened during the past decade to establish a network of routine public health services including clinic and field care by primary health care officers (18). Sexual and reproductive health (SRH) education was incorporated into the school curriculum commencing from early adolescence. The maternal care program was streamlined with an additional service package for newly married couples (19) (facilitated by a five-item tool kit: The invitation card; pre-conceptual screening tool; Body Mass Index (BMI) calculator and two health educational booklets). All couples at the registration of their marriage are informed by the marriage registrars to utilize the services. The primary health care officers at the field level register all newly married couples and direct them to a pre-conceptual clinic and two pre-conceptual sessions held (classes) focused on risk assessment, care provision, and health education (20) The Medical Officer of Health (MOH) in charge of the particular health administrative area is responsible for implementation and monitoring of the services. The medical, psychosocial, and environmental risk factors of health and wellbeing are identified using the screening tool which is filled by the female, the public health midwife (PHM), and the MOH. Clinical examination, assessment of Body Mass Index (BMI), and blood investigations are performed. Care provision includes family planning services, rubella vaccination, and folic acid supplementation. During the sessions, where

both husband and wife have to participate, health education on nutrition, sexual and reproductive health, and psychosocial wellbeing promotion is delivered.

Although the policy guidelines and implementation are initiated at the central level educational and health authorities, the effectiveness of these services on promoting adolescent SRH is not well evaluated. There is a gap in the local evidence base in assessing the implementation gaps and the effectiveness of the impact of these changes. Further, the level of utilization of newly added educational and health service resources by adolescents are poorly documented. We describe here the hidden burden of adolescent pregnancies and utilization patterns of pre-conceptual services among pregnant adolescents in rural Sri Lanka.

## Methods

The Rajarata Pregnancy Cohort (RaPCo) was established in 2019 as the largest community-based pregnancy cohort in Sri Lanka. The details of the establishment and the methodology is published previously (Blinded). The methods in a nutshell are reported here. The study was conducted in Anuradhapura; the largest geographical district of the country. It is a predominantly rural area with a dry climate, agriculture-based economy and the resident population is 902,930 with a birth rate of 17.8/1000 population (22). The total fertility rate in the Anuradhapura district is 2.4 and the median age at first birth is 23.9 years, which is one of the lowest in Sri Lanka (23). In the Sri Lankan maternal health system, all pregnant women are routinely registered by the area PHMM, either in the field or during the booking visit (which is the first antenatal visit). Of the pregnant mothers registered in the area in 2015, 82.3% were registered in field clinics before the eighth week of pregnancy and 96.0% had at least one clinic visit before delivery (24).

From July to September 2019, all pregnant women newly registered in the district maternal health program were invited to participate in the RaPCo study. All newly registered pregnant women with a period of gestation less than 12 weeks [either by POA or by ultrasound scan (USS)] were directed to a special clinic, in which they were recruited to the study. The period of gestation was confirmed and the missing data were completed using the data collected during the second follow-up visit (around 25–28 weeks of gestation) using USS data. During the special RaPCo clinic, a detailed history, clinical examination, anthropometric measurements and routine blood investigations were carried out by a team of researchers, including a fully qualified, registered physician, MBBS qualified medical graduates, and trained research assistants (third-year medical undergraduates).

Referrals and participation in the study were cross-checked regularly with the public health system to ensure data quality. An interviewer-administered questionnaire was used to collect socio-demographic, medical, and obstetric data. A self-administered questionnaire was used to collect details on mental health and wellbeing while awaiting the clinical examination. This included a mental wellbeing component and the validated Sinhala and Tamil versions of the Edinburgh Postpartum Depression Scale (EPDS). Ethical clearance was obtained from the ethics review committee of the Faculty of Medical and Allied Sciences, Rajarata University of Sri Lanka.

## Measures

Age at conception was calculated using the date of birth and USS guided dating of pregnancy. In a few instances where the date of birth was missing, the mother reported age in completed years was documented. When an ultra sound scan (USS) guided dating was not available, self-reported dates on the last regular menstrual period was used for the calculation of the gestational age. The BMI and the anemia status were assessed to describe the maternal physical health status. BMI was interpreted according to the Asia Pacific cut-off values (25). Anemia classification was based on the recommended World Health Organization (WHO) cut-off values for the first trimester (26). The mental health status was assessed by the validated Sinhala and Tamil versions of EPDS scores (27) and the perceived feeling of happiness of being pregnant. The factor structure of the EPDS RaPCo study was previously analyzed and a three-factor solution was achieved; anhedonia, anxiety, and depression (Blinded). We used these factor scores for this study. The preparation for pregnancy was assessed by including questions on awareness and utilization of pre-pregnancy health services offered by the routine maternal health service delivery in the district.

## Results

Of the 3,413 pregnant women participated in clinics, baseline data on gestation was completed by 3,367 pregnant women (response rate 99.2%). The mean age and standard deviation (SD) of the study participants was 27.9 (5.6) years. Of them, 253 (7.5%) were adolescent pregnancies.

## Characteristics of the adolescent pregnant women

Among adolescent pregnant women, 4 (0.1%), 19 (0.6%), 41 (1.2%), 88 (2.6%) and 101 (3.0%) were aged 15, 16, 17, 18 and 19 years respectively. The distribution of adolescent pregnancies by parity shows that 215 (91.9%) were primiparous mothers. Of the others, 18 (1.7%) were in their second pregnancy (Table 1).

Table 1  
Distribution of adolescent and other pregnancies by parity in the RapCo

	Adolescent pregnancies		Other pregnancies		Total
	n	%	n	%	
First pregnancy	232	22.4	805	77.6	1,037
Second pregnancy	20	1.9	1,039	98.1	1,059
Third pregnancy or above	1	0.1	1,270	99.9	1,271
Total	253	6.9	3,133	93.1	3,367

Since 91.7% (n = 232) of adolescent pregnancies were primiparous, we selected the cohort of pregnant women in their first pregnancy (n = 1,037) for further comparisons to assess the burden and the type of care they received during the pre-pregnancy period.

## Characteristics of the primiparous women

We compared the demographics of primiparous adolescents with non-adolescent primiparous women. The mean (SD) age of the primiparous mothers was 23.8 (4.6) years. This sample had only 15 (1.4%), pregnant mothers, with the highest education level of grade 8 or below. Another 488 (47.1%) dropped out of school between grades 9 and 11. A degree was completed by 162 (15.6%) participants. The ethnic composition of the sample was; 914 (88.1%) Sinhalese, 111 (10.7%) Moor/Malay, and 12 (1.2%) other ethnic groups. Although 5.5% (n = 57) reported as they are married, 115 (11.1%) of them were not legally eligible to marry at the time they have participated in the study. Of the married women (n = 980), 323 (33.1%) were within the first six months, 252 were within 6–12 months and 400 (41.0%) were after 12 months of marriage.

## **Primiparous adolescent pregnancies**

Among primiparous pregnant women, the distribution of adolescent pregnancies was not significantly different across ethnic groups (Table 2). However, maternal and paternal education level, marital status, and time since marriage were statistically significant factors associated with adolescent pregnancies ( $p < 0.05$ ). As expected, maternal education was low among adolescent pregnant mothers compared to others. Similarly, yet more significant pattern was observed concerning paternal education. Of the 57 unmarried mothers in this sample, 49 (85.9%) were adolescent mothers. A higher proportion (77%) of adolescent mothers conceived for the first time within 12 months after marriage.

Geographical distribution of primiparous adolescent pregnancies as a percentage of primiparous pregnancies shows a wide variation ranging from 12.2% (n = 9/75) in Kekirawa to 40.0% (n = 6/15) in Palugaswewa (Fig. 1). It is noteworthy to observe that in 50% of MOH areas, one in four or more primiparous pregnancies are adolescent pregnancies. The MOH areas were Padaviya (n = 8, 33.3%), Nuwaragampalatha Central (n = 25, 32.5%), Nachchaduwa (n = 8, 30.8%), Mahawilachchiya (n = 7, 29.2%), Horowpathana (n = 11, 28.2%), Nochchiyagama (n = 18, 28.1%) Ipalogama (n = 14, 27.5%), Rambawa (n = 11, 26.8%), Palagala (n = 11, 25.6%) and Madawachchiya (n = 17, 25.0%).

Table 2  
Characteristics of primiparous women

	Adolescent pregnancies		Other pregnancies		Total	Significance		
	n	%	n	%				
<b>Ethnicity</b>								
Sinhala	205	88.4	709	88.1	222	Chi-Square	0.085	
Moor/Malay	24	10.3	87	10.8	32	p	0.958	
Other	3	1.3	9	1.1	3			
<b>Highest educational level - Pregnant woman</b>								
Up to Grade 10	26	11.3	39	4.9	36	Chi-Square	152.909	
Grade 11	169	73.5	269	33.8	178	p	< 0.001	
Grade 12–13	35	15.2	489	61.4	38			
<b>Highest educational level - Husband</b>								
Up to Grade 10	31	13.4	45	5.6	39	Chi-Square	105.909	
Grade 11	176	76.2	375	47.0	187	p	< 0.001	
Grade 12–13	24	10.4	378	47.4	27			
<b>Self-reported formal sexual education</b>								
Received	121	52.4	504	62.9	625	Chi-Square	8.340	
Not received	110	47.6	297	37.1	407	p	0.003	
<b>Marital status</b>								
Currently married	182	78.4	798	99.1	980	Chi-Square	148.304	
Currently not married	50	21.6	7	0.9	57	p	< 0.001	
<b>Duration since marriage</b>								
6 months or less	80	44.0	248	31.1	328	Chi-Square	30.951	
7–12 months	61	33.5	191	23.9	252	p	< 0.001	
More than 12 months	41	22.5	359	45.0	400			

## Planning and preparation for pregnancy among primiparous women



We looked at routinely available health services for all eligible couples through the maternal health care system in Sri Lanka to assess the preparation for pregnancy (Table 3). Out of the services analyzed, it is important to note that even though the services are freely available, contraceptive use, pre- and post-conceptional folic acid use, attendance to pre-conceptional educational sessions were poor among adolescent females in comparison to their counterparts ( $p < 0.05$ ).

Table 3

Planning and preparation for pregnancy among of adolescent and other pregnancies among primiparous women

	Adolescent pregnancies		Non-adolescent pregnancies		Significance	
	n	%	n	%		
<b>Contraceptive use</b>						
Yes	109	46.8%	252	31.2%	Chi-Square	19.301
No	124	53.2%	555	68.8%	p	< 0.001
<b>Attending pre-pregnancy sessions</b>						
Yes, with husband	33	14.8%	162	20.9%	Chi-Square	81.789
Yes, alone	6	2.7%	67	8.6%	p	< 0.001
No	27	12.1%	172	22.2%		
Not aware	47	21.1%	222	28.6%		
No answer	110	49.3%	153	19.7%		
<b>Planned pregnancy</b>						
Yes	121	52.4%	647	80.9%	Chi-Square	71.586
No	110	47.6%	153	19.1%	p	< 0.001
<b>Screened for anemia in pre-pregnancy sessions</b>						
Yes	14	6.4%	62	8.1%	Chi-Square	4.190
No	16	7.3%	87	11.4%	p	0.123
No answer	190	86.4%	614	80.5%		
<b>Cardiovascular examination in pre-pregnancy sessions</b>						
Yes	6	2.7%	37	4.9%	Chi-Square	4.017
No	24	10.9%	110	14.5%	p	0.134
No answer	190	86.4%	614	80.7%		
<b>Pre-conceptional folic acid use</b>						
Yes	79	34.4%	533	67.0%	Chi-Square	90.797
No	41	17.8%	109	13.7%	p	< 0.001
No answer	110	47.8%	153	19.3%		
<b>Folic acid use after conception</b>						
Yes, frequently	62	27.2%	454	57.3%	Chi-Square	81.862

	Adolescent pregnancies		Non-adolescent pregnancies		Significance	
	n	%	n	%	p	
Yes, infrequently	10	4.4%	56	7.1%	p	< 0.001
No	5	2.2%	20	2.5%		
No answer	151	66.2%	262	33.1%		

Of the 23 mid-adolescents, 18 (78.3%) reported that the pregnancy was unplanned, whereas 92 (44.2%) out of 208 late-adolescents reported the pregnancy was planned. The number of adolescents got pregnant while they were in school or within six months after the completion of the last grade was 55 (23.3% of all adolescents) while 181 (76.7%) became pregnant more than six months after leaving school.

## Health status of primiparous women

The health statuses of adolescent mothers in comparison to their counterparts were assessed (Table 4). There were significant differences in the groups concerning their BMI, first-trimester hemoglobin, and also general feeling towards the current pregnancy ( $p < 0.05$ ).

Table 4  
Comparison of the health status of adolescent and other pregnancies among primiparous women

	Adolescent pregnancies		Non-adolescent pregnancies		Significance	
	n	%	n	%		
<b>BMI (kg/m<sup>2</sup>)</b>						
< 18.5	81	35.5%	156	20.0%	Chi-Square	29.656
18.5–22.9	87	38.2%	296	37.8%	p	<b>&lt; 0.001</b>
>=23	60	26.3%	331	42.2%		
Total	228		783			
<b>Hemoglobin (g/dl)</b>						
>=11	190	81.8%	704	87.4%	Chi-Square	8.98
10-10.9	28	11.9%	79	9.5%	p	<b>0.03</b>
8-9.9	14	5.9%	25	3.2%		
< 8	1	0.5%	0	0.0%		
Total	233		808			
<b>Feeling about pregnancy</b>						
Very happy	179	84.8%	668	92.2%	Chi-Square	14.395
Somewhat happy	20	9.5%	47	6.2%	p	<b>0.006</b>
Same as pre-pregnancy	5	2.4%	3	0.4%		
Unhappy	1	0.5%	0	0.0%		
Extremely unhappy	6	2.8%	9	1.2%		
Total	211		747			

A fully completed EPDS questionnaire was available for 1,003 of 1,037 primiparous women. We compared the EPDS derived factors between adolescents and other pregnancies (Table 5). The EPDS in the original cohort showed three extracted factors; anhedonia, anxiety, and depression. adolescent pregnant women had significantly higher mean scores ( $t = 3.202, p < 0.001$ ) for anxiety factor.

Table 5  
Comparison of anhedonia, anxiety, and depression factor scores

Factor	Group	N	Mean	Std. Deviation	Std. Error Mean	t	df	p
EPDS Factor score 1 Anhedonia	Adolescent	221	0.0809889	0.91380877	0.06146943	0.813	1001	0.416
	Others	782	0.023712	0.92764814	0.03317263			
EPDS Factor score 2 Anxiety	Adolescent	221	0.1235919	0.94916186	0.06384754	2.614	1001	0.009
	Others	782	-0.0428378	0.80091526	0.02864067			
EPDS Factor score 3 Depression	Adolescent	221	-0.0244914	0.81660061	0.0549305	0.737	1001	0.461
	Others	782	-0.0638874	0.66533854	0.02379246			

## Discussion

Contrary to the perceived 'satisfaction' among healthcare professionals as having only 4.4% adolescent pregnancies(24) in Sri Lanka, this large community-based study representing a whole district reveals that adolescents accounted for one-fifth of primiparous pregnancies in Anuradhapura. Underutilization and or inadequacy of pre-conceptual care and SRH education and the need for keeping the adolescents in school are highlighted in this study.

During the past five years, the Sri Lankan national statistics suggest that the percentage of adolescent pregnancies has been gradually declining from 5.2% in 2015 to 4.4% in 2019 (20). However, in the total sample of pregnant women enrolled in the RaPCo study, the corresponding percentage is 6.9%, which is higher than the recent national estimates. The percentage of primiparous mothers in the RaPCo study was 30.8%, which is approximately similar to the corresponding national value of 32.0%; thus, the high rate in this sample could not be attributed to differences in parity. Besides, we observed that there is a gross variation of percentages across health administrative areas (MOH areas) where more than 50% of the areas had one in four primiparous pregnancies being among adolescents. Hence, these findings urgently warrant action.

The socio-demographic characteristics of pregnant adolescents in this sample are similar to those that are documented in global, regional, and local studies (7)(11)(29). In a similar vein, our study findings suggest a significant association of low educational level with adolescent pregnancies. It is expected to have a low level of education since they are still young; yet, our analysis shows that a significantly higher number has not completed Grade 11, which is usually completed at the age of 16 years. Despite having a free education system in Sri Lanka, we observe that early dropouts from school are associated with adolescent pregnancies in the district. Interventions targeting to improve school retention and targeted SRH campaigns for school dropouts in rural areas are some suggestions to improve the situation.

In accordance with the available literature (8, 9), our study suggests that adolescent primiparous mothers are not physically and mentally ready for pregnancy or childbearing. Adolescent mothers had suboptimal BMI,

high prevalence of anemia, and poor mental health status, which will have short and long-term effects on both mother and child as well as on the family and society. The findings further emphasize the importance of optimizing the health status of females of the reproductive age group from the pre-conceptual level. Thus, the mechanisms for early identification, referral, and follow-up for health and nutritional problems among female adolescents need to be further strengthened.

In the free education system in Sri Lanka, SRH education is incorporated into the curriculum to be taught before mid adolescents (18). Even though almost all (98.6%) primiparous mothers have completed education beyond Grade 8, in which basic SRH education is supposed to be taught at schools, 47.1% of adolescent mothers compared to 37% of older age group stated that they have not received any SRH before pregnancy. This reflects that despite universal SRH education, adolescents who have become pregnant have less grasped the concepts during their schooling. Given that a multitude of factors could contribute to the high prevalence of adolescent pregnancies, it is an opportune time to evaluate the efficiency of SRH education in the Sri Lankan school curriculum on students of different socio-cultural backgrounds. According to our study, 34.4% of primiparous adolescents were within six months of marriage. Considering the relatively high level of education in the sample, it is obvious that they conceived either while schooling or just after cessation of education. This reflects the importance of keeping the girls in schools and a comprehensive education sector response to preventing adolescent pregnancies. Hence the SRH education and youth-friendly Health service strategies need to be re-evaluated.

Sri Lanka has a well-established maternal care service package delivering accessible field clinic-based and domiciliary care by the area public health team targeted at pre-conceptual, antenatal as well as postnatal care (30). These services include the provision of appropriate family planning services, risk assessment, and health promotion for all newly married couples. The service utilization by adolescents during the pre-conceptual period is significantly lower than the older pregnant women in this sample. It is noteworthy to observe that approximately half of the adolescent primiparous mothers have reported that they have not used any contraceptive method and also that the current pregnancy was unplanned. These results indicate a very high unmet need for family planning. The finding that a high percentage of adolescents conceive within twelve months implies that family planning services including counseling are not met to postpone pregnancy among them. It is also noteworthy that around 17% of adolescent primiparous women have attended pre-conceptual clinics. The reasons for not facilitating postponement of pregnancy by health care providers at this stage need to be investigated further.

Sri Lanka maternal care program had the "safe motherhood" clinics aiming at newly wedded married couples since the introduction of the safe motherhood program. Streamlining these services, the Sri Lankan maternal care program introduced focused pre-pregnancy sessions on important health issues for married couples (30). Living together or married adolescents should be a prime target of pre-conception service package because of their high physical and mental vulnerability levels. However, both the low participation and lack of awareness of pre-pregnancy sessions raise concerns concerning the utilization of these sessions by adolescents in the target group. Availability and access to services and creating awareness of such services among adolescents could contribute to increasing participation. In addition, present strategies of inviting newly married couples to the pre-conceptual sessions need to be revised and expand to include couples

who are living together and who intend to marry. Appropriate modes of communication should be used to attract vulnerable groups for the program to improve utilization.

In the view of reducing adolescent pregnancies, Sri Lanka needs to adopt innovative as well as effective multisectoral strategies for adolescent and youth development (14). The findings of this study question the acceptability, awareness, and feasibility of preconception care services in the study area. Exploration of factors that lead to under-utilization of services needs to be addressed. It is of utmost importance to further assess the underlying root causes for not using freely available family planning methods, considering the aspects of awareness, availability, accessibility as well as acceptability. Focusing on micro geographical and ethnic disparities would be essential in planning interventions.

This study has several limitations. All pregnant women registered in the maternal care program of the Anuradhapura district were invited to participate in the study. Although the participation rate was very high as the special clinics that recruited participants were incorporated to the essential service provision pathway, we may have missed recruiting few mothers of the district. Although there is very high coverage of the maternal care program of the Anuradhapura district (23), a very small percentage of women may have not been captured by the program. As the pre-conceptual services are not streamlined in the system as antenatal care services, service provision may not be the same universally within the district. For this reason, the pattern of pre-conceptual care services utilization should be cautiously interpreted and further investigated to distinguish between service availability and utilization.

## **Conclusion**

This study indicates that primiparous adolescent pregnancies are a significant public health problem in Anuradhapura district, Sri Lanka. Availability and awareness of AYFHS and pre-pregnancy care in the district need to be evaluated and strengthened given the low awareness and service utilization reflected in our study findings. There are lessons to be learnt with regard to the importance of meticulous exploration of even routinely available data to identify the existing service delivery and utilization gaps from a country with a well-established maternal and child health program.

## **List Of Abbreviations**

SDG Sustainable Developmental Goals

SRH sexual and reproductive health

RaPCo Rajarata Pregnancy Cohort

EPDS Edinburgh Postpartum Depression Scale

AYFHS Adolescent and Youth Friendly Health Services

BMI Body Mass Index

MOH Medical Officer of Health

PHM public health midwife

POA period of gestation

USS Ultra Sound Scan

WHO World Health Organization

SD standard deviation

## **Declarations**

### **Ethics approval and consent to participate**

Ethical approval for this study was obtained from the Ethics Review Committee of Faculty of Medicine and Allied Sciences, Rajarata University of Sri Lanka. The first draft was approved under the ERC/2019/07 on 3rd June 2019 and the revised protocol after the pre-test and pilot testing were approved on the 13<sup>th</sup> June 2019. Informed written consent was obtained from all participants. All methods were performed in accordance with the relevant guidelines and regulations of the Declaration of Helsinki.

### **Consent for publication**

Consent for publication was obtained if we are to publish any individual person's data in any form (including any individual details, images or videos). At present individual data publication is not intended in this study.

### **Availability of data and material**

The datasets generated during the current study are available from the corresponding author upon request.

### **Competing interests**

None

### **Funding**

This research was supported by the Accelerating Higher Education Expansion and Development (AHEAD) Operation of the Ministry of Higher Education, Sri Lanka funded by the World Bank. The funding agency has no role in the design of the study and collection, analysis, and interpretation of data and in writing the manuscript.

### **Authors' contributions**

TCA, NDW, SBA, HGJ and GSA drafted the manuscript. All authors SBA, TCA, NDW, GSA, HGJ, AUH, IUJ, ISK, contributed in conception, SBA, TCA, NDW, GSA, HGJ, AUH, IUJ, ISK JNW and DKS designing and acquisition of the study. All authors approved the final version of the manuscript. All authors have agreed to be accountable for the authors own contributions and to ensure questions related to the accuracy or integrity of



any part of the work are appropriately investigated, resolved, and the resolution documented in the literature. TCA and NDW carries the same contribution as the first authors.

## Acknowledgements

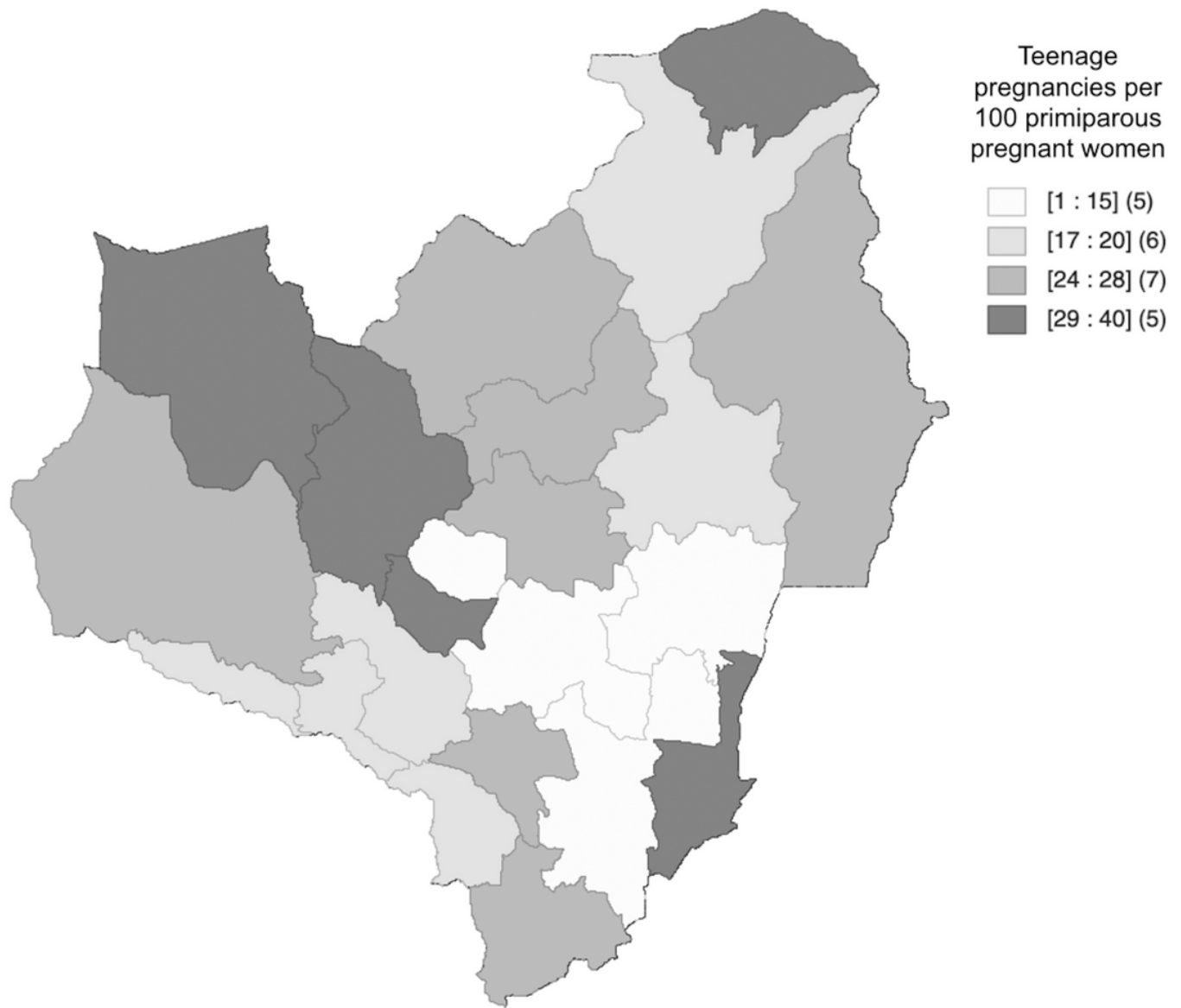
We acknowledge Dr. Krishanthi Malawige, RDHS office Anuradhapura for her valuable inputs and support provided during the designing phase of this study.

## References

1. United Nations. Global indicator framework for the Sustainable Development Goals and targets of the 2030 Agenda for Sustainable Development. Work Stat Comm Pertain to 2030 Agenda Sustain Dev. 2020;1–21.
2. Ganchimeg T, Ota E, Morisaki N. Pregnancy and childbirth outcomes among adolescent mothers: a World Health Organization multicountry study. *BJOG* 2014;121 Suppl 1:40-48. 2014;121(1):40–8.
3. Marmot M. Social determinants of health inequalities. *Lancet*. 2005;365(9464):1099–104.
4. Chandra-Mouli V, Svanemyr J, Amin A, Fogstad H, Say L, Girard F, et al. Twenty years after international conference on population and development: Where are we with adolescent sexual and reproductive health and rights? *J Adolesc Heal*. 2015;56(1):S1–6.
5. Adolescent pregnancy fact sheet. World Health Organization. 2020.
6. Kassa GM, Arowojolu AO, Odugogbe AA, Yalew AW. Prevalence and determinants of adolescent pregnancy in Africa: a systematic review and Meta-analysis. *Reprod Health*. 2018;15(1):1–17.
7. Yakubu I, Salisu WJ. Determinants of adolescent pregnancy in sub-Saharan Africa: A systematic review. *Reprod Health*. 2018;15(1).
8. Patton GC, Sawyer SM, Santelli JS, Ross DA, Afifi R, Nicholas B, et al. Our future: a Lancet commission on adolescent health and wellbeing. *Lancet*. 2016;387(10036):2423–78.
9. Azevedo WF ernande. de, Diniz MB aff., Fonseca ES érgi. VB, Azevedo LMR icart. de, Evangelista CB ra. Complications in adolescent pregnancy: systematic review of the literature. *Einstein (Sao Paulo)*. 2015;13(4):618–26.
10. de Onis M, Branca F. Childhood stunting: A global perspective. *Matern Child Nutr*. 2016;12:12–26.
11. Nguyen PH, Scott S, Neupane S, Tran LM, Menon P. Social, biological, and programmatic factors linking adolescent pregnancy and early childhood undernutrition: a path analysis of India's 2016 National Family and Health Survey. *Lancet Child Adolesc Heal*. 2019;3(7):463–73.
12. Pozo K, Chandra-Mouli V, Decat P, Nelson E, De Meyer S, Jaruseviciene L, et al. Improving adolescent sexual and reproductive health in Latin America: reflections from an International Congress. *Reproductive Health*.
13. Bennett SE, Assefi NP. School-based teenage pregnancy prevention programs: A systematic review of randomized controlled trials. *J Adolesc Heal*. 2005;36(1):72–81.
14. Harden A, Brunton G, Fletcher A, Oakley A. Teenage pregnancy and social disadvantage: Systematic review integrating controlled trials and qualitative studies. *BMJ*. 2009;339(7731):1182–5.

15. Nkhoma DE, Lin CP, Katengeza HL, Soko CJ, Estinfort W, Wang YC, et al. Girls' empowerment and adolescent pregnancy: A systematic review. *Int J Environ Res Public Health*. 2020;17(5).
16. Goonewardene IMR, Deeyagaha Waduge RPK. Adverse effects of teenage pregnancy. *Ceylon Med J*. 2005;50(3):116–20.
17. Sapag JC, Poblete FC, Eicher C, Aracena M, Caneo C, Vera G, et al. Tobacco smoking in urban neighborhoods: exploring social capital as a protective factor in Santiago, Chile. *Nicotine Tob Res*. 2010/08/10. 2010;12(9):927–36.
18. Ministry of Health and Indigenous Medicine Sri Lanka. National Strategic Plan on Adolescent and Youth Health (2018 - 2025). 2019.
19. Ministry of Health and Indigenous Medicine SL. Circular FHB/GHW/2018/08; Guidelines for delivery of the service package for newly married couples. 2018.
20. Family Health Bureau, Ministry of Health SL. Maternal Care Unit [Internet]. [cited 2020 May 5]. Available from: <https://fhb.health.gov.lk/index.php/en/technical-units/maternal-care-unit>
21. Agampodi TC, Wickramasinghe ND, Indika R, Prasanna R, Mudiyansele P, Jayathilake B, et al. The Rajarata Pregnancy Cohort ( RaPCo ): study protocol. *BMC Pregnancy Childbirth*. 2020;20(374):1–13.
22. Ministry of Healthcare and Nutrition Sri Lanka. Annual Report of the Family Health Bureau. Colombo; 2018.
23. Department of Census and Statistics Ministry of National Policies and Economic Affairs. Sri Lanka Demographic and Health Survey 2016. Colombo; 2017.
24. Family Health Bureau SL. Statistics.
25. Wen-Harn P, Wen-Ting Y. How to define obesity? Evidence-based multiple action points for public awareness, screening, and treatment: an extension of Asian-Pacific recommendations. *Asia Pac J Clin Nutr*. 2008;17(3):370–4.
26. Haemoglobin concentrations for the diagnosis of anaemia and assessment of severity. Geneva; 2011.
27. Rowel D, Jayawardena P, Fernando N. Validation of the Sinhala translation of Edinburgh Postnatal Depression Scale. *Ceylon Med J*. 2008;53(1):10–3.
28. Agampodi T, Wickramasinghe B, Wickramasinghe W, Wickramasinghe K, Nazreen L, Samarasinghe A, et al. High Scores in the Edinburgh Postpartum Depression Scale in Early Pregnancy is Not Showing Depression! Colombo: Sri Lanka Medical Association, 133rd Anniversary International Medical Congress. Book of abstracts; 2020.
29. Rajapaksa-Hewageegana N, Salway SM, Piercy H, Samarage S. A quantitative exploration of the sociocultural context of teenage pregnancy in Sri Lanka. *BMC Pregnancy Childbirth*. 2014;14(1):1–10.
30. Hemachandra N. maternal Care package; Aguide to Field Health Care Workers. Family Health Bureau, Ministry of Health Sri Lanka 2011;

## Figures



**Figure 1**

Distribution of adolescent pregnancies among primi-parous women in Anuradhapura district. Note: The designations employed and the presentation of the material on this map do not imply the expression of any opinion whatsoever on the part of Research Square concerning the legal status of any country, territory, city or area or of its authorities, or concerning the delimitation of its frontiers or boundaries. This map has been provided by the authors.