

Use of Alcohol, Tobacco, Cannabis, and Other Substances During the First Wave of the SARS-CoV-2 Pandemic in Europe: a Survey on 36,000 European Substance Users

Jakob Manthey (✉ jakob.manthey@tu-dresden.de)

TU Dresden <https://orcid.org/0000-0003-1231-3760>

Carolin Kilian

TU Dresden

Sinclair Carr

UKE: Universitätsklinikum Hamburg-Eppendorf

Miroslav Bartak

Charles University First Faculty of Medicine: Univerzita Karlova 1 lekarska fakulta

Kim Bloomfield

Aarhus University: Aarhus Universitet

Fleur Braddick

Clinic Foundation for Biomedical Research: Fundacio Clinic per a la Recerca Biomedica

Antoni Gual

Clinic Foundation for Biomedical Research: Fundacio Clinic per a la Recerca Biomedica

Maria Neufeld

TU Dresden: Technische Universitat Dresden

Amy O'Donnell

Newcastle University

Benjamin Petruzelka

Charles University First Faculty of Medicine: Univerzita Karlova 1 lekarska fakulta

Vladimir Rogalewicz

Charles University First Faculty of Medicine: Univerzita Karlova 1 lekarska fakulta

Ingeborg Margrete Rossow

Norwegian Institute of Public Health: Folkehelseinstituttet

Bernd Schulte

UKE: Universitätsklinikum Hamburg-Eppendorf

Jurgen Rehm

Centre for Addiction and Mental Health - Russell Street Site

Research

Keywords: Alcohol, Tobacco, Cannabis, Substance use, Europe, COVID-19, Survey

Posted Date: January 21st, 2021

DOI: <https://doi.org/10.21203/rs.3.rs-150691/v1>

License:  This work is licensed under a Creative Commons Attribution 4.0 International License. [Read Full License](#)

Abstract

Background: SARS-CoV-2 reached Europe in early 2020 and disrupted the private and public life of its citizens, with potential implications for substance use. The objective of this study was to describe possible changes in substance use in the first months of the SARS-CoV-2 pandemic in Europe.

Methods: Data were obtained from a cross-sectional online survey of 36,538 adult substance users from 21 European countries conducted between April 24 and July 22 of 2020. Self-perceived changes in substance use were measured by asking respondents whether their use had decreased (slightly or substantially), increased (slightly or substantially), or not changed during the past month. The survey covered alcohol (frequency, quantity, and heavy episodic drinking occasions), tobacco, cannabis, and other illicit drug use. Sample weighted data were descriptively analysed and compared across substances.

Results: Across all countries, use of all substances remained unchanged for around half of the respondents, while the remainder reported either a decrease or increase in their substance use. For alcohol use, overall, a larger proportion of respondents indicated a decrease than those reporting an increase. In contrast, more respondents reported increases in their tobacco and cannabis use during the previous month compared to those reporting decreased use. No distinct direction of change was reported for other substance use.

Conclusions: Our findings suggest changes in use of alcohol, tobacco and cannabis during the initial months of the pandemic in several European countries. This study offers initial insights into changes in substance use. Other data sources, such as sales statistics, should be used to corroborate these preliminary findings.

Background

For a large portion of the adult European population, the use of psychoactive substances is deeply embedded in everyday routines, social practices, and interactions with the environment [1]. In 2020, the spread of SARS-CoV-2 disrupted private and public life throughout the world, by governments implementing various physical-distancing and/or lockdown policy measures, which led to substantial changes in work, learning and leisure environments, functioning of social roles, and provision of health care. Given the scale of disruption, scholars have voiced their concerns about fears of rising alcohol [2–4] and tobacco [5, 6] use during the pandemic, although an immediate decrease in alcohol consumption has also been suggested [2]. Less attention has been devoted to the use of cannabis and other illicit substances.

For both licit and illicit substances, there is a substantial extant literature documenting common and specific determinants of changes in consumption. In particular, elevated levels of distress is a well-studied risk factor for increased substance use [2, 7]. During the initial wave of the pandemic, excess stress was associated with expected or experienced job loss and associated financial problems, increased workload, anxiety about the novel disease and its dangers. Further, closing of schools and childcare providers has led to increased domestic pressures, as sick family members or children had to be taken care of by family members. Those who have contracted SARS-CoV-2 may also experience adverse health impacts and psychological distress resulting from quarantine-associated restrictions or hospitalization. Studies conducted in the UK [8] and amongst young adults in Switzerland [9] suggest that levels of mental distress have sharply risen during lockdown. Additionally, psychological distress experienced during the pandemic has been linked to rises in tobacco smoking [10–12], alcohol consumption [11, 12], and cannabis use [11].

On the other hand, varied availability of, and access to, different substances may also have affected consumption levels. The introduction of restrictions to private and public social gatherings in many countries may have both limited the opportunities to use substances and affected the social context in which substances are often consumed [13, 14]. For licit substances, especially alcohol, availability is a known factor determining consumption. This is why the World Health Organization considers restrictions in availability to be one of the so-called ‘best buys’ in reducing alcohol use and attributable disease burden [15, 16]. During the pandemic, opportunities to purchase alcohol have declined in many countries, with outlets, kiosks and bars ordered to stay closed or to restrict their opening hours in order to reduce the number of personal contacts. However, for illicit drugs, availability is also considered to affect substance use behaviour, and some market disruptions were reported as well [17]. Preliminary data from Canada and Europe suggest a drop in availability of some substances during the pandemic, with manifest shortages in several EU countries [18]. As a result, increased prices and lower purity have been reported in Canada [19] and Europe [18, 20], particularly for illicit substances other than cannabis.

To date, evidence on the impact of SARS-CoV-2 on substance use in Europe is mixed. Analysis of household purchase data suggests increased quantities of alcohol were purchased during lockdown in UK [21] and Russia [22]. A population survey conducted in France found self-reported increases of alcohol, tobacco, and no overall change in cannabis use [11]. In Greece, however, survey findings suggest there has been a decline in alcohol use during this period [23]. Moreover, preliminary data from the European Monitoring Centre for Drugs and Drug Addiction indicate an overall decline for illicit drug use in Europe, although this may vary across substances and countries [24]. However, in this regard, differences not just among countries, but also among different regions in the given countries need to be taken into account, making the situation even more complex. To this end, very few studies have offered comparable descriptions of changes in substance use across various substances within a single country or jurisdiction (e.g. [11]), and none have done so across several countries.

In this report, we aim to investigate changes in substance use in 21 European countries during the first months of the pandemic. More specifically, we report on the self-reported changes of alcohol, tobacco, cannabis, and other illicit drug use based on survey data collected between April and July 2020.

Methods

Individual-level data were obtained from adults (aged 18 years and over) through the cross-sectional online European Alcohol Use and COVID-19 survey conducted between April 24 and July 22 of 2020 in 21 European countries (Albania, Czechia, Denmark, Finland, France, Germany, Greece, Hungary, Iceland, Ireland, Italy, Norway, Poland, Portugal, Russia, Slovakia, Slovenia, Spain, Sweden, Ukraine, and United Kingdom).

Using an international network of researchers (European Study Group on Alcohol Use and COVID-19), the survey was disseminated in each participating country using various strategies (for details, see study protocol [25]). Across all countries, a total of 40,064 respondents aged 18 to 98 (median: 41) completed the survey and provided valid data, i.e., reported sex, age, education and number of household members. In order to correct for sample biases of the convenience sample (mostly oversampling young, female and people with high education), weights were applied (details on weight calculation are published elsewhere [26]).

Of these respondents, 82.7% reported past year alcohol use, whilst tobacco (34.2%), cannabis (13.5%), and any other illicit substance use (8.3%) was less commonly reported. For analysis purposes, our final sample was limited to respondents reporting use of at least one substance ($n = 36,538 = 91.2\%$ of the sample). For country-specific analyses, only data on changes in substance use other than alcohol were evaluated if responses from at least 100 substance users in a country were collected.

Outcomes:

The primary objective of the survey was to gather information on changes in alcohol use in Europe during the early months of SARS-CoV-2 (reported in detail separately) [27]. However, we included a separate section in the questionnaire with further questions to identify basic changes in the use of tobacco, cannabis and other illicit substances during the same period.

Changes in alcohol use were assessed using three drinking indicators which correspond to the AUDIT-C items [28]: i) frequency: "Did you drink alcohol less or more often in the past month?"; ii) quantity: "Did the amount of alcohol you usually drink on each drinking occasion (i.e., the volume of alcohol consumed) change in the past month?"; and iii) heavy episodic drinking (HED) occasions: "Did the frequency of drinking occasions where you drank a high amount of alcohol (i.e., 6 or more drinks) change in the past month?".

For tobacco, cannabis, and other illicit substances, changes of current use were assessed using a single item for each substance: "Did you [smoke/ consume cannabis / illicit drugs (other than cannabis)] less or more often in the past month?". For all substances, response options allowed for differentiation between two levels of decrease (slightly less, much less) and increase (slightly more, much more), no change, and non-consumption (abstention).

Other descriptive variables:

As possible confounders to changes in substance use, we assessed socio-demographics (sex, age, education) and the 3-item AUDIT-C for past-year alcohol consumption [28]. Further measures of interest were: restrictions in day-to-day life ("In the past month, did you perceive any restrictions of public life which were implemented to contain the spread of SARS-CoV-2 (i.e., corona virus)?"); financial loss ("In the past month, have you experienced any negative consequences concerning your occupational or financial situation in

relation to the spread of SARS-CoV-2 (i.e., corona virus?"); and direct SARS-CoV-2 contact ("In the past month, have you or someone close to you (i.e., a spouse, relative or close friend) been diagnosed with the SARS-CoV-2 infection (i.e., corona virus?"). The complete questionnaire in all languages can be accessed elsewhere [29].

Statistical analyses:

Respondents with invalid responses were removed from specific analyses. More specifically, 1.7% of respondents failed to report their alcohol use on at least one of the three AUDIT-C items and 1.2% of alcohol users failed to report changes of their consumption on at least one of the three items. For the items assessing changes in tobacco, cannabis, and other illegal drug use, 0.6%, 0.8%, and 0.8% of all respondents did not provide a valid response, respectively.

Descriptive statistics were weighted by sex, age and education to account for sample biases (for details, see [26]). All analyses were conducted in R version 4.0.2 [30]. The survey data and the corresponding R code to this publication are publicly available [31, 32].

Results

As summarized in Table 1, cannabis and other illicit drug users tended to be younger and to have a lower personal income than tobacco or alcohol users. On most other indicators, the four groups of substance users showed little variation. Alcohol use was reported by 86.9% of tobacco users, by 90.5% of cannabis users, and by 90.7% of other illegal drug users (data not shown in table).

Table 1
Sample characteristics

	Any substance user (n = 36,538)	Alcohol users (n = 35,753)	Tobacco users (n = 9,816)	Cannabis users (n = 3,289)	Other illegal drug users (n = 1,961)
	% (SE) or mean (SD)				
Sex					
Female	51.6% (1.2%)	52.1% (1.2%)	46.6% (2.1%)	37.8% (3.7%)	36.0% (5.0%)
Male	47.8% (1.4%)	47.2% (1.4%)	52.1% (2.2%)	59.9% (3.1%)	61.8% (3.9%)
Other	0.6% (1.9%)	0.7% (2.0%)	1.3% (3.2%)	2.4% (5.0%)	2.3% (6.1%)
Age group					
18–34	33.5% (1.6%)	34.2% (1.6%)	38.1% (2.6%)	54.6% (3.3%)	50.7% (4.5%)
35–54	43.4% (1.4%)	43.6% (1.4%)	42.4% (2.3%)	32.5% (3.8%)	35.4% (5.0%)
55+	23.1% (1.5%)	22.2% (1.6%)	19.5% (2.5%)	12.9% (4.3%)	13.9% (5.6%)
Education					
Low	10.6% (1.9%)	9.1% (1.9%)	15.5% (3.0%)	15.2% (4.7%)	15.6% (6.1%)
Middle	44.1% (1.5%)	44.2% (1.5%)	47.4% (2.4%)	52.9% (3.5%)	53.3% (4.6%)
High	45.3% (1.2%)	46.7% (1.2%)	37.1% (2.1%)	31.9% (3.4%)	31.1% (4.3%)
Personal income					
Low	52.5% (1.4%)	51.6% (1.4%)	58.7% (2.1%)	57.1% (3.3%)	58.3% (4.3%)
Middle	24.9% (1.5%)	25.1% (1.5%)	22.7% (2.6%)	24.3% (4.2%)	21.4% (5.3%)
High	22.6% (1.6%)	23.3% (1.6%)	18.5% (2.8%)	18.7% (4.2%)	20.3% (5.5%)
AUDIT-C sum score ¹					
Mean	4.5 (2.9)	4.5 (2.9)	5.2 (3.2)	5.5 (2.9)	5.7 (3.1)
Score = 8 or more	17.8% (1.8%)	17.8% (1.8%)	25.8% (3.0%)	24.2% (4.5%)	28.5% (5.6%)
Restrictions in day-to-day life					
not at all	4.6% (2.2%)	3.9% (2.2%)	8.0% (3.5%)	11.3% (5.5%)	18.1% (6.8%)
to some degree	25.6% (1.8%)	25.5% (1.8%)	24.2% (2.9%)	18.5% (4.7%)	15.2% (5.8%)
to a substantial degree	33.1% (1.5%)	33.5% (1.5%)	32.0% (2.5%)	31.1% (3.9%)	32.1% (5.4%)
to a very high degree	36.8% (1.3%)	37.1% (1.3%)	35.8% (2.2%)	39.1% (3.4%)	34.6% (4.4%)
Financial loss					
not at all	38.3% (1.4%)	37.9% (1.4%)	35.8% (2.4%)	38.5% (3.8%)	41.6% (4.9%)
to some degree	34.8% (1.5%)	35.3% (1.5%)	32.3% (2.5%)	28.3% (3.9%)	21.4% (4.9%)
to a substantial degree	15.3% (1.8%)	15.3% (1.8%)	17.4% (3.0%)	16.7% (4.7%)	20.0% (6.4%)
to a very high degree	11.6% (1.7%)	11.5% (1.8%)	14.5% (2.8%)	16.5% (4.5%)	17.0% (5.7%)
Direct SARS-CoV-2 contact	11.6% (1.8%)	11.6% (1.8%)	11.1% (3.0%)	11.7% (4.5%)	9.9% (5.6%)

	Any substance user (n = 36,538)	Alcohol users (n = 35,753)	Tobacco users (n = 9,816)	Cannabis users (n = 3,289)	Other illegal drug users (n = 1,961)
Note.	¹ Calculated for those who report any alcohol use: tobacco users, n = 9,060; cannabis users, n = 3,141; other illegal drug users, n = 1,873.				

Overall changes in use of alcohol, tobacco, cannabis and other illicit substances

In Fig. 1, we report changes in substance use in the first months of the pandemic for the three alcohol drinking indicators and the three other substances across the entire European sample. The most common response was no change in substance use, ranging from 40% for tobacco to 57% for heavy episodic drinking (proportion of respondents indicating no change in the remaining categories: frequency of drinking = 42%; quantity on drink days = 53%; cannabis = 42%; and other illicit substances = 49%).

A clear pattern emerges when contrasting increases with decreases in substance use. For two out of the three indicators of alcohol use (quantity and HED) the proportion of users reporting decreases in their use was greater than the proportion of users reporting increases in their use (any increase vs. any decrease in quantity: 20% vs. 26%; HED: 16% vs. 26%) as well as for other illegal substance use (18% vs. 23%). For frequency of alcohol use, a slightly higher proportion of users reported to have increased their use (30% vs. 27%), while for tobacco (39% vs. 18%) and cannabis users (30% vs. 19%), an increase in use was more pronounced.

This pattern was even more pronounced when comparing the proportion of users reporting “much more” to “much less” use; i.e., the responses at either extreme of the item categories. Only between 5% and 10% of respondents reported to have used much *more* alcohol on any of the three indicators, as opposed to between 17–20% who reported to have used *less* alcohol. A similar pattern was found for other illicit drug use (much more: 6% vs. much less: 17%), while for tobacco users this pattern was reversed (much more: 16% vs. much less: 10%). No apparent differences in the proportion of much more/less use were reported amongst cannabis users (much more: 14% vs. much less: 15%). The exact distribution for each substance use change indicator can be found in Appendix Table 1.

Changes in use of alcohol, tobacco, cannabis and other illicit substances by country

In Figs. 2 and 3, the reported changes are illustrated for each substance and by country. These figures corroborate the pattern observed for the entire European sample for both alcohol and tobacco use (compare with Fig. 1). Between 40% and 60% of respondents in seven countries (Czechia, Finland, France, Germany, Russia, Slovakia, Albania) reported no change in all three alcohol use indicators (frequency, quantity and HED). Among those who reported changes in their use, a greater proportion reported decreases rather than increases, in particular with regards to quantity and HED. For tobacco, however, a greater proportion of users reported to have changed their use and most indicated to have increased their use, rather than to have decreased their use.

For cannabis and other illicit drug use, country-specific results were available only for seven and six countries, respectively (i.e., countries with 100 or more responses from users, see Fig. 3). As a crude summary indicator of net change, we subtracted the proportion decreasing their use from the proportion increasing their use. Using this crude indicator, positive figures denoted an overall tendency to increase substance use, whilst negative figures denoted an overall tendency to decrease substance use.

This crude indicator suggested an average increase in cannabis use in six out of seven countries (Norway: -0.2%, Czechia: 6%, Finland: 8%, Poland: 11%, Spain: 17%, Denmark: 27%, Germany: 29%). For other illegal drug use, the patterns of change were mixed. Based on the crude summary indicator of change, declines in use were more often reported in Germany (-9%) and Spain (-9%), whereas a similar number of respondents reported increases and decreases in Denmark (-2%). A higher percentage of increase than decrease in illicit drug use was reported in Norway (10%), Finland (12%), and Poland (12%). The exact distribution of each substance-use change indicator by country can be found in Appendix Table 2.

Discussion

Preliminary findings from a survey of more than 36,000 adult substance users in Europe suggest that use of alcohol, tobacco, cannabis and other illicit substances has changed for about half of respondents during the first wave of the SARS-CoV-2 pandemic in Spring 2020. Overall and country-level patterns suggest that more users reduced rather than increased their alcohol use during this period, whilst the opposite was observed for tobacco and cannabis use. For illicit drug use, we identified a heterogeneous pattern across countries, which prohibits conclusive remarks on illicit substance use changes.

Before discussing the implications of the results, we would like to highlight some key limitations of this study. First and foremost, we present self-reported changes in substance use, which were assessed retrospectively by survey respondents. Retrospective assessment of substance use is known to be affected by recall and social desirability biases, which lead to underreporting of use (for alcohol, see e.g. [33]; for illicit substance use, see e.g. [34]). The same biases, in addition of the subjective interpretation, may have further distorted the meaning of the categories “much less” and “much more”, which may not indicate equal amounts/frequencies and likely depend on baseline use. Further, we cannot exclude differences in reporting accuracy between substances, as potential stigmatization of illicit drug use is usually greater compared to legally regulated substances, resulting in a more pronounced social desirability bias for illicit drug use.

Secondly, we collected data from a convenience sample employing different dissemination strategies [35, 36], which may limit comparability across countries. Thus, results of our survey may not represent the population of substance users in either Europe as a whole, or in regard to the single countries studied. As with other web-based surveys, certain subgroups are not well captured (e.g., older adults) or are potentially excluded from participation (e.g., those without internet access) altogether. Whilst this is a recognised problem in alcohol and other substance use surveys (for a discussion, see [37, 38]), we still see value in these data, especially in times of an acute public health crisis. Further, despite the relatively heterogeneous recruitment techniques used to engage substance users in different countries (for a summary, see [36]), the fact that we found consistent patterns across countries reduces the likelihood that our findings result from selection bias. Additionally, sample weights were applied to adjust for sample bias with respect to skewed representation of sex, age and education. In light of these limitations, we suggest the data presented here should be interpreted as trends for a general internet population that warrant further investigation at the country level. Future research in this area should employ a multi-faceted approach, combining routine statistics (such as sales or treatment demand data) as well as quantitative and qualitative surveys, to provide a more comprehensive and representative picture of substance use during the pandemic.

Keeping the limitations in mind, our findings reveal some important insights on substance use during the pandemic. For alcohol, a larger proportion of survey participants reported decreased use than increased use, particularly in regard to the quantity drunk per occasion. This finding in Europe is consistent with findings from some (e.g. [13, 23]), albeit not all (e.g. [11, 39]), previous surveys of alcohol consumption during the pandemic. It remains unclear whether the changes presented here are phenomena specific to the current pandemic or merely represent normal year-to-year or seasonal fluctuations. However, as some countries have partially banned alcohol sales during the first months of the pandemic, future evaluation might provide more clarity on this matter [40]. Moreover, the different lockdown measures in response to the pandemic, including their duration and the respective impact on alcohol outlets such as bars and restaurants, add to the observed complexity across countries. Additional country analyses of the same data have indicated that the overall decreases in alcohol use found across Europe mask increases in consumption reported by previously heavy drinking individuals [41]. In fact, routine clinical data from addiction outpatient services in Barcelona, Spain, suggest a doubling of positive alcohol urine screening tests [42], while alcohol withdrawal treatment demand in Bangalore, India, has spiked following lockdowns which included a complete halt of alcohol sales [43]. Potentially increasing alcohol use among heavier drinkers can be linked to an elevated risk of complications following a SARS-CoV-2 infection [44], but also to other alcohol-attributable harm, thus, an average decrease of alcohol use does not necessarily imply a lower alcohol-attributable societal burden.

For tobacco use, a higher proportion of survey participants who are current smokers reported increased rather than decreased use in Europe, which also reflects findings from several other surveys (e.g. [11, 39]) and trend studies [45]. This increase in smoking could be seen as a reaction to the stress in experiencing the pandemic [46, 47] or to more time spent at home, where less restrictive smoking policies exist than at the workplace. If our results are indicative of an overall increase in tobacco use and are corroborated by other sources, this would constitute a severe setback in reaching global goals to reduce smoking prevalence [48] and the attributable burden, both of which remain high in the European region [49, 50]. Given that one in six EU deaths from non-communicable diseases was attributable to tobacco use in 2017 [51], this could hamper the projected achievements of reductions in mortality from cancers

and cardiovascular diseases in the region (for a recent update on progress in reducing the non-communicable disease burden, see [52]).

For cannabis, our findings suggest a tendency of current users to increase their consumption, which confirms longitudinal findings from the Netherlands [53]. Further, the results may – to some extent – represent a continuation of trajectories observed in recent years [54, 55]. The increased use may be related both to stress as well as with the arrival of unexpected leisure time or boredom related to lockdown. It has been noted that, during the early months of the pandemic, darknet sales of cannabis in Europe increased and shifted to small quantities [20]. While these data provide information on changes in purchasing behaviour during this period, they should be triangulated with survey data in order to corroborate changes in use behaviour. However, unlike alcohol and tobacco use (see e.g., European Health Interview Survey [56]), there is no ongoing comparative general population survey assessing cannabis use in Europe. In light of increasing potency levels [57], treatment demand [54], unintentional intoxications (e.g. among infants [58]), and possibly increasing use during the pandemic, comparative cannabis use survey data is warranted.

For other illicit substances, the sample size of users was relatively small and we observed quite heterogeneous patterns. Consequently, our findings reveal no consistent pattern across countries, which is not unexpected given that we asked about a heterogeneous class of substances (“illicit drugs (other than cannabis)”) and changes in use behavior will largely depend on the type of substance [24]. For instance, use of substances such as 3,4-Methylenedioxymethamphetamine (MDMA) may decrease with the closure of the night-time economy, while amphetamine use may increase if used to enhance productivity and to cope with stress [59]. Notably, increases in opioid overdose emergency admissions and deaths following lockdown have been reported in some US states [60–62], while German data from the first six months of 2020 indicate a 13% increase of drug overdose deaths as compared to 2019 [63], which may be due in part to changing purity and resulting uncertainties for titration [18].

Finally, we would like to highlight that, on average, users reported increases in their tobacco and cannabis use but decreases in their alcohol use during the first wave of the pandemic. One possible explanation may be related to the different contexts of use of these substances. While most tobacco and cannabis users may use the drug(s) regardless of social gatherings, alcohol use remains a social drug for most users. Another hypothesis is that users of tobacco or cannabis may have experienced pandemic-induced stress to a larger extent or more intensely than alcohol users, and that they attempted to cope with such stress by increasing their substance use. However, we cannot rule out alternative explanations, such as differential sampling bias (heavy users of certain substances, who are also more likely to increase their use, are more prone to use the internet than other substance users) or differences in use patterns prior to the pandemic. Future studies examining changes of substance use should therefore not only account for pre-pandemic use patterns, but also for context of use (e.g., social, party, work).

Conclusions

Overall, the findings of our survey indicate that substance use behaviour changed for about every other user during the first months of the pandemic in Europe. More respondents reported decreases rather than increases in their alcohol use, while the opposite pattern could be observed for tobacco and cannabis use. The changes in substance use in Europe reported here could result from a number of factors, including availability, changing social contexts and stress, while being moderated by differing characteristics of substance use, consumption contexts and different consumption cultures of the countries and substances studied. The pandemic is an ongoing natural experiment that offers a multitude of opportunities to study these mechanisms, thus allowing for improvements in our understanding of the societal roles of substance use, its susceptibility to change, and strengthening policy measures to reduce harm.

Abbreviations

SARS-CoV-2 = Severe acute respiratory syndrome coronavirus 2

HED = Heavy episodic drinking.

AUDIT-C = Alcohol Use Disorder Identification Test – Consumption section

Declarations

Ethics approval and consent to participate:

As the survey was fully anonymous and the personal data were protected in accordance with the EU Regulation 2016/679 of the European Parliament and Council, ethical approval by a research ethics committee was not needed, as confirmed by the Data Protection Officer of the Technische Universität Dresden, Germany and the Research Ethics Board of the Technische Universität Dresden, Germany (letter available upon request).

Consent for publication

Not applicable

Availability of data and materials

The datasets generated during and/or analysed during the current study are available in the figshare repository, <https://doi.org/10.6084/m9.figshare.13580693.v1> [32].

Competing interests

The Authors declare that there are no conflicts of interest.

Funding

This study was designed and implemented without external funding.

Open Access Funding by the Publication Fund of the TU Dresden

Authors' contributions

JM developed the study concept and design, which was approved by all remaining authors. CK conducted the survey and coordinated communications with ESAC members. Data was collected through all authors and the ESAC study group. CK was responsible for data curation and JM performed the statistical analyses with contributions by SC. JM wrote the first draft of the manuscript and all remaining authors provided critical revisions and approved the final version.

Acknowledgements

The project is largely based on the commitment of the European Study Group on Alcohol use and COVID-19 whose members' contributions were indispensable for the realisation of the current project. We would therefore like to thank our partners, by name: Henri-Jean Aubin, Le Centre de recherche en Epidémiologie et Santé des Populations, France; Katerina Koutra and Sofia Trivila, University of Crete, Greece; Elekes Zsuzsanna, Institute of Communication and Sociology, Corvinus University of Budapest, Hungary; Manuel Cardoso and Patricia Pissarra, Serviço de Intervenção nos Comportamentos Aditivos e nas Dependências, Portugal; Eugenia Fadeeva, Artyom Gil and Konstantin Vyshinsky, National Research Centre on Addictions - branch, V.Serbysky National Medical Research Centre for Psychiatry and Narcology, Ministry of Health of the Russian Federation, Russian Federation; Beata Gavurova, Technical University of Košice, Slovakia; Sheila Gilheany, Alcohol Action Ireland, Ireland; Sveinbjörn Kristjánsson, and Rafn M Jónsson, Directorate of Health, Iceland; Ólafsdóttir Jóna Margrét, Faculty of Social Work, University of Iceland, Iceland; Igor Linskiy, Institute of Neurology, Psychiatry and Narcology of the NAMS of Ukraine, Ukraine; Silvia Matrai, Nina Potapova, Chrisanthi Blithikioti, and Blanca Paniello, Clínic Foundation for Biomedical Research (FCRB) and Clinical Addictions Research Group (GRAC-GRE) Psychiatry Department, Neurosciences Institute, Hospital Clínic, Universitat de Barcelona, Spain; Jacek Moskalewicz, Michael Kucharski, and Janusz Sierosławski, Institute of Psychiatry and Neurology, Poland; Sandra Rados-Kmel, National Institute of Public Health, Slovenia; Peter Allebeck, Karolinska Institute, Sweden; Kirsimarja Raitasalo, Finnish Institute for Health and Welfare, University of Helsinki, Finland; Ingeborg Rossow, Norwegian Institute of Public Health, Norway; Emanuele Scafato, Claudia Gandin, Silvia Ghirini, Alice Matone, and Riccardo Scipione, Istituto Superiore di Sanità, Italy; Enkeleda Shkurti, Universiteti i Mjekesise Tirane, Albania.

References

1. Meier PS, Warde A, Holmes J. All drinking is not equal: how a social practice theory lens could enhance public health research on alcohol and other health behaviours. *Addiction*. 2018;113(2):206-13.

2. Rehm J, Kilian C, Ferreira-Borges C, Jernigan D, Monteiro M, Parry CDH, et al. Alcohol use in times of the COVID 19: Implications for monitoring and policy. *Drug Alcohol Rev.* 2020;39(4):301-4.
3. Callinan S, MacLean S. COVID-19 makes a stronger research focus on home drinking more important than ever. *Drug Alcohol Rev.* 2020.
4. Du J, Fan N, Zhao M, Hao W, Liu T, Lu L, et al. Expert consensus on the prevention and treatment of substance use and addictive behaviour-related disorders during the COVID-19 pandemic. *Gen Psychiatr.* 2020;33(4):e100252.
5. Patwardhan P. COVID-19: Risk of increase in smoking rates among England's 6 million smokers and relapse among England's 11 million ex-smokers. *BJGP Open.* 2020;4(2):bjgpopen20X101067.
6. García-Álvarez L, Fuente-Tomás Ldl, Sáiz PA, García-Portilla MP, Bobes J. ¿Se observarán cambios en el consumo de alcohol y tabaco durante el confinamiento por COVID-19? 2020. 2020;32(2):5.
7. de Goeij MC, Suhrcke M, Toffolutti V, van de Mheen D, Schoenmakers TM, Kunst AE. How economic crises affect alcohol consumption and alcohol-related health problems: a realist systematic review. *Soc Sci Med.* 2015;131:131-46.
8. Pierce M, Hope H, Ford T, Hatch S, Hotopf M, John A, et al. Mental health before and during the COVID-19 pandemic: a longitudinal probability sample survey of the UK population. *The Lancet Psychiatry.* 2020.
9. Shanahan L, Steinhoff A, Bechtiger L, Murray AL, Nivette A, Hepp U, et al. Emotional distress in young adults during the COVID-19 pandemic: evidence of risk and resilience from a longitudinal cohort study. *Psychol Med.* 2020:1-10.
10. Bommele J, Hopman P, Walters BH, Geboers C, Croes E, Fong GT, et al. The double-edged relationship between COVID-19 stress and smoking: Implications for smoking cessation. *Tob Induc Dis.* 2020;18:63.
11. Rolland B, Haesebaert F, Zante E, Benyamina A, Haesebaert J, Franck N. Global Changes and Factors of Increase in Caloric/Salty Food Intake, Screen Use, and Substance Use During the Early COVID-19 Containment Phase in the General Population in France: Survey Study. *JMIR Public Health Surveill.* 2020;6(3):e19630.
12. Stanton R, To QG, Khaledi S, Williams SL, Alley SJ, Thwaite TL, et al. Depression, Anxiety and Stress during COVID-19: Associations with Changes in Physical Activity, Sleep, Tobacco and Alcohol Use in Australian Adults. *Int J Environ Res Public Health.* 2020;17(11).
13. SICAD. Comportamentos Aditivos em Tempos de COVID-19 / Álcool. Alguns resultados. 2020 21 December 2020. Available from: http://www.sicad.pt/BK/EstatisticaInvestigacao/EstudosConcluidos/Lists/SICAD_ESTUDOS/Attachments/209/covid_alcool.pdf.
14. Galea S, Nandi A, Vlahov D. The social epidemiology of substance use. *Epidemiol Rev.* 2004;26:36-52.
15. World Health Organization. 'Best buys' and other recommended interventions for the prevention and control of noncommunicable diseases 2017 1 September 2020. Available from: https://www.who.int/ncds/management/WHO_Appendix_BestBuys.pdf.
16. Chisholm D, Moro D, Bertram M, Pretorius C, Gmel G, Shield K, et al. Are the "Best Buys" for Alcohol Control Still Valid? An Update on the Comparative Cost-Effectiveness of Alcohol Control Strategies at the Global Level. *Journal of Studies on Alcohol and Drugs.* 2018;79(4):514-22.
17. Bergeron A, Decary-Hetu D, Giommoni L. Preliminary findings of the impact of COVID-19 on drugs crypto markets. *The International journal on drug policy.* 2020;83:102870.
18. EU Drug Markets: Impact of COVID-19. Publications Office of the European Union, Luxembourg. 2020 Accessed 8 October 2020.
19. Canadian Centre on Substance Use and Addiction. Changes Related to COVID-19 in the Illegal Drug Supply and Access to Services, and Resulting Health Harms. CCENDU Alert [Internet]. 2020 5 October 2020. Available from: <https://www.ccsa.ca/sites/default/files/2020-05/CCSA-COVID-19-CCENDU-Illegal-Drug-Supply-Alert-2020-en.pdf>.
20. Groshkova T, Stoian T, Cunningham A, Griffiths P, Singleton N, Sedefov R. Will the Current COVID-19 Pandemic Impact on Long-term Cannabis Buying Practices? *J Addict Med.* 2020;14(4):e13-0.
21. Anderson P, Jane-Llopis E, O'Donnell A, Kaner E. Impact of COVID-19 confinement on alcohol purchases in Great Britain: controlled interrupted time-series analysis during the first half of 2020 compared with 2015-2018. *Alcohol Alcohol.* under review.
22. Sberbank.ru. Issledovaniya na osnove dannyh Sberbanka [Research based on Sberbank data] 2020 21 December 2020. Available from: <https://www.sberbank.ru/ru/about/issledovaniya>
23. Panagiotidis P, Rantis K, Holeva V, Parlapani E, Diakogiannis I. Changes in Alcohol Use Habits in the General Population, during the COVID-19 Lockdown in Greece. *Alcohol Alcohol.* 2020.

24. Impact of COVID-19 on patterns of drug use and drug-related harms in Europe. European Monitoring Centre for Drugs and Drug Addiction, Lisbon, Portugal. 2020 Accessed 5 October 2020.
25. Kilian C, Manthey J, Braddick F, Gual A, Rehm J. Changes in alcohol consumption since the outbreak of the SARS-CoV-2 pandemic in Europe: a study protocol 2020 6 October 2020. Available from: https://www.deep-seas.eu/wp-content/uploads/2020/10/Study-protocol-COVALC_Sept.20_DEEPSEAS.pdf.
26. Kilian C. Survey weights: figshare; 2020 [Available from: <https://doi.org/10.6084/m9.figshare.12739469.v1>].
27. Kilian C, Rehm J, Allebeck P, Braddick F, Gual A, Barták M, et al. Alcohol consumption during the COVID-19 pandemic in Europe: a large-scale cross-sectional study in 21 countries. *Addiction*. under review.
28. Bush K, Kivlahan DR, McDonnell MB, Fihn SD, Bradley KA, Ambulatory Care Quality Improvement P. The AUDIT alcohol consumption questions (AUDIT-C) - An effective brief screening test for problem drinking. *Arch Intern Med*. 1998;158(16):1789-95.
29. Kilian C. Surveys: figshare; 2020 [Available from: <https://doi.org/10.6084/m9.figshare.12738734.v1>].
30. R Core Team. R: A language and environment for statistical computing. 4.0.2 ed. Vienna, Austria: R Foundation for Statistical Computing; 2020.
31. Manthey J, Carr S. R code for publication on substance use during first COVID. figshare; 2021.
32. Kilian C. ESAC database. figshare2021.
33. Kilian C, Manthey J, Probst C, Brunborg GS, Bye EK, Ekholm O, et al. Why Is Per Capita Consumption Underestimated in Alcohol Surveys? Results from 39 Surveys in 23 European Countries. *Alcohol Alcohol*. 2020.
34. McGregor K, Makkai T. Self-reported Drug Use: How Prevalent is Underreporting? 2003 8 October 2020. Available from: <https://www.aic.gov.au/sites/default/files/2020-05/tandi260.pdf>.
35. Kilian C, Rehm J, Allebeck P, Barták M, Braddick F, Gual A, et al. Conducting a multi-country online alcohol survey in the time of the COVID-19 pandemic: opportunities and challenges. *Int J Methods Psychiatr Res*. submitted.
36. Kilian C. Dissemination strategies 1.X. : figshare; 2020 [Available from: <https://doi.org/10.6084/m9.figshare.12738728.v1>].
37. Rehm J, Kilian C, Rovira P, Shield KD, Manthey J. The elusiveness of representativeness in general population surveys for alcohol. *Drug and Alcohol Review*. 2020;n/a(n/a).
38. Rehm J, Kilian C, Manthey J. Future of surveys in the alcohol field. *Drug and Alcohol Review*. 2020.
39. Georgiadou E, Müller A, Koopmann A, Leménager T, Kiefer F. Die COVID-19-Pandemie als idealer Nährboden für Süchte. *Ärztblatt*. 2020;117(25):1251-4.
40. Neufeld M, Lachenmeier DW, Ferreira-Borges C, Rehm J. Is Alcohol an "Essential Good" During COVID-19? Yes, but Only as a Disinfectant! *Alcohol Clin Exp Res*. 2020;44(9):1906-9.
41. Manthey J, Kilian C, Schomerus G, Kraus L, Rehm J, Schulte B. [Alcohol Use in Germany and Europe during the SARS-CoV-2 Pandemic] Alkoholkonsum in Deutschland und Europa während der SARS-CoV-2 Pandemie. *SUCHT*. 2020;66(5):247-58.
42. Barrio P, Baldaquí N, Andreu M, Baldaquí N, Killian C, Rehm J, et al. Abstinence among alcohol use disorder patients during the COVID-19 pandemic: Insights from Spain. *Alcoholism: Clinical and Experimental Research*. under review.
43. Narasimha VL, Shukla L, Mukherjee D, Menon J, Huddar S, Panda UK, et al. Complicated Alcohol Withdrawal—An Unintended Consequence of COVID-19 Lockdown. *Alcohol Alcohol*. 2020;55(4):350-3.
44. Testino G. Are Patients With Alcohol Use Disorders at Increased Risk for Covid-19 Infection? *Alcohol Alcohol*. 2020.
45. Heerfordt C, Heerfordt IM. Has there been an increased interest in smoking cessation during the first months of the COVID-19 pandemic? A Google Trends study. *Public Health*. 2020;183:6-7.
46. Zvolensky MJ, Garey L, Rogers AH, Schmidt NB, Vujanovic AA, Storch EA, et al. Psychological, addictive, and health behavior implications of the COVID-19 pandemic. *Behav Res Ther*. 2020;134:103715.
47. Aston ER, Smith JE, DiBello AM, Farris SG. Effects of acute distress and tobacco cues on tobacco demand. *Drug Alcohol Depend*. 2021:108522.
48. United Nations. Sustainable Development Goals: Good Health and Well-being 2016 [Available from: <https://sustainabledevelopment.un.org/sdg3>].
49. Droogers M, Jansen D, Lindert J, Saboga-Nunes L, Ruden M, Guichardon M, et al. Health-related Sustainable Development Goals: countdown on alcohol use, smoking prevalence, child overweight and suicide mortality. *Eur J Public Health*. 2020;30(Supplement_1):i10-i3.

50. Rehm J, Manthey J, Shield KD, Ferreira-Borges C. Trends in substance use and in the attributable burden of disease and mortality in the WHO European Region, 2010-16. *Eur J Public Health*. 2019;29(4):723-8.
51. GBD Results Tool. University of Washington, Seattle, USA. 2020 <http://ghdx.healthdata.org/gbd-results-tool>. Accessed 6 October 2020.
52. NCD Countdown 2030 collaborators. NCD Countdown 2030: pathways to achieving Sustainable Development Goal target 3.4. *The Lancet*. 2020.
53. Cousijn J, Kuhns L, Larsen H, Kroon E. For better or for worse? A pre-post exploration of the impact of the COVID-19 lockdown on cannabis users. *Addiction*. 2021.
54. Manthey J. Cannabis use in Europe: Current trends and public health concerns. *International Journal of Drug Policy*. 2019;68:93-6.
55. European Monitoring Centre for Drugs and Drug Addiction. European Drug Report 2019: Trends and Developments. Luxembourg: Publications Office of the European Union; 2019. Available from: <http://www.emcdda.europa.eu/publications/edr/trends-developments/2019>.
56. Eurostat. European Health Interview Survey (EHIS) 2021. Available from: https://ec.europa.eu/eurostat/cache/metadata/en/hlth_det_esms.htm.
57. Freeman TP, Groshkova T, Cunningham A, Sedefov R, Griffiths P, Lynksey MT. Increasing potency and price of cannabis in Europe, 2006-2016. *Addiction*. 2018.
58. Claudet I, Mouvier S, Labadie M, Manin C, Michard-Lenoir AP, Eyer D, et al. Unintentional Cannabis Intoxication in Toddlers. *Pediatrics*. 2017;140(3).
59. O'Donnell A, Addison M, Spencer L, Zurhold H, Rosenkranz M, McGovern R, et al. Which individual, social and environmental influences shape key phases in the amphetamine type stimulant use trajectory? A systematic narrative review and thematic synthesis of the qualitative literature. *Addiction*. 2019;114(1):24-47.
60. Slavova S, Rock P, Bush HM, Quesinberry D, Walsh SL. Signal of increased opioid overdose during COVID-19 from emergency medical services data. *Drug Alcohol Depend*. 2020;214:108176.
61. Ochalek TA, Cumpston KL, Wills BK, Gal TS, Moeller FG. Nonfatal Opioid Overdoses at an Urban Emergency Department During the COVID-19 Pandemic. *JAMA*. 2020.
62. Guber N, Mohler G, Huynh P, Arkins T, O'Donnell D, Carter J, et al. Impact of COVID-19 Pandemic on Drug Overdoses in Indianapolis. *J Urban Health*. 2020:1-6.
63. Lutz M. Zahl der Drogentoten steigt um 13 Prozent. *WELT*. 2020.

Figures

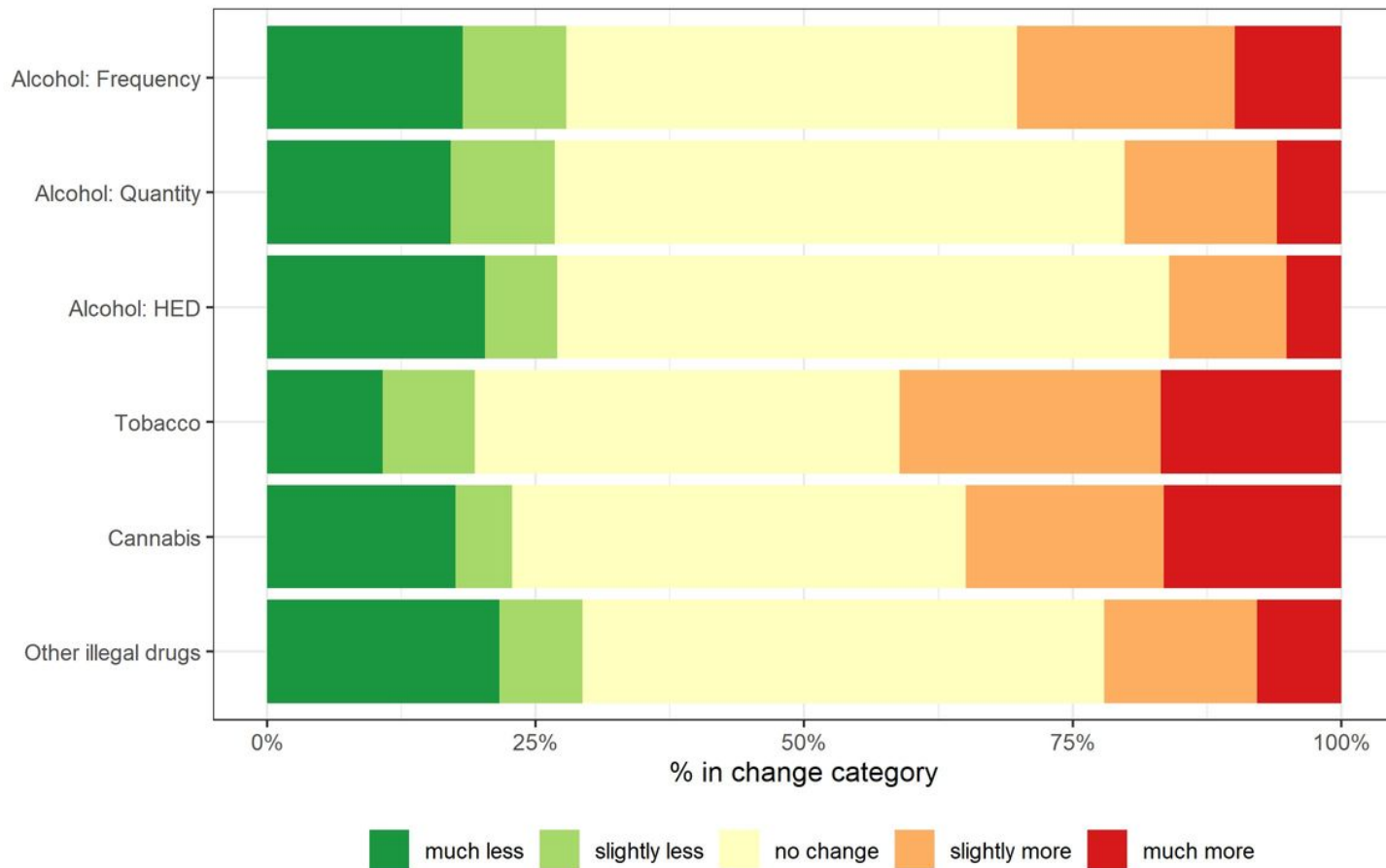


Figure 1

Proportion of respondents reporting any or no change in their substance use in the past month, calculated for alcohol users (n=35,753), tobacco users (n=9,816), cannabis users (n=3,289), and other illegal drug users (n=1,961). HED = Heavy episodic drinking.

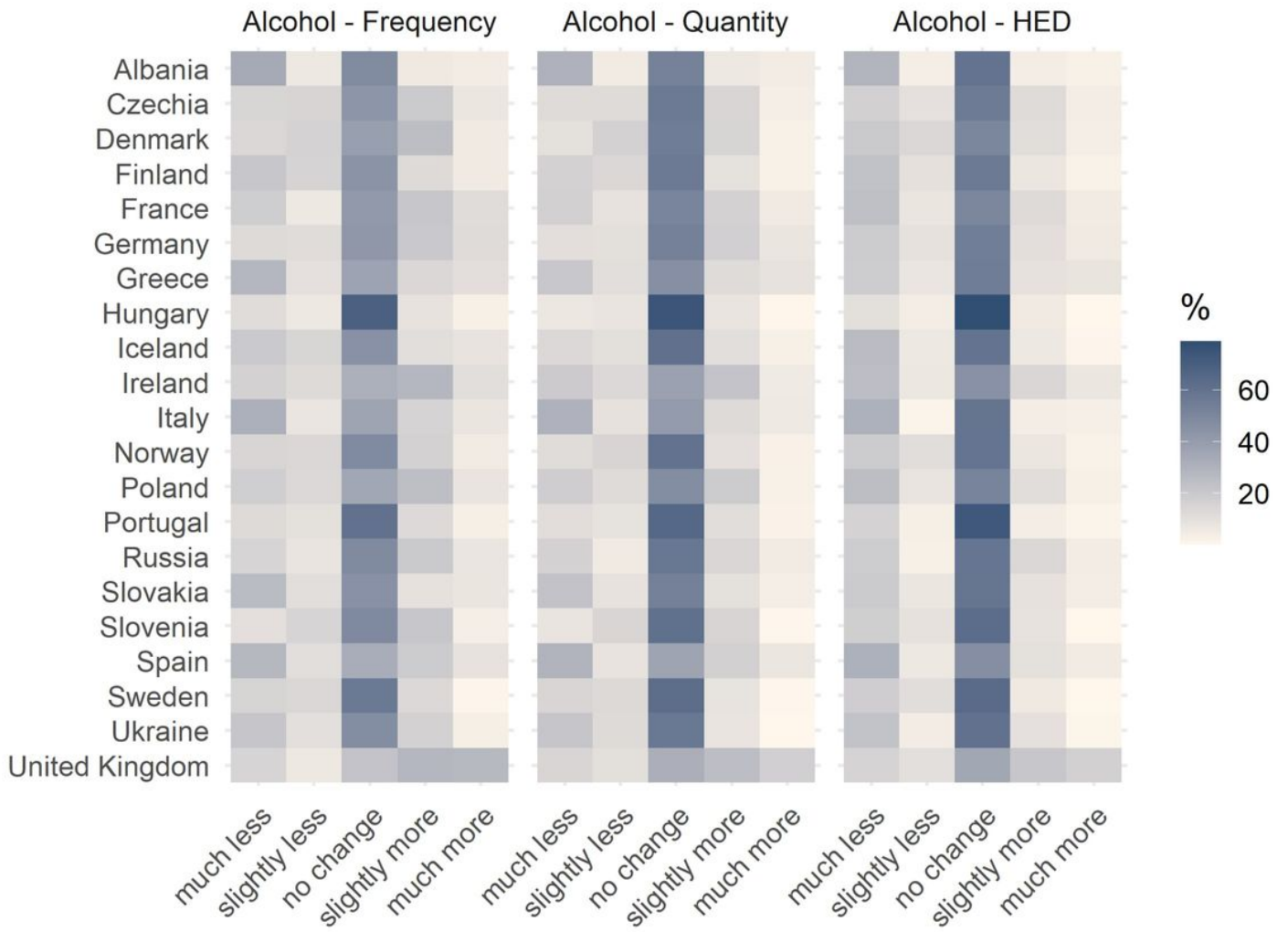


Figure 2

Proportion of respondents reporting any or no change in their alcohol use in the past month, by country.

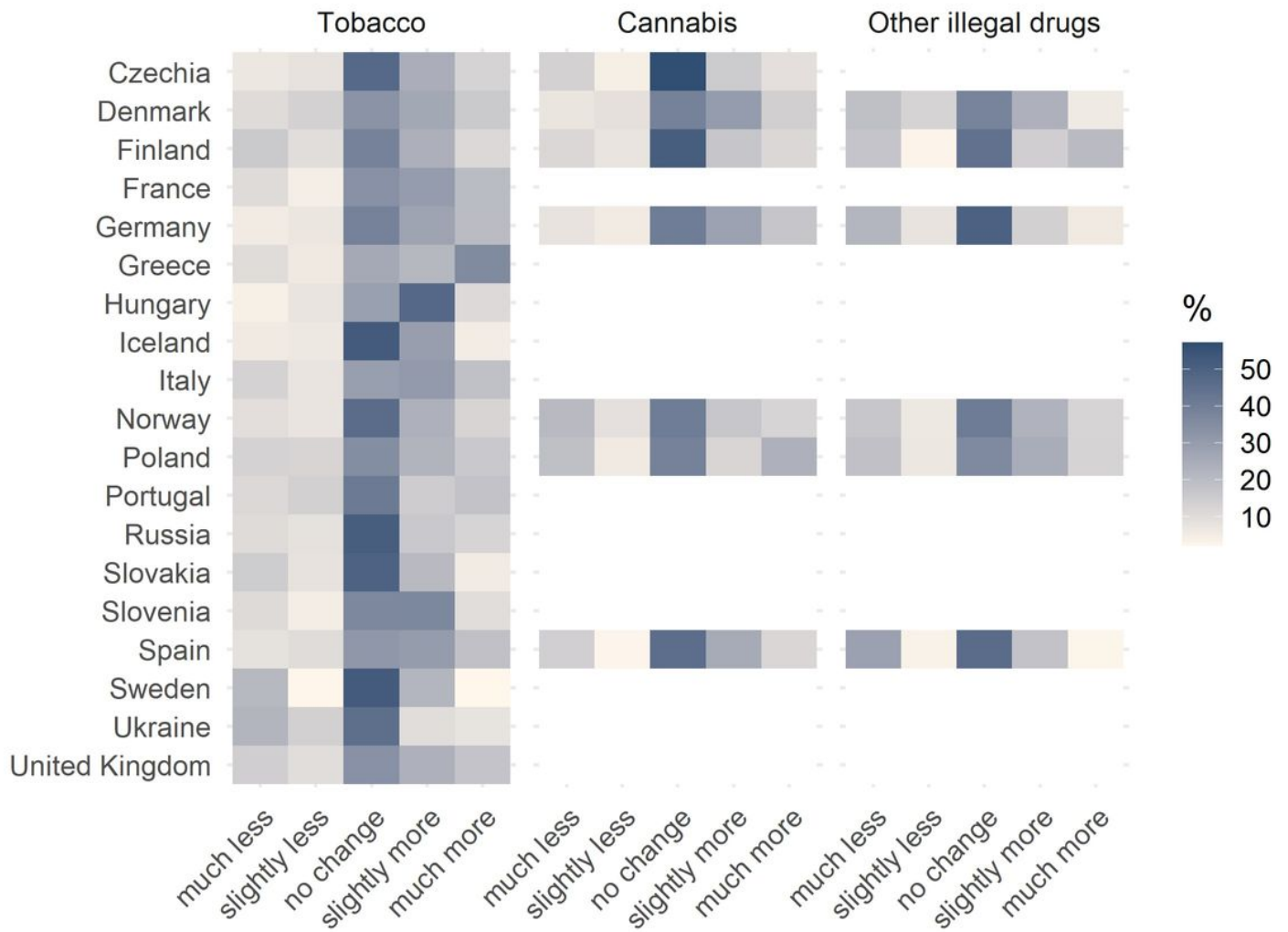


Figure 3

Proportion of respondents reporting any or no change in their tobacco, cannabis and other illegal substance use in the past month, by country. For countries with less than 100 users, changes in substance use are not displayed.

Supplementary Files

This is a list of supplementary files associated with this preprint. Click to download.

- [Appendix.docx](#)