

Health and Adverse Childhood Experiences Among Homeless Youth

Andrew J. Barnes (✉ drbarnes@umn.edu)

Park Nicollet Health Services <https://orcid.org/0000-0002-9205-5046>

Amy L. Gower

University of Minnesota

Mollika Sajady

University of Minnesota

Katherine A. Lingras

University of Minnesota

Research article

Keywords: developmental origins of health and disease, adverse childhood experiences, homelessness

Posted Date: February 25th, 2020

DOI: <https://doi.org/10.21203/rs.2.24424/v1>

License: © ⓘ This work is licensed under a Creative Commons Attribution 4.0 International License.

[Read Full License](#)

Version of Record: A version of this preprint was published at BMC Pediatrics on April 7th, 2021. See the published version at <https://doi.org/10.1186/s12887-021-02620-4>.

Abstract

Background and Objectives Homelessness is associated with health problems and with adverse childhood experiences (ACEs). The risk of chronic health conditions for homeless compared to housed youth, and how this risk interacts with ACEs remains unclear. This study investigated the relationship between ACEs, housing, and child health, and whether: 1) ACEs and health vary by housing context; 2) ACEs and homelessness confer independent health risks; and 3) ACEs interact with housing with regard to adolescent health.

Methods Using data from 119,254 8th-11th graders, we tested independent and joint effects of ACEs and past-year housing status (housed, family homelessness, unaccompanied homelessness) on overall health and chronic health conditions, controlling for sociodemographic covariates.

Results The prevalence of ACEs varied by housing status, with 34.1% of housed youth experiencing ≥ 1 ACE vs. 56.3% of family-homeless and 85.5% of unaccompanied-homeless youth. Health status varied similarly. Homelessness and ACEs were independently associated with low overall health and chronic health conditions, after adjusting for covariates. Compared to housed youth, both family-homeless youth and unaccompanied-homeless youth had increased odds of low overall health and chronic physical and/or mental health conditions. All ACE x housing-status interactions were significant (all $p < 0.001$), such that ACE-related health risks were moderated by housing status.

Conclusions ACEs and housing status independently predict health status during adolescence beyond other sociodemographic risks. Being homeless unaccompanied is also riskier than being homeless with family, and every additional ACE increases this risk. Clinicians and health systems should advocate for policies that include stable housing as a protective factor.

Introduction

Adverse Childhood Experiences (ACEs) are common during childhood, with over 32 million youth (45%) under 17 years having experienced at least one ACE in the United States.¹ Almost all youth with one or more ACEs report experiencing these stressful events before the age of 14 years.² Youth who experience homelessness have particularly high rates of ACEs and related cumulative psychosocial risk.^{3,4} However, research that compares the prevalence of ACEs between homeless and housed populations of youth is lacking.

The health consequences of ACEs are well-established in adults,⁵⁻⁹ and increasing evidence suggests that these pernicious effects often emerge during childhood and adolescence. Chronic health conditions that emerge during childhood in the context of ACEs occur along a risk gradient, with each additional ACE conferring additional risk.¹⁰⁻¹² For example, adolescents with ACEs are most likely to report poor overall health and are up to 1.5 times more likely to have obesity compared to peers without ACEs.^{13,14} Another recent study of adolescents involved in the juvenile justice system found that youth with four or more

ACEs experienced significant mental health symptoms; these symptoms were buffered by high levels of internal resilience, school connectedness, family communication, and peer role models.¹⁵

The known associations between youth homelessness and stressors such as ACEs are especially notable given the high prevalence of youth homelessness; on a single night in 2018, at least 180,000 families with children and 36,000 unaccompanied youth in the United States experienced homelessness.¹⁶ Likewise, public schools identified over 1.3 million homeless youth in 2016 (91% of whom were homeless with family) – an increase of 4% over 2 years.¹⁷ Youth experiencing family homelessness report more mental health problems than housed youth,¹⁸ including suicide attempts,¹⁹ even when controlling for family income. In addition, youth experiencing unaccompanied homelessness are at high risk of victimization, substance abuse, infectious diseases, and mental health problems.²⁰ While factors such as positive parenting relationships and increased parent responsiveness can moderate trauma symptoms and emotional-behavioral concerns in children experiencing homelessness,^{19,21} it remains unclear how housing contexts might be associated with health among youth at high psychosocial risk due to ACEs.

There are no studies that we are aware of that have compared the risk of chronic health conditions among homeless and housed youth in the context of ACEs. We aimed to investigate how ACEs and housing relate to child health by determining whether ACEs and child health vary by housing context; if ACEs and homelessness confer independent risks to health; and how ACEs interact with housing contexts vis a vis adolescent health. We hypothesized that youth experiencing unaccompanied homelessness would have more chronic health conditions and ACEs compared to those who are homeless with family; ACEs and homelessness would be independently associated with chronic health conditions in youth; and that health problems would increase with each additional ACE but that this risk gradient would be moderated by consistent housing.

Methods

Study Design and Subjects

Data come from the 2016 Minnesota Student Survey (MSS), a state-wide surveillance survey of youth health, risk, and protective factors offered triennially to every public and charter school serving 5th, 8th, 9th, and 11th grades in Minnesota. In keeping with state law, passive parental consent is used (< 1% opt-out rate) and schools administer the survey via paper and pencil survey or online, at their discretion. Approximately 2% of completed surveys are discarded due to highly implausible or incomplete data. In 2016, 85% of school districts contributed data from at least one grade. Because some items necessary for the current analysis were not asked of 5th graders, the current study uses data from 119,254 students in 8th, 9th, and 11th grade. The University of Minnesota Institutional Review Board determined this secondary analysis of anonymous data did not meet the definition of human subject research.

Measures

Adverse Childhood Experiences

A total of eight yes/no items were used to assess the presence of six ACEs: psychological abuse (1 item), physical abuse (1 item), sexual abuse (2 items), familial substance abuse (2 items), domestic violence (1 item), and parental incarceration (1 item). Full details are described elsewhere.¹³ In brief, for each ACE with two items, endorsement of either item was considered to indicate the presence of that ACE. A count of the number of ACEs was calculated, ranging from 0 to 6 possible ACEs.

Homelessness

One item assessed with three response options assessed housing status: “During the past 12 months, have you stayed in a shelter, somewhere not intended as a place to live, or someone else’s home because you had no other place to stay?” Response options included no; yes, with my parents or an adult family member; and yes, on my own without any adult family members. Responses were recoded to indicate 1) no past year homelessness; 2) past year homelessness with family only; 3) past year homeless alone, regardless of homeless with family response.

Health

Students self-reported their overall health as excellent, very good, good, fair, or poor, which was dichotomized into excellent/very good compared to good/fair/poor. Two questions assessed chronic health problems. Students reported the presence or absence of 1) “physical disabilities or long term-health problems (such as asthma, cancer, diabetes, epilepsy, or something else)?” or 2) “long-term mental health, behavioral, or emotional problems?” For both questions, long-term was defined as “lasting 6 months or more.” Responses were combined to create four mutually exclusive groups: no chronic health problems, only chronic physical health problems, only chronic mental health problems, and both types of chronic health problems.

Sociodemographic covariates

Additionally, we measured multiple sociodemographic variables with established associations with ACEs, housing status, and/or health. Students reported their sex (male/female) and grade (8th, 9th, or 11th). Two questions were combined to create race/ethnicity groups: Hispanic and Non-Hispanic White; Black/African/African American; Asian/Pacific Islander; American Indian; and multiracial. We included receipt of free or reduced-price lunch at school as a binary marker for low-income status. Finally, we created a binary variable for location (Minneapolis-St. Paul metropolitan area versus all other non-metropolitan areas of Minnesota).

Statistical Analysis

Descriptive statistics were computed to describe the sample, stratified by housing status. Chi-square tests evaluated bivariate associations between housing status and both overall health and chronic health problems. Two multivariable analyses were undertaken. First, we evaluated the simultaneous, independent effects of housing status and ACEs on health using logistic regression. Housing status was

dummy coded to examine the effects of homelessness with family and homeless alone, compared to the reference group of youth with consistent housing. Second, the interaction between ACEs and housing status was added to the regression to assess moderation. Because all interactions were significant, the sample was stratified by housing status, and multifactor ANOVAs were conducted to probe moderation effects.²² This approach allowed us to compare all three housing status groups, rather than relying on comparisons to a single reference group. Adjusted predicted means are interpreted as predicted prevalence estimates for each group. All multivariable regressions controlled for sex, grade, race/ethnicity, free/reduced price lunch, and school metropolitan location. Missing data ranged from 0 to 6.0%; given the very large sample size, missing data were excluded listwise. Alpha was set to 0.05 for all analyses, and IBM SPSS v25 was used for data analysis.

Results

Prevalence of ACEs and Health Problems

The sample is described in Table 1. Participants were roughly evenly split by sex and grade, and race/ethnicity distributions were consistent with the demographics of Minnesota youth. The distribution of ACEs varied by housing status, with a flatter and higher-prevalence distribution for youth who were homeless alone than for youth who were homeless with family, and a less-prevalent skew among those with consistent housing. The prevalence of health problems also varied by housing status (Table 2). For all but chronic physical health problems, consistently-housed youth reported the best health; those who were homeless with family reported intermediate levels of health problems; and students who were homeless alone had the highest frequency of health problems.

Table 1
Descriptive statistics by housing status.

	Housed n = 112,750 (94.5%)	Family Homeless n = 5,273 (4.4%)	Unaccompanied Homeless n = 1,231 (1.0%)
Sex			
Male	55,466 (49.3%)	2,883 (54.9%)	705 (57.7%)
Female	57,043 (50.7%)	2,364 (45.1%)	516 (42.3%)
Grade			
8th	39,643 (35.2%)	2,530 (48.0%)	371 (30.1%)
9th	40,191 (35.6%)	1,876 (35.6%)	391 (31.8%)
11th	32,916 (29.2%)	867 (16.4%)	469 (38.1%)
Free/reduced lunch	28,970 (25.9%)	2,605 (49.9%)	583 (47.7%)
Metro	59,636 (52.9%)	2,726 (51.7%)	599 (48.7%)
Race/ethnicity			
NH American Indian	1,210 (1.1%)	137 (2.6%)	51 (4.2%)
NH Asian/Pacific Isl.	6,409 (5.7%)	601 (11.5%)	57 (4.7%)
NH Black	5,988 (5.3%)	460 (8.8%)	93 (7.7%)
NH Multiracial	8,090 (7.2%)	485 (9.3%)	170 (14.0%)
Hispanic	10,013 (8.9%)	779 (14.9%)	164 (13.5%)
NH White	80,306 (71.7%)	2,765 (52.9%)	679 (55.9%)
ACEs			
0 ACEs	74,002 (65.9%)	2,287 (43.7%)	177 (14.5%)
1 ACE	21,315 (19.0%)	1,173 (22.4%)	244 (20.0%)
2 ACEs	9,408 (8.4%)	719 (13.7%)	193 (15.8%)
3 ACEs	4,545 (4.0%)	509 (9.7%)	205 (16.8%)
4 ACEs	2,057 (1.8%)	303 (5.8%)	178 (14.6%)
5 ACEs	894 (0.8%)	172 (3.3%)	161 (13.2%)
6 ACEs	152 (0.1%)	67 (1.3%)	62 (5.1%)
ACE: Adverse Childhood Experience; NH: Non-Hispanic			

Table 2
Overall Health and Chronic Health Problems by Housing Status

	Housed	Family Homeless	Unaccompanied Homeless
Chronic Health Status*			
No Chronic Problems	81,060 (72.6%)	3,341 (64.2%)	490 (40.4%)
Chronic Mental Health	13,592 (12.2%)	871 (16.7%)	352 (29.0%)
Chronic Physical Health	11,648 (10.4%)	563 (10.8%)	118 (9.7%)
Both Chronic Problems	5,384 (4.8%)	433 (8.3%)	253 (20.9%)
Overall Health*			
Good/Fair/Poor	35,649 (31.7%)	2,239 (42.7%)	686 (56.0%)
Excellent/Very Good	76,817 (68.3%)	3,009 (57.3%)	539 (44.0%)
*Chi square test of association indicated significant differences between groups, $p < 0.05$			

Associations between ACEs, Homelessness, and Health

Housing status and ACEs independently contributed to overall health and chronic health problems in multivariable logistic regressions examining independent effects of housing status and ACEs on health, controlling for sex, grade, race/ethnicity, free/reduced price lunch, and school metropolitan location (Table 3). Students who were homeless alone had higher adjusted odds of chronic mental health problems, and co-occurring chronic mental and physical health problems, than youth who were homeless with their families or youth with consistent housing.

Table 3
Logistic Regressions Predicting Health Problems based on Homeless Status and ACEs

	Good/Fair/Poor Overall Health	Chronic Physical Health vs. No Chronic Problems	Chronic Mental Health vs. No Chronic Problems	Chronic Both vs. No Chronic Problems
Housed	1.00	1.00	1.00	1.00
Family Homeless	1.19 (1.12, 1.27)	1.11 (1.02, 1.23)	1.28 (1.17, 1.39)	1.44 (1.28, 1.62)
Unaccompanied Homeless	1.34 (1.18, 1.51)	1.35 (1.09, 1.67)	2.03 (1.73, 2.38)	2.48 (2.48, 3.58)
ACEs count	1.40 (1.38, 1.41)	1.16 (1.14, 1.18)	1.65 (1.63, 1.68)	1.74 (1.70, 1.78)
Analyses controlled for sex, grade, race/ethnicity, free/reduced price lunch qualification, and metropolitan location. Results presented are adjusted odds ratios with 95% confidence intervals; all were significant at $p < 0.05$.				

Moderation of Health Risk of ACEs by Housing Status

Health risks increased by ACEs regardless of housing status (Figs. 1–4). Because statistical interactions between ACEs and housing were significant for all health outcomes, we probed how housing status moderated the associations between ACEs and health. For youth with 0–5 ACEs, consistent housing and family homelessness were associated with lower risk of co-occurring chronic physical and mental health problems (Fig. 1) and lower risk of mental health problems (Fig. 2) compared to youth who were homeless alone. For youth with 0–2 or > 4 ACEs, physical health did not differ by housing status, but among those with 3–4 ACEs, consistent housing was associated with lower risk of physical health problems than family homelessness (Fig. 3). For youth with < 2 ACEs, consistent housing was associated with the highest levels of overall health (Fig. 4).

Discussion

This study documents differential health risks among youth who were homeless with or without a family member (i.e., unaccompanied) during the past year in the context of ACEs. Youth experiencing homelessness were at high risk for health problems, ranging from 10% increased risk of physical health conditions among youth who were homeless with a family member, to over 2 times the risk of co-occurring chronic physical and mental conditions among unaccompanied-homeless youth. Cumulative psychosocial risk was much higher among these youth compared to those with consistent housing – a majority of youth who were homeless with a family member had 1 or more ACEs, and nearly 1 in 5 of youth who were homeless unaccompanied had over 4 ACEs. Each additional ACE, regardless of housing status, increased the odds of low overall health by 40%; chronic physical health conditions by 16%;

chronic mental health conditions by 65%; and both chronic mental and physical health conditions by 74%. However, the health risks of homelessness remained elevated to a similar degree to the risks of ACEs even after controlling for ACEs along with sociodemographic factors that are associated with both homelessness and health. Furthermore, past-year homelessness compounded the health risks of ACEs in differential ways depending upon past-year housing context (consistently-housed vs. homeless with or without family) and broad category of health outcome (overall health vs. chronic physical and/or mental health).

The finding that homelessness is associated with health problems is consistent with prior research,^{23,24} and is the first to our knowledge to directly compare health between youth who were consistently housed and those who were homeless in the past year with family or unaccompanied. Similarly, the finding that health problems during adolescence are more prevalent with increasing ACEs aligns with research on pediatric obesity, behavioral health, and substance abuse,^{13,25} as does the finding that health problems are associated with negative life events among young children experiencing concurrent family homelessness.^{26–28} Our findings build upon this prior knowledge by establishing that ACEs and housing status pose independent and interacting risks to children's health. Since health problems partially mediate long-term homelessness for adults who had ACEs,^{29,30} our results imply that more intensive prevention, identification, and intensive treatment of chronic health problems in youth experiencing homelessness and ACEs could help “break the cycle” of homelessness across the lifespan.

Our results also highlight the complex interactions between housing, health, and the cumulative stress of ACEs. Few studies to date have compared risk gradients among subtypes of youth homelessness. While we found that being homeless with family is associated with health risks, we also found that these youth are also generally better off from a health perspective than unaccompanied-homeless youth, confirming that youth with ACEs and unaccompanied homelessness are at the highest risk for co-occurring health conditions. Overall, our findings affirm the protective nature of caregivers and families^{31–35} and underscore the importance of ensuring that youth who have suffered adversity (e.g., maltreatment, neglect, or family dysfunction) are protected from becoming separated from supportive family members when faced with evictions or unsafe housing, humanitarian crises, disasters, war, or refugee/immigration policies that simultaneously threaten the integrity of families and the homes that allow health to thrive.

The strengths of this study include its use of a large, representative statewide sample, increasing statistical power to test hypothesized interactions between psychosocial factors among hard-to-reach populations of youth (i.e., those with high ACEs and/or homelessness). Additionally, the fact that these youth are enrolled and attending school provides one clear route for providing services and support. Limitations include the inability to draw causal inferences due to the cross-sectional sample. Furthermore, although MSS items assessing health and housing status have established associations with various outcomes in other studies,^{19,36} these items are self-reported and have not yet been assessed for reliability and external validity. Furthermore, these items do not assess other aspects of housing such as duration or frequency of homelessness, rent instability, or housing safety. Nevertheless, assessing

homelessness using a broad definition, as done with the MSS, may be more accurate than head counts.³⁷⁻³⁹ Similarly, the MSS sample selects for youth who attend school, so while it gives voice to many youth who are traditionally excluded from public health research (such as those experiencing homelessness), some of these youth who are most at risk (e.g., most ACEs, homeless) might also be those most likely to be absent from school at the time of survey administration.⁴⁰ Given that our cohort was confined to one state (and reporting on only one year of housing status), longitudinal research of national samples is needed to better ascertain the directionality and generalizability of interactions between life experiences and health (e.g., before, during, and after episodes of homelessness). Finally, some of the stratified logistic regression models examining moderation of health by housing status had small sample sizes for youth with high ACEs, increasing the chances of type II errors (failing to reject false null hypotheses). We thus recommend that longitudinal nationally-representative surveys of youth health include items on both housing context and ACEs to more precisely inform program and policy development.

Our results have important clinical and policy implications for youth at high risk due to histories of maltreatment, neglect, and family dysfunction. Few pediatric clinicians ask about ACEs or document childhood adversity in the medical record.⁴¹ Notably, ACEs surveys do not typically include housing status, so even if ACEs surveillance became a routine part of pediatric or community healthcare, housing experiences and/or needs might not be considered without additional screening. While some clinical systems have piloted methods to screen for social determinants of health, including housing and ACEs, efforts are widely variable and lack consistent protocols across the field.⁴²⁻⁴⁵ As such efforts advance, our results – and those of others showing that even unstable or precarious housing is associated with health risks for children^{46,47} – suggest that the context of housing will be important to specify (i.e., within social determinants of health screening protocols that may include ACEs) because it is differentially associated with health risks.

Additionally, clinicians cite being hesitant to ask about some psychosocial topics due to lack of training in these areas as well as uncertainty as to how to resolve issues that arise from these questions.^{48,49} For example, within typical primary care settings, social work staff may be unavailable or overwhelmed, limited options may be available for on-site mental health care and related supports, and community-based options such as housing advocacy may not exist. Increasingly, efforts to link services such as behavioral health, food banks, housing services, and medical-legal partnerships within pediatric primary care attempt to bridge these gaps. Increased public support for such linkages and cross-sector collaborations such as school mental health and school-based clinics, along with public-private partnerships, will be essential in helping pediatric health care organizations integrate housing and ACEs screening, surveillance, and remediation into their processes that aim to address these and other social determinants of health.

In addition to trauma-informed care, advocacy is needed for “resilience-informed care” that incorporates protective factors both in clinical practice and social policies.^{35,50} Traditionally, policy work and medical

care are focused on identifying and treating problems. Less attention is paid to what is going well, particularly in contexts of known risk, such as homelessness or ACEs. For instance, our results identify important nuances in health within the context of homelessness (i.e. level of ACEs and unaccompanied homeless versus homeless with family). These results illuminate that even within challenging situations, efforts to keep families together and ameliorate toxic stress can have important impacts on child health. Policies should aim to reflect this and recognize the protective impact of family relationships as well as other known facilitators of resilience.

Conclusion

Youth experiencing ACEs or homelessness are at risk of poor overall health and chronic health conditions. Consistent housing in the past year has a generally protective effect on physical and mental health and can buffer the impact of ACEs during adolescence. Potential solutions include preventing ACEs through policy and public awareness; providing of trauma- and resilience-informed health and psychosocial services; and policies that support stable and sustainable family housing.

Abbreviations

ACE, Adverse Childhood Experience; AOR, Adjusted Odds Ratio; CI, Confidence Interval; SD, Standard Deviation; MSS, Minnesota Student Survey

Declarations

Ethics approval and consent to participate: The University of Minnesota Institutional Review Board determined this secondary analysis of anonymous data did not meet the definition of human subject research (#20150608).

Consent for publication: not applicable

Availability of data and materials: The data that support the findings of this study are available from the Minnesota Department of Education, but restrictions apply to the availability of these data, which were used under license for the current study, and so are not publicly available. Data are however available from the authors upon reasonable request and with permission of the Minnesota Department of Education.

Conflict of Interest: The authors declare that they have no competing interests

Funding Source: This study was supported by DHHS/MCHB grant #T73MC12835. The second author's time was supported by cooperative agreement 5U48DP005022 (R Sieving, PI) from the Centers for Disease Control and Prevention, Prevention Research Center Program. The contents are solely the responsibility of the authors and do not necessarily represent the official views of the Centers for Disease Control and Prevention or the Department of Health and Human Services.

Financial Disclosure: All authors have no financial relationships relevant to this article to disclose.

Clinical Trial Registration: n/a

Table of Contents Summary: Consistent housing is associated with lower risk of physical and emotional adolescent health problems in the context of ACEs.

Contributors' Statements:

Andrew J. Barnes: Dr. Barnes conceptualized and designed the study, provided data interpretation, drafted the initial manuscript, and approved the final manuscript as submitted.

Co-Author 1: Dr. Gower conducted statistical analyses, drafted tables and figures, provided data interpretation, drafted the manuscript, and approved the final manuscript as submitted.

Co-Author 2: Dr. Sajady provided data interpretation, drafted the manuscript, and approved the final manuscript as submitted.

Co-Author 3: Dr. Lingras provided literature review, data interpretation, drafted and critically reviewed the manuscript, and approved the final manuscript as submitted.

References

1. Data Resource Center for Child and Adolescent Health supported by the U.S. Department of Health and Human Services Health Resources and Services Administration. Child and Adolescent Health

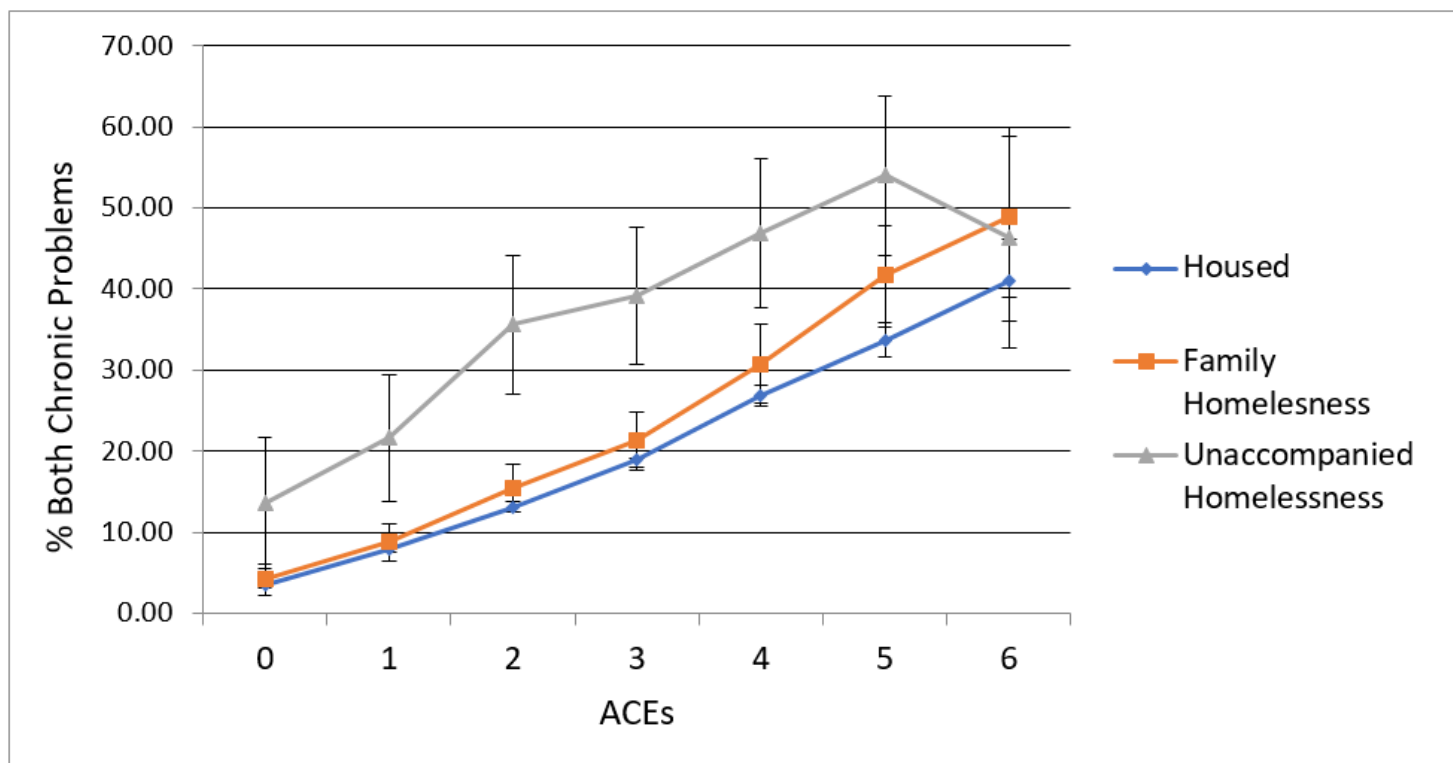
- Measurement Initiative. National Survey of Children's Health, 2016-2017.
<http://childhealthdata.org/browse/survey/results?q=5545&r=1>. Accessed June 20, 2019.
2. Flaherty EG, Thompson R, Dubowitz H, et al. Adverse Childhood Experiences and Child Health in Early Adolescence. *JAMA Pediatr*. 2013;167(7):622. doi:10.1001/jamapediatrics.2013.22
 3. Masten AS, Miliotis D, Graham-Bermann SA, Ramirez M, Neemann J. Children in homeless families: Risks to mental health and development. *J Consult Clin Psychol*. 1993;61(2):335-343.
<http://doi.apa.org/getdoi.cfm?doi=10.1037/0022-006X.61.2.335>.
 4. Narayan AJ, Nerenberg LS, Kalstabakken AW, Labella MH, Monn AR, Masten AS. Intergenerational continuity of adverse childhood experiences in homeless families: Unpacking exposure to maltreatment versus family dysfunction. *Am J Orthopsychiatry*. 2017. doi:10.1037/ort0000133
 5. Felitti VJ, Anda RF, Nordenberg D, et al. Relationship of childhood abuse and household dysfunction to many of the leading causes of death in adults. The Adverse Childhood Experiences (ACE) Study. *Am J Prev Med*. 1998;14(4):245-258.
 6. Campbell JA, Walker RJ, Egede LE. Associations Between Adverse Childhood Experiences, High-Risk Behaviors, and Morbidity in Adulthood. *Am J Prev Med*. 2016;50(3):344-352.
doi:10.1016/j.amepre.2015.07.022
 7. Wade R, Cronholm PF, Fein JA, et al. Household and community-level Adverse Childhood Experiences and adult health outcomes in a diverse urban population. *Child Abuse Negl*. 2016.
doi:10.1016/j.chiabu.2015.11.021
 8. Herzog JI, Schmahl C. Adverse childhood experiences and the consequences on neurobiological, psychosocial, and somatic conditions across the lifespan. *Front Psychiatry*. 2018.
doi:10.3389/fpsy.2018.00420
 9. Morris G, Berk M, Maes M, Carvalho AF, Puri BK. Socioeconomic Deprivation, Adverse Childhood Experiences and Medical Disorders in Adulthood: Mechanisms and Associations. *Mol Neurobiol*. 2019. doi:10.1007/s12035-019-1498-1
 10. Burke NJ, Hellman JL, Scott BG, Weems CF, Carrion VG. The impact of adverse childhood experiences on an urban pediatric population. *Child Abuse Negl*. 2011;35(6):408-413.
doi:10.1016/j.chiabu.2011.02.006
 11. Danese A, McEwen BS. Adverse childhood experiences, allostasis, allostatic load, and age-related disease. *Physiol Behav*. 2012;106(1):29-39. doi:10.1016/j.physbeh.2011.08.019 [doi]
 12. Oh DL, Jerman P, Silvério Marques S, et al. Systematic review of pediatric health outcomes associated with childhood adversity. *BMC Pediatr*. 2018;18(1):83. doi:10.1186/s12887-018-1037-7
 13. Davis L, Barnes AJ, Gross AC, Ryder JR, Schlafer RJ. Adverse childhood experiences and weight status among adolescents. *J Pediatr*. 2019. doi:10.1016/j.jpeds.2018.08.071
 14. Bellis MA, Hughes K, Ford K, et al. Adverse childhood experiences and sources of childhood resilience: A retrospective study of their combined relationships with child health and educational attendance. *BMC Public Health*. 2018. doi:10.1186/s12889-018-5699-8

15. Clements-Nolle K, Waddington R. Adverse Childhood Experiences and Psychological Distress in Juvenile Offenders: The Protective Influence of Resilience and Youth Assets. *J Adolesc Heal*. 2019. doi:10.1016/j.jadohealth.2018.09.025
16. Henry M, Mahathey A, Morrill T, et al. The 2018 Annual Homeless Assessment Report (AHAR) to Congress; Part 1: Point-in-time estimates of homelessness. <https://www.hudexchange.info/resources/documents/2018-AHAR-Part-1.pdf>. Accessed June 20, 2019.
17. National Center for Homeless Education. Federal Data Summary School Years 2013-2014 to 2015-2016, Education for Homeless Children and Youth. <https://www2.ed.gov/programs/homeless/federal-data-summary.pdf>. Published 2017. Accessed June 20, 2019.
18. Bassuk EL, Richard MK, Tsertsvadze A. The prevalence of mental illness in homeless children: a systematic review and meta-analysis. *J Am Acad Child Adolesc Psychiatry*. 2015;54(2):86-96.e2. doi:10.1016/j.jaac.2014.11.008
19. Barnes AJ, Gilbertson J, Chatterjee D. Emotional health among youth experiencing family homelessness. *Pediatrics*. 2018;141(4). doi:10.1542/peds.2017-1767
20. Davies BR, Allen NB. Trauma and homelessness in youth: Psychopathology and intervention. *Clin Psychol Rev*. 2017. doi:10.1016/j.cpr.2017.03.005
21. Herbers JE, Cutuli JJ, Supkoff LM, Narayan AJ, Masten AS. Parenting and coregulation: Adaptive systems for competence in children experiencing homelessness. *Am J Orthopsychiatry*. 2014;84:420-430. <http://psycnet.apa.orgjournals/ort/84/4/420>. Accessed February 19, 2016.
22. Lumley T, Diehr P, Emerson S, Chen L. The Importance of the Normality Assumption in Large Public Health Data Sets. *Annu Rev Public Health*. 2002. doi:10.1146/annurev.publhealth.23.100901.140546
23. Patterson ML, Moniruzzaman A, Somers JM. Setting the stage for chronic health problems: cumulative childhood adversity among homeless adults with mental illness in Vancouver, British Columbia. *BMC Public Health*. 2014;14(1):350. doi:10.1186/1471-2458-14-350
24. Kerker BD, Zhang J, Nadeem E, et al. Adverse Childhood Experiences and Mental Health, Chronic Medical Conditions, and Development in Young Children. *Acad Pediatr*. 2015;15(5). doi:10.1016/j.acap.2015.05.005
25. Lucenko BA, Sharkova I V, Huber A, Jemelka R, Mancuso D. Childhood adversity and behavioral health outcomes for youth: An investigation using state administrative data. *Child Abuse Negl*. 2015. doi:10.1016/j.chiabu.2015.07.006
26. Barnes A, Lafavor T, Cutuli J, Zhang L, Oberg C, Masten A. Health and Self-Regulation among School-Age Children Experiencing Family Homelessness. *Children*. 2017;4(8):pii: E70. doi:10.3390/children4080070
27. Cutuli JJ, Ahumada SM, Herbers JE, Lafavor TL, Masten AS, Oberg CN. Adversity and children experiencing family homelessness: implications for health. *J Child Poverty*. 2017;23(1):41-55. doi:10.1080/10796126.2016.1198753

28. Narayan AJ, Nerenberg LS, Kalstabakken AW, Labella MH, Monn AR, Masten AS. Intergenerational continuity of adverse childhood experiences in homeless families: Unpacking exposure to maltreatment versus family dysfunction. *Am J Orthopsychiatry*. 2017;87(1):3-14. doi:10.1037/ort0000133
29. Stein JA, Leslie MB, Nyamathi A. Relative contributions of parent substance use and childhood maltreatment to chronic homelessness, depression, and substance abuse problems among homeless women: Mediating roles of self-esteem and abuse in adulthood. *Child Abuse Negl*. 2002. doi:10.1016/S0145-2134(02)00382-4
30. Roos LE, Mota N, Afifi TO, Katz LY, Distasio J, Sareen J. Relationship between adverse childhood experiences and homelessness and the impact of Axis I and II disorders. *Am J Public Health*. 2013;103(Suppl 2):275-281. doi:10.2105/AJPH.2013.301323
31. Rutter M. Resilience in the Face of Adversity. *Br J Psychiatry*. 1985;147(6):598-611. doi:10.1192/bjp.147.6.598
32. Gorman-Smith D, Henry DB, Tolan PH. Exposure to Community Violence and Violence Perpetration: The Protective Effects of Family Functioning. *J Clin Child Adolesc Psychol*. 2004;33(3):439-449. doi:10.1207/s15374424jccp3303_2
33. Brown SM, Shillington AM. Childhood adversity and the risk of substance use and delinquency: The role of protective adult relationships. *Child Abuse Negl*. 2017;63:211-221. doi:10.1016/J.CHIABU.2016.11.006
34. Cheong E Von, Sinnott C, Dahly D, Kearney PM. Adverse childhood experiences (ACEs) and later-life depression: perceived social support as a potential protective factor. *BMJ Open*. 2017;7(9):e013228. doi:10.1136/BMJOPEN-2016-013228
35. Sege RD, Harper Browne C. Responding to ACEs With HOPE: Health Outcomes From Positive Experiences. *Acad Pediatr*. 2017;17(7):S79-S85. doi:10.1016/J.ACAP.2017.03.007
36. Barnes AJ, Eisenberg ME, Resnick MD. Suicide and self-injury among children and youth with chronic health conditions. *Pediatrics*. 2010;125(5). doi:10.1542/peds.2009-1814
37. Cutuli JJ, Steinway C, Perlman S, Herbers JE, Eyrich-Garg KM, Willard J. Youth Homelessness: Prevalence and associations with weight in three geographies. *Heal Soc Work*. 2015;40(4):316-324.
38. Cutuli JJ. Homelessness in high school: Population-representative rates of self-reported homelessness, resilience, and risk in Philadelphia. *Soc Work Res*. 2018;42(3):159-168.
39. Jetelina KK, Reingle Gonzalez JM, Cuccaro PM, et al. The Association Between Familial Homelessness, Aggression, and Victimization Among Children. *J Adolesc Heal*. September 2016. doi:10.1016/j.jadohealth.2016.07.014
40. Kearney CA. School absenteeism and school refusal behavior in youth: A contemporary review. doi:10.1016/j.cpr.2007.07.012
41. Karatekin C, Almy B, Mason SM, Borowsky I, Barnes A. Documentation of Child Maltreatment in Electronic Health Records. *Clin Pediatr (Phila)*. 2017. doi:10.1177/0009922817743571

42. Silverstein M, Conroy K, Sandel M. Screening for social determinants of health in pediatric primary care. *Pediatr Ann*. 2008;37(11):740-746. <http://www.ncbi.nlm.nih.gov/pubmed/19024841>. Accessed June 24, 2019.
43. Garg A, Butz AM, Dworkin PH, Lewis RA, Serwint JR. Screening for basic social needs at a medical home for low-income children. *Clin Pediatr (Phila)*. 2009. doi:10.1177/0009922808320602
44. Oh DL, Jerman P, Purewal Boparai SK, et al. Review of Tools for Measuring Exposure to Adversity in Children and Adolescents. *J Pediatr Heal Care*. 2018;32(6):564-583. doi:10.1016/j.pedhc.2018.04.021
45. Barnes AJ, Anthony BJ, Karatekin C, Lingras KA, Mercado R, Thompson LA. Identifying adverse childhood experiences in pediatrics to prevent chronic health conditions. *Pediatr Res*. 2020;87(2):362-370. doi:10.1038/s41390-019-0613-3
46. Meyers A, Cutts D, Frank DA, et al. Subsidized Housing and Children's Nutritional Status. *Arch Pediatr Adolesc Med*. 2005. doi:10.1001/archpedi.159.6.551
47. Sandel M, Sheward R, Ettinger de Cuba S, et al. Unstable Housing and Caregiver and Child Health in Renter Families. *Pediatrics*. 2018. doi:10.1542/peds.2017-2199
48. Olson AL, Kemper KJ, Kelleher KJ, Hammond CS, Zuckerman BS, Dietrich AJ. Primary Care Pediatricians' Roles and Perceived Responsibilities in the Identification and Management of Maternal Depression. *Pediatrics*. 2002;110:1169-1176. doi:10.1542/peds.110.6.1169
49. Horwitz SM, Kelleher KJ, Stein REK, et al. Barriers to the identification and management of psychosocial issues in children and maternal depression. *Pediatrics*. 2007;119:e208-e218. doi:10.1542/peds.2005-1997
50. Masten A, Barnes A. Resilience in Children: Developmental Perspectives. *Children*. 2018;5(7):98. doi:10.3390/children5070098

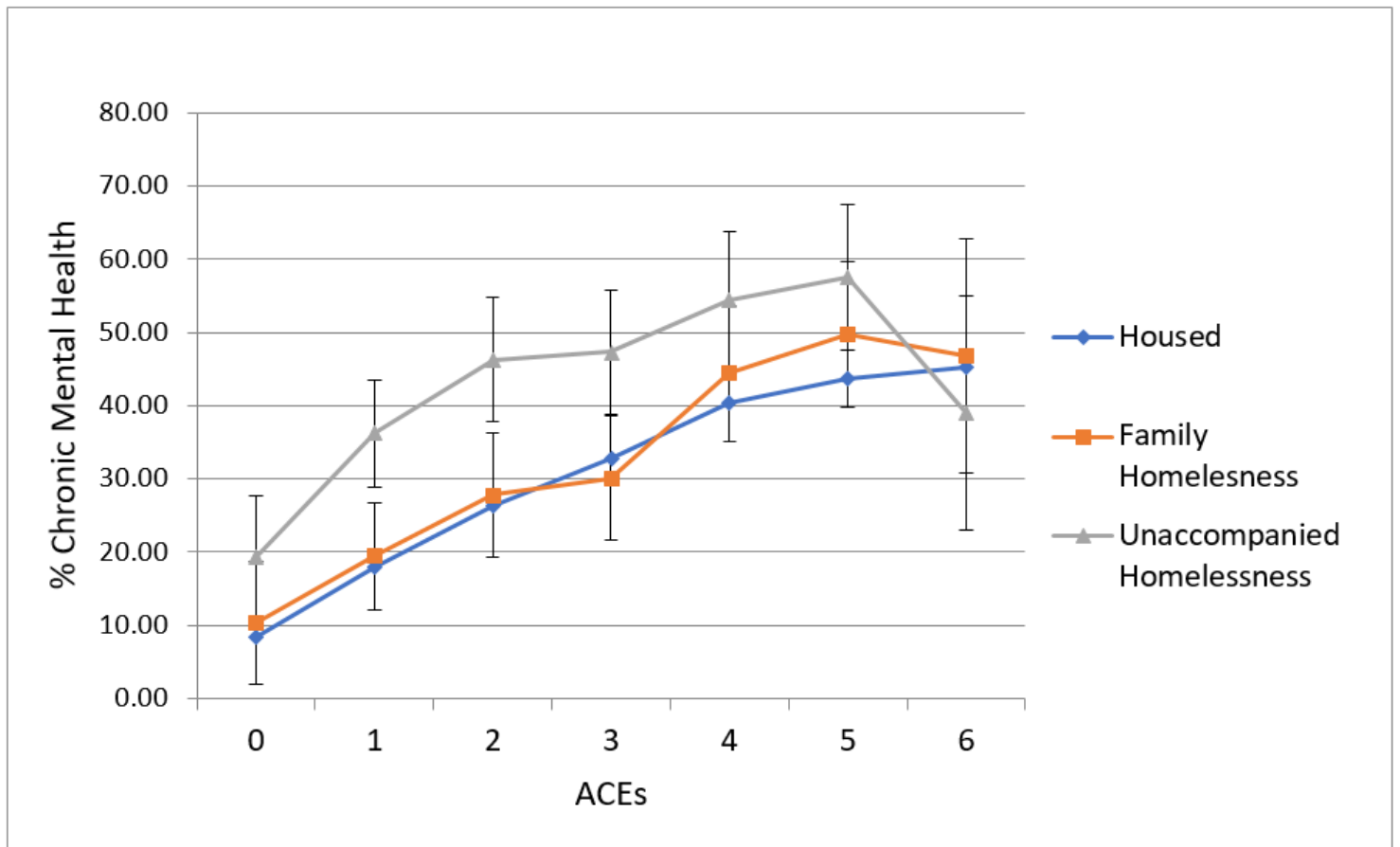
Figures



Analyses controlled for sex, grade, race/ethnicity, free/reduced price lunch qualification, and metropolitan location

Figure 1

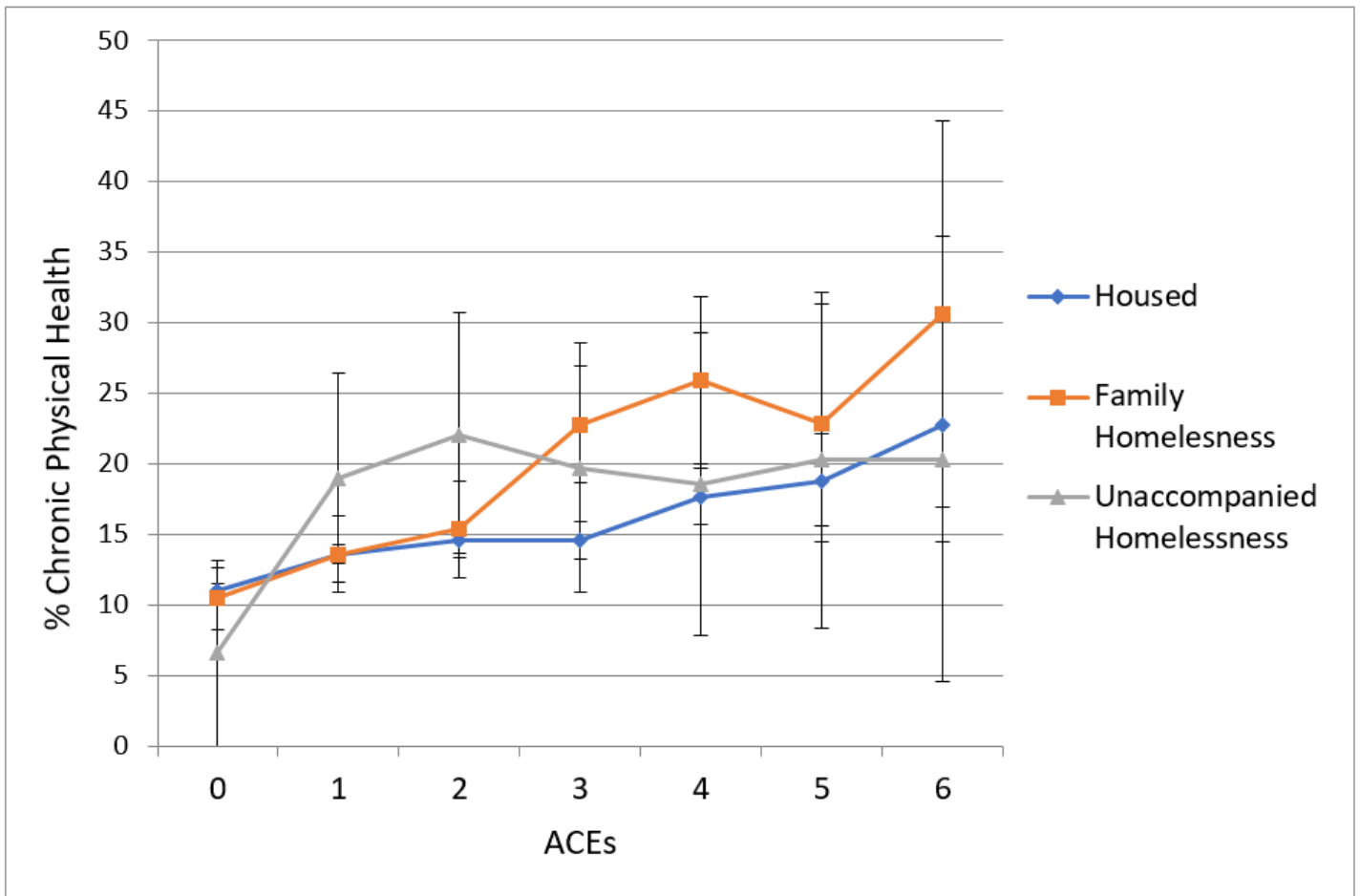
Prevalence of Chronic Physical and Mental Health Problems by ACEs and Housing Status



Analyses controlled for sex, grade, race/ethnicity, free/reduced price lunch qualification, and metropolitan location

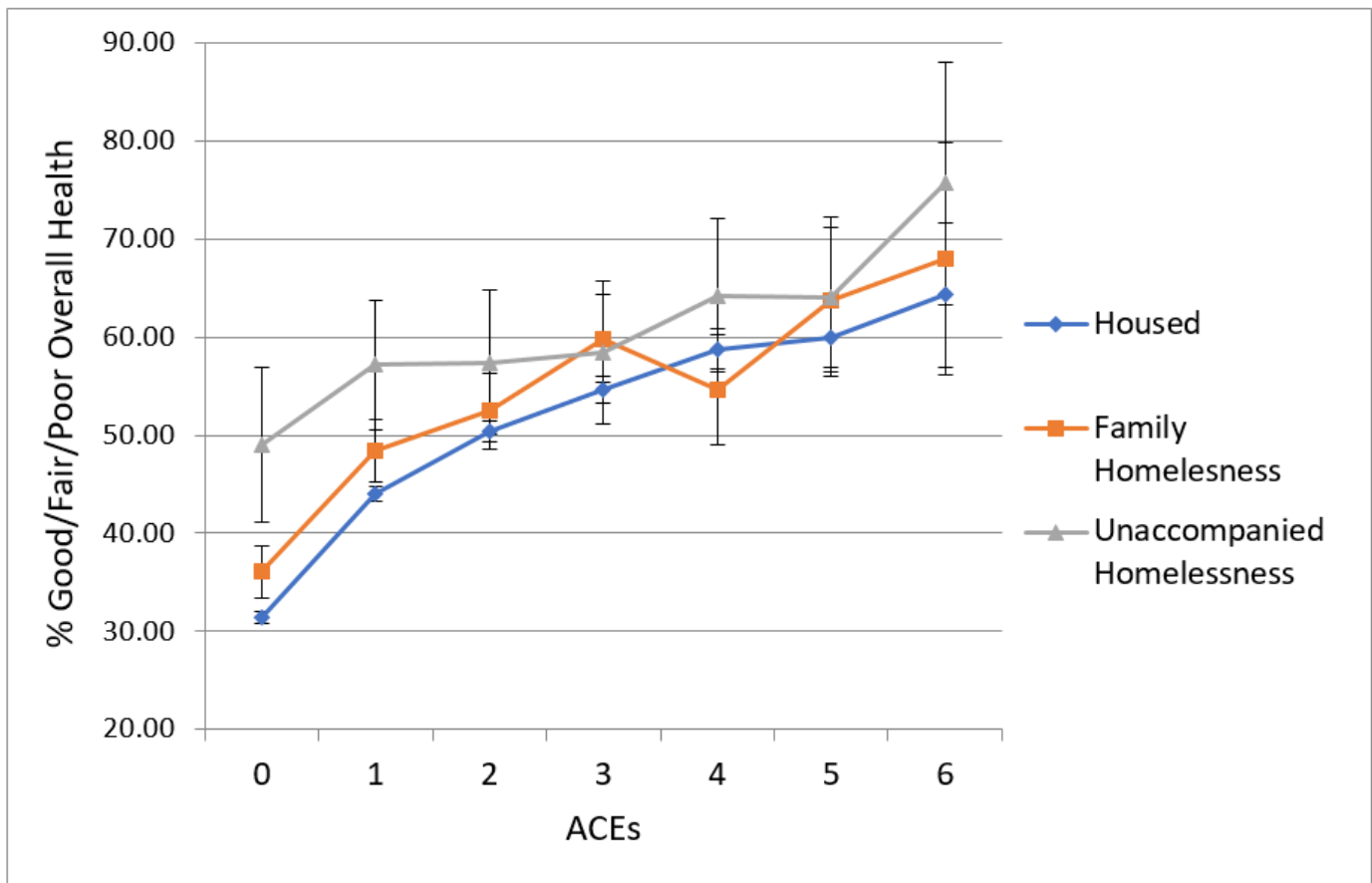
Figure 2

Prevalence of Chronic Mental Health Problems by ACEs and Housing Status



Analyses controlled for sex, grade, race/ethnicity, free/reduced price lunch qualification, and metropolitan location

Figure 3
Prevalence of Chronic Physical Health Problems by ACEs and Housing Status



Analyses controlled for sex, grade, race/ethnicity, free/reduced price lunch qualification, and metropolitan location

Figure 4

Prevalence of Good/Fair/Poor Health by ACEs and Housing Status