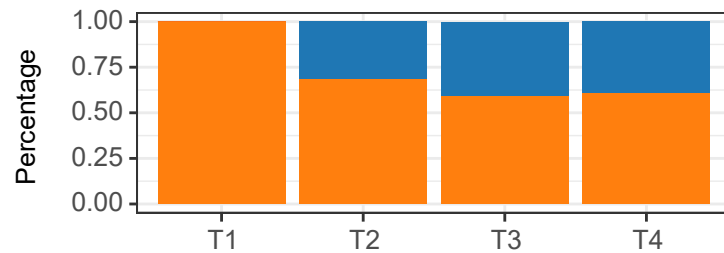


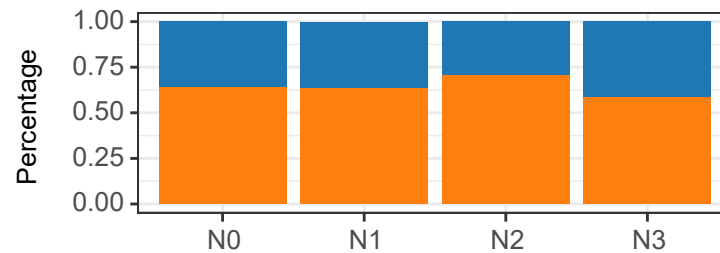
A

T4	2.37(*)	0.39	0.03	0
T3	2.61(*)	0.61	0	0.03
T2	1.75(*)	0	0.61	0.39
T1	0	1.75(*)	2.61(*)	2.37(*)



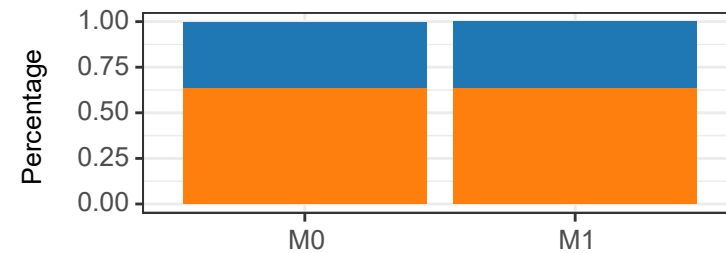
B

N3	0.24	0.2	0.68	0
N2	0.3	0.33	0	0.68
N1	0	0	0.33	0.2
N0	0	0	0.3	0.24



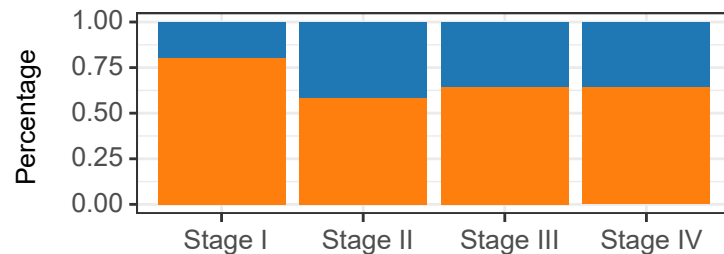
C

M1	0	0
M0	0	0



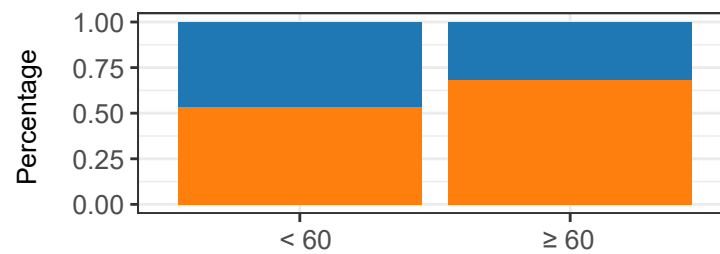
D

Stage IV	0.73	0.18	0	0
Stage III	1.17	0.39	0	0
Stage II	1.81(*)	0	0.39	0.18
Stage I	0	1.81(*)	1.17	0.73



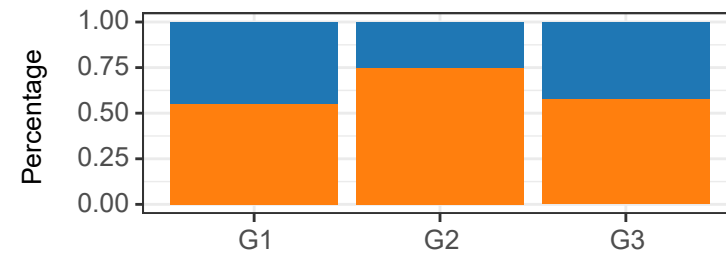
E

≥ 60	1.93(*)	0
< 60	0	1.93(*)



F

G3	0	2.46(*)	0
G2	0.42	0	2.46(*)
G1	0	0.42	0



Cluster 1

Cluster 2